

PRESIDENCY UNIVERSITY
86/1 COLLEGE STREET, KOLKATA 700 073

INCOME AND EXPENDITURE ACCOUNT FOR THE YEAR ENDED 31ST MARCH 2018

	SCHEDULE	2017-18				2016-17
		UNRESTRICTED FUND		RESTRICTED FUND	TOTAL	TOTAL
		DESIGNATED FUND	GENERAL FUND			
INCOME						
Academic Receipts	12	-	98,41,191	1,08,559	99,49,750	97,81,858
Grants And Donations	13	-	28,75,827	-	28,75,827	37,85,559
Income From Investments	14	21,199	50,03,067	1,53,83,693	2,04,07,959	4,22,15,273
Other Incomes	15	23,081	37,75,900	47,80,407	85,79,388	91,47,593
Transfer From Respective Funds To Meet Related Expenditure	16	45,02,596	27,45,09,376	4,69,32,450	32,59,44,422	34,92,76,337
Transfer From Capital Assets Fund/ Deferred Grant To Meet Depreciation		-	1,09,18,660	7,24,90,691	8,34,09,351	6,49,37,381
TOTAL (A)			45,46,876	30,69,24,020	13,96,95,800	45,11,66,696
EXPENDITURE						
Staff Payments And Benefits	17	-	17,71,49,476	50,21,719	18,21,71,195	16,06,31,139
Academic Expenses	18	45,02,560	1,76,97,643	4,09,85,284	6,31,85,487	6,04,14,529
Administrative And General Expenses	19	36	6,79,01,337	12,86,848	6,91,88,221	11,71,85,892
Transportation Expenses	20	-	64,64,684	-	64,64,684	60,94,678
Repairs And Maintenance	21	-	88,24,278	15,500	88,39,778	99,71,985
Depreciation	6	-	1,09,18,660	7,24,90,691	8,34,09,351	6,49,37,381
TOTAL (B)			45,02,596	28,89,56,078	11,98,00,042	41,32,58,716
BALANCE BEING EXCESS OF INCOME OVER EXPENDITURE (A-B)			44,280	1,79,67,943	1,98,95,758	3,79,07,981
SURPLUS CARRIED TO RESPECTIVE FUNDS						
NOTES TO ACCOUNTS	22					

Date: 18th March 2019

Place: Kolkata

For Presidency University

Saha
Anirban Saha
Accounts Officer
Accounts Officer
Presidency University
Kolkata

Prithul Chakraborty
Prithul Chakraborty
Finance Officer
Finance Officer
Presidency University
Kolkata

Anuradha Lohia
Prof. Anuradha Lohia
Vice Chancellor
Vice Chancellor
Presidency University, Kolkata

In terms of our report of even date

For SEN & CO
Chartered Accountants
FRN- 322688E

DW
CA D. Lahiri, partner
Mem No. 051930



PRESIDENCY UNIVERSITY
86/1 COLLEGE STREET, KOLKATA 700 073

SCHEDULE 17: STAFF PAYMENTS & BENEFITS

PARTICULARS	2017-18			2016-17	
	UNRESTRICTED FUND		RESTRICTED	TOTAL	
	DESIGNATED	GENERAL			TOTAL
Salaries And Wages	-	16,06,78,957	50,21,719	16,57,00,676	13,74,96,538
Bonus	-	2,88,800	-	2,88,800	39,600
Gratuity	-	-	-	-	12,00,900
Leave Salary	-	-	-	-	34,65,343
Pension	-	16,95,693	-	16,95,693	10,48,267
Commuted Pension	-	-	-	-	37,12,570
Honorarium To Guest Teachers	-	48,31,500	-	48,31,500	59,76,460
Staff Welfare Expenses	-	21,89,330	-	21,89,330	8,16,752
Relocation Expenses	-	-	-	-	-
Staff Development Expenses- Faculty	-	73,261	-	73,261	8,97,257
Staff Benefit Under FRPDE	-	73,91,935	-	73,91,935	59,78,412
TOTAL	-	17,71,49,476	50,21,719	18,21,71,195	16,06,31,139

SCHEDULE 18: ACADEMIC EXPENSES

PARTICULARS	2017-18			2016-17	
	UNRESTRICTED FUND		RESTRICTED FUND	TOTAL	
	DESIGNATED	GENERAL			TOTAL
Freshers' Welcome Expenses	-	-	-	-	-
Magazine	-	-	-	-	-
Travel And Fieldwork	-	7,82,233	16,08,239	23,90,472	29,34,847
Overhead	-	-	28,75,827	28,75,827	37,85,559
Consumables	-	-	85,55,441	85,55,441	96,44,183
Fellowship And Manpower	-	22,68,000	2,22,12,505	2,44,80,505	2,80,77,758
Contingency	-	-	42,70,755	42,70,755	41,08,727
Laboratory Expenses	-	8,83,243	-	8,83,243	1,94,393
Career & Counselling Expenses	-	-	-	-	-
Debate Expenses	-	51,018	-	51,018	1,07,797
Co-curricular Activities	-	-	-	-	-
Best Teacher Award	-	-	-	-	50,000
Seminar/Workshop	-	1,09,07,713	3,26,346	1,12,34,059	47,10,896
Seminar/Workshop-Welcome Trust/DBT/IA	-	-	-	-	-
Admission Expenses	-	9,027	-	9,027	10,360
Admission Expenses - Ph D	-	-	-	-	-
Stipend, Scholarship And Prizes	-	-	3,97,283	3,97,283	2,81,310
Scholarship-Merit-cum-Means	-	64,500	6,43,794	7,08,294	6,25,133
Winter/Summer School Programme	-	-	-	-	18,07,905
Student Project	-	-	-	-	-
Subscription and Registration Fees	-	1,000	-	1,000	-
Fuel Expenses-Laboratory	-	8,167	-	8,167	11,473
Project Expenses-Dutch	-	-	-	-	-
Quiz Contest Expenses-IOCL	-	-	-	-	-
Games & Sports	7,000	1,32,600	-	1,39,600	1,47,707
Cultural & Ceremonial Expenses	2,48,326	-	-	2,48,326	3,78,375
Confidential Expenses	42,47,234	-	-	42,47,234	9,54,770
Examination Expenses	-	3,54,914	-	3,54,914	2,87,535
Periodicals	-	-	-	-	-
Convocation Expenses	-	12,12,774	-	12,12,774	12,94,965
Inter University Academic Exchange Programme	-	10,22,454	-	10,22,454	9,02,426
Seminar & Workshop-NKM Endowment Lecture	-	-	95,094	95,094	98,410
Consultancy Fees	-	-	-	-	-
TOTAL	45,02,560	1,76,97,643	4,09,85,284	6,31,85,487	6,04,14,529

S. Das
Accounts Officer
Presidency University
Kolkata

Alankar
Finance Officer
Presidency University
Kolkata



PRESIDENCY UNIVERSITY
86/1 COLLEGE STREET, KOLKATA 700 073

PROJECT FUND

BALANCE SHEET AS AT 31st MARCH 2018

SOURCES OF FUNDS (LIABILITIES)	SCHEDULE	2017-18		2016-17	
PROJECT FUND (RESTRICTED FUND)	1		5,33,83,355		7,20,31,782
DEFERRED GRANT (RESTRICTED FUND)	2		9,37,82,791		9,46,64,271
CURRENT LIABILITIES AND PROVISIONS	3		28,15,443		53,23,327
TOTAL			14,99,81,589		17,20,19,380
APPLICATION OF FUNDS (ASSETS)					
FIXED ASSETS	4				
Tangible Assets					
Intangible Assets		9,21,25,540		9,23,36,843	
CAPITAL ADVANCE		16,57,251	9,37,82,791	23,27,428	9,46,64,271
INVESTMENT	5		15,36,215		19,31,842
CURRENT ASSETS	6		-		7,80,000
LOANS, ADVANCES & DEPOSITS	7		5,15,50,179		6,90,88,328
TOTAL	8		31,12,404		55,54,939
			14,99,81,589		17,20,19,380

INCOME AND EXPENDITURE ACCOUNT FOR THE YEAR ENDED 31st MARCH 2018

	SCHEDULE	AMOUNT	
		2017-18	2016-17
INCOME			
Transfer From Project Fund To The Extent Of Revenue Expenditure			
Academic Receipts		3,95,31,250	4,36,77,762
Other Income	9	1,08,559	-
Income from Investment	10	20,64,536	41,52,527
Transfer From Deferred Grant To Meet Depreciation	11	2,37,289	1,61,478
TOTAL (A)		2,39,06,109	2,09,07,242
EXPENDITURE			
Academic Expenses		6,58,47,743	6,88,99,009
Administrative and General Expenses	12	3,95,22,767	4,36,66,135
Depreciation	13	8,483	11,627
TOTAL (B)	4	2,39,06,109	2,09,07,242
BALANCE BEING EXCESS OF INCOME OVER EXPENDITURE (A-B)		6,34,37,359	6,45,85,004
SURPLUS CARRIED FORWARD TO PROJECT FUND		24,10,384	43,14,005
		24,10,384	43,14,005



Saha
Accounts Officer
Presidency University
Kolkata

Prasad
Finance Officer
Presidency University
Kolkata

PRESIDENCY UNIVERSITY
86/1 COLLEGE STREET, KOLKATA 700046

SCHEDULE 6: FIXED ASSETS

DESCRIPTION	RATE OF DEPRECIATION	GROSS BLOCK				DEPRECIATION				NET BLOCK	
		VALUE AS AT 31.03.2017	ADDITIONS DURING THE YEAR	DEDUCTIONS DURING THE YEAR	VALUE AS AT 31.03.2018	ACCUMULATED AMOUNT UPTO 31.03.2017	FOR THE YEAR	CORRECTIONS DURING THE YEAR	TOTAL UPTO 31.03.2018	NET VALUE 31.03.2018	NET AMOUNT
A. TANGIBLE ASSETS											
Auto-Vision Equipment											
Buildings	20%	1,00,98,133	42,02,985	1,86,173	1,41,14,945						
Campus Infrastructure	2%	96,100	-	-	96,100	36,29,003	3,44,158	8,281	36,29,003	36,29,003	36,29,003
Computer Hardware	10%	1,49,715	8,68,008	-	10,17,723	8,709	1,748	-	10,17,723	10,17,723	10,17,723
Computer Hardware- Food Court	25%	5,11,77,208	68,33,666	27,52,317	5,52,58,557	66,791	16,136	-	5,52,58,557	5,52,58,557	5,52,58,557
Data Centre	25%	51,236	-	-	51,236	2,18,69,585	37,54,895	-	2,18,69,585	2,18,69,585	2,18,69,585
Electrical Installation-E-Class Room	2%	8,86,224	-	-	8,86,224	32,325	4,758	-	8,86,224	8,86,224	8,86,224
Electrical Installation- Food Court	14.33%	1,66,840	-	-	1,66,840	66,477	6,512	-	1,66,840	1,66,840	1,66,840
Equipment -Food Court	14.33%	2,05,713	-	-	2,05,713	76,579	12,878	-	2,05,713	2,05,713	2,05,713
Electrical Appliances	20%	5,48,291	-	-	5,48,291	82,638	12,717	-	5,48,291	5,48,291	5,48,291
Electrical Installation	14.33%	14,47,375	1,25,474	7,39,000	8,33,849	2,97,638	39,371	-	8,33,849	8,33,849	8,33,849
Elevator	14.33%	8,86,224	3,00,68,297	-	11,86,57,640	7,03,387	1,15,848	-	11,86,57,640	11,86,57,640	11,86,57,640
Furniture, Fixtures And Fittings	20%	18,20,884	39,50,692	-	57,71,576	1,02,73,085	14,39,198	-	57,71,576	57,71,576	57,71,576
Furniture & Fixtures- Food Court	14.33%	4,18,01,260	91,50,613	42,09,517	4,67,42,356	5,06,147	10,17,148	-	4,67,42,356	4,67,42,356	4,67,42,356
Fire Safety System	14.33%	3,32,124	-	-	3,32,124	1,24,91,380	49,78,746	-	3,32,124	3,32,124	3,32,124
IT Network	20%	73,36,178	2,66,613	-	76,02,791	1,24,262	17,141	-	76,02,791	76,02,791	76,02,791
IT Equipments	25%	4,27,15,206	20,64,411	24,000	4,47,55,617	49,96,987	6,11,141	-	4,47,55,617	4,47,55,617	4,47,55,617
IT Equipments-E-Classroom	25%	99,94,857	5,47,700	1,53,455	1,03,89,102	1,71,00,880	84,79,714	-	1,03,89,102	1,03,89,102	1,03,89,102
Leasehold Land	25%	9,09,451	-	-	9,09,451	50,46,122	19,79,193	-	9,09,451	9,09,451	9,09,451
Laboratory/Science Equipment	10,00,00,000	-	-	-	-	5,73,736	1,17,428	-	-	-	-
Library Books & Digital Materials	20%	18,58,30,644	4,09,85,388	93,17,465	21,74,98,568	10,00,00,000	-	-	21,74,98,568	21,74,98,568	21,74,98,568
Office Equipment	33.33%	5,23,51,048	2,14,49,302	2,40,489	7,35,59,861	7,88,17,282	1,20,17,282	-	7,35,59,861	7,35,59,861	7,35,59,861
Park & Machinery	20%	27,30,604	7,49,559	-	34,80,163	3,78,21,261	8,40,11,261	-	34,80,163	34,80,163	34,80,163
Renovation of Buildings	20%	22,52,721	1,21,414	1,545	23,72,590	11,53,550	1,47,79,550	-	23,72,590	23,72,590	23,72,590
Renovation of Buildings- Barukh Hall	2%	8,46,51,473	32,77,55,143	1,27,598	41,22,79,018	8,00,111	1,72,80,111	-	41,22,79,018	41,22,79,018	41,22,79,018
Renovation of Buildings- Hinda Hostel	2%	14,29,999	-	-	14,29,999	27,28,414	3,72,80,414	-	14,29,999	14,29,999	14,29,999
Renovation of Buildings- Food Court	2%	16,10,834	-	-	16,10,834	24,822	24,822	-	16,10,834	16,10,834	16,10,834
Staff Furniture	2%	11,07,244	-	-	11,07,244	24,822	24,822	-	11,07,244	11,07,244	11,07,244
Sports Equipment	14.33%	2,43,071	2,87,509	-	5,30,580	1,17,07,244	1,17,07,244	-	5,30,580	5,30,580	5,30,580
Classical Park Court	20%	4,02,903	-	-	4,02,903	8,17,111	8,17,111	-	4,02,903	4,02,903	4,02,903
Hotels	25%	1,40,752	-	-	1,40,752	1,87,111	1,87,111	-	1,40,752	1,40,752	1,40,752
	25%	1,40,535	4,770	-	1,44,805	8,17,111	8,17,111	-	1,44,805	1,44,805	1,44,805
TOTAL (A)		69,12,57,966	44,94,31,044	1,77,51,559	1,12,29,17,452	19,86,17,282	8,70,14,885	8,40,800	19,86,17,282	19,86,17,282	19,86,17,282
B. INTANGIBLE ASSETS											
Computer Software	25%	1,31,63,140	8,97,688	3,72,465	1,36,88,363	80,00,000	15,17,000	-	1,36,88,363	1,36,88,363	1,36,88,363
TOTAL (B)		1,31,63,140	8,97,688	3,72,465	1,36,88,363	80,00,000	15,17,000	-	1,36,88,363	1,36,88,363	1,36,88,363
TOTAL		70,44,21,106	45,01,28,732	1,81,24,024	1,13,66,05,815	20,41,17,282	8,85,31,885	8,40,800	19,86,17,282	19,86,17,282	19,86,17,282



Accounts Officer
Presidency University
Kolkata

Finance Officer
Presidency University
Kolkata

PRESIDENCY UNIVERSITY
86/1 COLLEGE STREET, KOLKATA 700 073

INCOME AND EXPENDITURE ACCOUNT FOR THE YEAR ENDED 31ST MARCH 2019

	SCHEDULE	2018-19				2017-18
		UNRESTRICTED FUND		RESTRICTED FUND	TOTAL	TOTAL
		DESIGNATED FUND	GENERAL FUND			
INCOME						
Academic Receipts	12	-	1,22,75,320	14,237	1,22,89,557	99,49,750
Grants And Donations	13	-	24,91,980	-	24,91,980	28,75,827
Income From Investments	14	28,251	53,87,751	97,58,411	1,51,74,413	2,04,07,959
Other Incomes	15	25,971	24,78,542	45,18,850	70,23,363	85,79,388
Transfer From Respective Funds To Meet Related Expenditure	16	7,33,447	32,06,01,249	4,40,68,045	36,54,02,741	32,59,44,422
Transfer From Capital Assets Fund/ Deferred Grant To Meet Depreciation		-	1,24,49,264	6,91,90,399	8,16,39,663	8,34,09,351
TOTAL (A)		7,87,669	35,56,84,106	12,75,49,942	48,40,21,717	45,11,66,696
EXPENDITURE						
Staff Payments And Benefits	17	-	23,17,38,440	15,23,017	23,32,61,457	18,21,71,195
Academic Expenses	18	7,33,405	66,60,926	4,26,36,670	5,00,31,001	6,31,85,487
Administrative And General Expenses	19	42	7,55,98,329	50,242	7,56,48,613	6,91,88,221
Transportation Expenses	20	-	59,08,217	-	59,08,217	64,64,684
Repairs And Maintenance	21	-	71,20,246	17,700	71,37,946	88,39,778
Depreciation	6	-	1,24,49,264	6,91,90,399	8,16,39,663	8,34,09,351
TOTAL (B)		7,33,447	33,94,75,422	11,34,18,028	45,36,26,897	41,32,58,716
BALANCE BEING EXCESS OF INCOME OVER EXPENDITURE (A-B)		54,222	1,62,08,684	1,41,31,914	3,03,94,820	3,79,07,981
SURPLUS CARRIED TO RESPECTIVE FUNDS						
NOTES TO ACCOUNTS	22					

Date: 26th September 2019

Place: Kolkata

For Presidency University

Anirban Saha
Accounts Officer
Accounts Officer
Presidency University
Kolkata

Prithul Chakraborty
Finance Officer

Finance Officer
Presidency University
Kolkata

Prof. Anuradha Lohia
Vice Chancellor

Vice Chancellor
Presidency University, Kolkata

In terms of our report of even date

For SEN & CO
Chartered Accountants
FRN: 322688E

CA D. Lahiri, Partner
Mem No. 051936



PRESIDENCY UNIVERSITY
86/1 COLLEGE STREET, KOLKATA 700 073


SCHEDULE 17: STAFF PAYMENTS & BENEFITS

PARTICULARS	2018-19			2017-18	
	UNRESTRICTED FUND		RESTRICTED	TOTAL	
	DESIGNATED	GENERAL			TOTAL
Salaries And Wages	-	21,60,87,714	15,23,017	21,76,10,731	16,57,00,676
Bonus	-	4,28,000	-	4,28,000	2,88,800
Gratuity	-	2,69,280	-	2,69,280	-
Leave Salary	-	2,27,400	-	2,27,400	-
Pension	-	19,67,247	-	19,67,247	16,95,693
Commutated Pension	-	-	-	-	-
Honorarium To Guest Teachers	-	34,83,000	-	34,83,000	48,31,500
Staff Welfare Expenses	-	12,96,370	-	12,96,370	21,89,330
Relocation Expenses	-	-	-	-	-
Staff Development Expenses- Faculty	-	-	-	-	73,261
Staff Benefit Under FRPDF	-	79,79,429	-	79,79,429	73,91,935
TOTAL	-	23,17,38,440	15,23,017	23,32,61,457	18,21,71,195

SCHEDULE 18: ACADEMIC EXPENSES

PARTICULARS	2018-19			2017-18	
	UNRESTRICTED FUND		RESTRICTED FUND	TOTAL	
	DESIGNATED	GENERAL			TOTAL
Freshers' Welcome Expenses	-	-	-	-	-
Magazine	-	-	-	-	-
Travel And Fieldwork	-	8,31,523	20,80,006	29,11,529	23,90,472
Overhead	-	-	24,91,980	24,91,980	28,75,827
Consumables	-	-	1,09,95,058	1,09,95,058	85,55,441
Fellowship And Manpower	-	16,08,710	2,16,24,778	2,32,33,488	2,44,80,505
Contingency	-	-	43,70,501	43,70,501	42,70,755
Laboratory Expenses	-	11,31,754	-	11,31,754	8,83,243
Career & Counselling Expenses	-	29,425	-	29,425	-
Debate Expenses	2,514	-	-	2,514	51,018
Co-curricular Activities	-	-	-	-	-
Seminar/Workshop	-	14,98,986	2,68,910	17,67,896	1,12,34,059
Paper Publication	-	1,40,584	-	1,40,584	-
Admission Expenses	-	9,270	-	9,270	9,027
Admission Expenses - Ph D	-	-	-	-	-
Stipend, Scholarship And Prizes	-	-	2,85,715	2,85,715	3,97,283
Scholarship-Merit-cum-Means	-	1,18,250	4,67,957	5,86,207	7,08,294
Student Project	-	-	-	-	-
Subscription and Registration Fees	-	-	-	-	1,000
Fuel Expenses-Laboratory	-	3,465	-	3,465	8,167
Project Expenses-Dutch	-	-	-	-	-
Quiz Contest Expenses-IOCL	-	-	-	-	-
Games & Sports	17,476	1,46,916	-	1,64,392	1,39,600
Cultural & Ceremonial Expenses	4,25,000	-	2,867	4,27,867	2,48,326
Confidential Expenses	2,88,415	-	-	2,88,415	42,47,234
Examination Expenses	-	4,90,703	-	4,90,703	3,54,914
Periodicals	-	-	-	-	-
Convocation Expenses	-	5,68,382	-	5,68,382	12,12,774
Inter University Academic Exchange Programme	-	82,958	-	82,958	10,22,454
Seminar & Workshop-NKM Endowment Lecture	-	-	48,898	48,898	95,094
Consultancy Fees	-	-	-	-	-
TOTAL	7,33,405	66,60,926	4,26,36,670	5,00,31,001	6,31,85,487


 Accounts Officer
 Presidency University
 Kolkata


 Finance Officer
 Presidency University
 Kolkata



PRESIDENCY UNIVERSITY
86/1 COLLEGE STREET, KOLKATA 700 073

PROJECT FUND

BALANCE SHEET AS AT 31st MARCH 2019

SOURCES OF FUNDS (LIABILITIES)	SCHEDULE	2018-19		2017-18	
PROJECT FUND (RESTRICTED FUND)	1		7,03,11,674		5,33,83,355
DEFERRED GRANT (RESTRICTED FUND)	2		7,47,69,618		9,37,82,791
CURRENT LIABILITIES AND PROVISIONS	3		40,81,090		28,15,443
TOTAL			14,91,62,382		14,99,81,589
APPLICATION OF FUNDS (ASSETS)					
FIXED ASSETS	4				
Tangible Assets		7,29,07,310		9,21,25,540	
Intangible Assets		18,62,308	7,47,69,618	16,57,251	9,37,82,791
CAPITAL ADVANCE	5		-		15,36,215
CURRENT ASSETS	6		7,23,21,306		5,15,50,179
LOANS, ADVANCES & DEPOSITS	7		20,71,458		31,12,404
TOTAL			14,91,62,382		14,99,81,589

INCOME AND EXPENDITURE ACCOUNT FOR THE YEAR ENDED 31ST MARCH 2019

	SCHEDULE	AMOUNT	
		2018-19	2017-18
INCOME			
Transfer From Project Fund To The Extent Of Revenue Expenditure		4,15,72,793	3,95,31,250
Academic Receipts	8	14,237	1,08,559
Other Income	9	26,76,524	20,64,536
Income from Investment	10	-	2,37,289
Transfer From Deferred Grant To Meet Depreciation		1,96,35,297	2,39,06,109
TOTAL (A)		6,38,98,851	6,58,47,743
EXPENDITURE			
Academic Expenses	11	4,15,62,323	3,95,22,767
Administrative and General Expenses	12	10,470	8,483
Depreciation	4	1,96,35,297	2,39,06,109
TOTAL (B)		6,12,08,090	6,34,37,359
BALANCE BEING EXCESS OF INCOME OVER EXPENDITURE (A-B)		26,90,761	24,10,384
SURPLUS CARRIED FORWARD TO PROJECT FUND		26,90,761	24,10,384



Dalje
Accountant
Presidency University

Shankar
Finance Officer
Presidency University

PRESIDENCY UNIVERSITY
86/1 COLLEGE STREET, KOLKATA 700 073

SCHEDULE 6: FIXED ASSETS

DESCRIPTION	RATE OF DEPRECIATION	GROSS BLOCK				DEPRECIATION				NET BLOCK	
		VALUE AS AT 31.03.2018	ADDITIONS DURING THE YEAR	DEDUCTIONS DURING THE YEAR	VALUE AS AT 31.03.2019	ACCUMULATED AMOUNT UPTO 31.03.2018	FOR THE YEAR	ON DEDUCTIONS DURING THE YEAR	TOTAL UPTO 31.03.2019	AS AT 31.03.2019	AS AT 31.03.2018
A. TANGIBLE ASSETS											
Audio-Visual Equipment	20%	1,41,14,945	10,79,291	16,150	1,51,78,086	55,01,820	19,19,666	4,522	74,16,964	77,61,122	86,13,125
Buildings	2%	96,100	15,00,000	-	15,96,100	10,457	16,713	-	27,170	15,68,930	85,643
Campus Infrastructure	10%	10,17,723	-	-	10,17,723	1,60,930	85,679	-	2,46,609	7,71,114	8,56,793
Computer Hardware	25%	5,52,58,557	61,20,549	20,77,469	5,93,01,637	2,97,87,936	79,06,529	11,07,819	3,65,86,646	2,27,14,991	2,54,70,621
Computer Hardware- Food Court	25%	51,236	-	-	51,236	37,051	3,546	-	40,597	10,639	14,185
Data Centre	2%	8,86,224	-	-	8,86,224	76,972	16,185	-	93,157	7,93,067	8,09,252
Electrical Installation-E-Class Room	14.33%	1,66,840	-	-	1,66,840	89,848	11,033	-	1,00,881	65,959	76,992
Electrical Installation- Food Court	14.33%	2,05,713	-	-	2,05,713	1,02,843	14,741	-	1,17,584	88,129	1,02,870
Equipment -Food Court	20%	5,48,291	-	-	5,48,291	3,46,169	40,424	-	3,86,593	1,61,698	2,02,122
Electrical Appliances	14.33%	8,33,849	-	-	8,33,849	2,95,057	77,209	-	3,72,266	4,61,583	5,38,792
Electrical Installation	14.33%	11,86,97,640	-	-	11,86,97,640	2,37,42,258	1,36,07,106	-	3,73,49,364	8,13,48,276	9,49,55,382
Elevator	20%	57,71,576	-	-	57,71,576	15,62,193	8,41,877	-	24,04,070	33,67,506	42,09,383
Furniture, Fixtures And Fittings	14.33%	4,67,42,356	14,10,290	-	4,81,52,646	1,44,86,378	47,26,517	-	1,92,12,895	2,89,39,751	3,22,55,979
Furniture & Fixtures- Food Court	14.33%	3,32,124	-	-	3,32,124	1,66,041	23,800	-	1,89,841	1,42,283	1,66,083
Fire Safety System	20%	76,02,791	-	-	76,02,791	55,17,436	4,17,071	-	59,34,507	16,68,284	20,85,355
IT Network	25%	4,47,55,617	3,62,534	-	4,51,18,151	2,40,86,939	52,57,803	-	2,93,44,742	1,57,73,409	2,06,68,678
IT Equipments	25%	1,03,89,102	14,01,133	1,14,988	1,16,75,247	63,16,765	12,15,814	65,281	74,67,298	42,07,949	40,72,337
IT Equipment-B-Classroom	25%	9,09,451	-	-	9,09,451	6,57,665	62,947	-	7,20,612	1,88,839	2,51,786
Leasehold Land	-	10,00,00,000	-	-	10,00,00,000	-	-	-	-	10,00,00,000	10,00,00,000
Laboratory/Science Equipment	20%	21,74,98,568	4,46,77,027	1,97,97,004	24,23,78,591	10,51,56,258	3,58,25,933	1,02,24,447	13,07,57,744	11,16,20,847	11,23,42,310
Library Books & Digital Materials	33.33%	7,35,59,861	21,12,317	1,47,555	7,55,24,623	4,62,93,785	95,70,445	71,221	5,57,93,009	1,97,31,614	2,72,66,076
Office Equipment	20%	34,80,163	2,74,982	-	37,55,145	16,50,954	20,71,447	-	16,83,698	18,29,209	20,995
Plant & Machinery	20%	23,72,590	34,500	-	24,07,090	11,52,931	2,47,382	-	14,00,313	10,06,777	12,19,659
Renovation of Buildings	2%	41,22,79,018	2,61,40,979	-	43,84,19,997	83,49,585	84,03,238	-	1,67,52,823	42,16,67,174	40,39,29,433
Renovation of Buildings- Bankim Hall	2%	14,29,999	-	-	14,29,999	56,628	27,467	-	84,095	13,45,904	13,73,371
Renovation of Buildings- Hindu Hostel	2%	16,10,834	2,28,06,391	-	2,44,17,225	1,09,608	2,58,089	-	3,67,697	2,40,49,528	15,01,226
Renovation of Building-Food Court	2%	11,07,244	-	-	11,07,244	96,169	20,222	-	1,16,391	9,90,853	10,11,075
Softs Furniture	14.33%	5,30,580	92,946	-	6,23,526	94,770	74,096	-	1,68,866	4,54,660	4,35,810
Sports Equipment	20%	4,02,903	-	-	4,02,903	2,29,202	34,740	-	2,63,942	1,38,961	1,73,701
Utensils -Food Court	25%	1,40,752	-	-	1,40,752	1,01,784	9,742	-	1,11,526	38,568	38,568
Utensils	25%	1,44,805	-	-	1,44,805	69,885	18,730	-	88,615	56,190	74,920
TOTAL (A)		1,12,29,37,452	10,80,12,939	2,21,53,166	1,20,87,97,225	27,63,06,317	9,11,55,237	1,14,73,290	35,59,88,264	85,28,08,961	84,66,31,135
B. INTANGIBLE ASSETS											
Computer Software	25%	1,36,88,364	16,43,037	44,567	1,52,86,834	78,99,042	17,36,294	10,651	96,24,685	56,62,148	57,89,321
TOTAL (B)		1,36,88,364	16,43,037	44,567	1,52,86,834	78,99,042	17,36,294	10,651	96,24,685	56,62,148	57,89,321
TOTAL		1,13,66,25,816	10,96,55,976	2,21,97,733	1,22,40,84,059	28,42,05,359	9,28,91,531	1,14,83,941	36,56,12,949	85,84,71,109	85,24,20,456

8

Accounts Officer
Presidency University
Kolkata

Finance Officer
Presidency University
Kolkata



PRESIDENCY UNIVERSITY
86/1 COLLEGE STREET, KOLKATA 700 073

PROJECT FUND
SCHEDULE 4 - FIXED ASSETS

DESCRIPTION	RATE OF DEPRECIATION	GROSS BLOCK				DEPRECIATION				NET BLOCK	
		VALUE AS AT 31.03.2018	ADDITIONS DURING THE YEAR	DEDUCTIONS DURING THE YEAR	VALUE AS AT 31.03.2019	ACCUMULATED AMOUNT UPTO 31.03.2018	FOR THE YEAR	ON DEDUCTION S DURING THE YEAR	TOTAL UPTO 31.03.2019	AS AT 31.03.2019	AS AT 31.03.2018
TANGIBLE ASSETS											
Audio- Visual Equipment	20%	86,000	1,21,800	16,150	1,91,650	44,539	20,472	4,522	60,489	1,31,161	41,461
Building	2%	-	15,00,000	-	15,00,000	-	15,000	-	15,000	14,85,000	-
Computer Hardware	25%	79,23,554	5,47,188	18,83,784	65,86,958	37,28,546	11,17,151	9,54,494	38,91,203	26,95,755	41,95,008
Equipment	20%	99,869	-	-	99,869	19,974	15,979	-	35,953	63,916	79,895
Furniture, Fixtures And Fittings	14.33%	10,92,374	-	-	10,92,374	4,64,838	89,326	-	5,54,764	5,37,610	6,27,537
IT Equipment	25%	11,30,086	9,44,119	66,088	20,08,117	8,05,442	2,02,318	26,556	9,81,204	10,26,913	3,24,644
Library Books & Digital Materials	33.33%	19,42,272	3,47,835	90,510	21,99,597	12,33,293	3,10,563	31,198	15,12,658	6,86,939	7,08,977
Laboratory/Science Equipment	20%	14,89,87,952	67,66,554	1,95,91,004	13,61,63,502	6,87,59,016	1,71,47,401	1,02,24,447	7,56,81,970	6,04,81,352	8,02,28,935
Office Equipment	20%	41,499	-	-	41,499	29,201	2,460	-	31,661	9,838	12,298
Renovation of Building	2%	61,68,487	-	-	61,68,487	2,61,705	1,18,136	-	3,79,841	57,88,646	59,06,782
TOTAL(A)		16,74,72,093	1,02,27,496	2,16,47,536	15,60,52,053	7,53,46,554	1,90,39,406	1,12,41,217	8,31,44,743	7,29,07,310	9,21,25,548
INTANGIBLE ASSETS											
Computer Software	25%	38,29,511	8,34,863	44,567	46,19,807	21,72,259	5,95,891	10,651	27,57,499	18,62,308	16,57,251
TOTAL(B)		38,29,511	8,34,863	44,567	46,19,807	21,72,259	5,95,891	10,651	27,57,499	18,62,308	16,57,251
TOTAL		17,13,01,604	3,10,62,350	2,16,92,103	16,06,71,860	7,75,18,813	1,96,35,297	1,12,51,868	8,59,02,242	7,47,69,618	9,37,82,799

Note: Amount under "Deductions during the Period" sub claim of Gross Block includes Rs 16,150/- for Audio Visual Equipment, Rs. 18,83,784/- for Computer Hardware, Rs. 1,95,88,034/- for Lab/Science Equipment, Rs. 90,510/- for Library Books & Digital Materials, Rs. 66,088/- for IT Equipment and Rs. 44,567/- for Computer Software which were transferred to Self Generated Fund I for closure of certain projects and the figures under "Deductions during the Period" sub claim of Depreciation includes the accumulated depreciation of Rs. 1,12,51,868/- upto 31.03.19 in respect of the said Assets.



S. N. Sen
Accounts Officer
Presidency University
Kolkata

P. Chakraborty
Finance Officer
Presidency University
Kolkata

PRESIDENCY UNIVERSITY
86/1 COLLEGE STREET, KOLKATA 700 073


INCOME AND EXPENDITURE ACCOUNT FOR THE YEAR ENDED 31ST MARCH 2020

	SCHEDULE	2019-20				2018-19
		UNRESTRICTED FUND		RESTRICTED FUND	TOTAL	TOTAL
		DESIGNATED FUND	GENERAL FUND			
INCOME						
Academic Receipts	12	-	1,28,30,794	2,09,661	1,30,40,455	1,22,89,557
Grants And Donations	13	-	40,85,982	-	40,85,982	24,91,980
Income From Investments	14	30,520	56,31,713	92,40,569	1,49,02,802	1,51,74,413
Other Incomes	15	35,806	26,31,634	55,97,021	82,64,461	70,23,363
Transfer From Respective Funds To Meet Related Expenditure	16	5,80,337	36,41,00,912	5,44,52,336	41,91,33,585	36,54,02,741
Transfer From Capital Assets Fund/ Deferred Grant To Meet Depreciation		-	1,36,09,449	7,74,16,508	9,10,25,957	8,16,39,663
TOTAL (A)		6,46,663	40,28,90,484	14,69,16,095	55,04,53,241	48,40,21,717
EXPENDITURE						
Staff Payments And Benefits	17	-	29,46,89,951	30,57,512	29,77,47,463	23,32,61,457
Academic Expenses	18	5,79,085	62,68,227	5,03,10,184	5,71,57,496	5,00,31,001
Administrative And General Expenses	19	1,252	6,04,86,436	12,40,599	6,17,28,287	7,56,48,613
Transportation Expenses	20	-	38,08,472	-	38,08,472	59,08,217
Repairs And Maintenance	21	-	33,68,266	17,700	33,85,966	71,37,946
Depreciation	6	-	1,36,09,449	7,74,16,508	9,10,25,957	8,16,39,663
TOTAL (B)		5,80,337	38,22,30,801	13,20,42,503	51,48,53,640	45,36,26,897
BALANCE BEING EXCESS OF INCOME OVER EXPENDITURE (A-B)		66,326	2,06,59,683	1,48,73,592	3,55,99,601	3,03,94,820
SURPLUS CARRIED TO RESPECTIVE FUNDS						
NOTES TO ACCOUNTS	22					


Date:

Place: Kolkata


For Presidency University


Anirban Saha
Accounts Officer

Accounts Officer
Presidency University
Kolkata


Prithal Chakraborty
Finance Officer

Finance Officer
Presidency University
Kolkata



Prof. Anuradha Lohia
Vice Chancellor

Vice Chancellor
Presidency University Kolkata

In terms of our report of even date

For SEN & CO

Chartered Accountants



UDIN: 21051930AAAABP7175

PRESIDENCY UNIVERSITY
86/1 COLLEGE STREET, KOLKATA 700 073

SCHEDULE 17: STAFF PAYMENTS & BENEFITS

PARTICULARS	2019-20				2018-19
	UNRESTRICTED FUND		RESTRICTED	TOTAL	TOTAL
	DESIGNATED	GENERAL			
Salaries And Wages	-	27,83,65,919	30,57,512	28,14,23,431	21,76,10,731
Bonus	-	4,41,000	-	4,41,000	4,28,000
Gratuity	-	29,72,970	-	29,72,970	2,69,280
Leave Salary	-	6,09,209	-	6,09,209	2,27,400
Pension	-	24,92,117	-	24,92,117	19,67,247
Commutd Pension	-	10,32,444	-	10,32,444	-
Honorarium To Guest Teachers	-	20,79,000	-	20,79,000	34,83,000
Staff Welfare Expenses	-	24,61,788	-	24,61,788	12,96,370
Relocation Expenses	-	-	-	-	-
Staff Development Expenses- Faculty	-	-	-	-	-
Staff Benefit Under FRPDF	-	42.35.504	-	42.35.504	79.79.429
TOTAL	-	29,46,89,951	30,57,512	29,77,47,463	23,32,61,457

SCHEDULE 18: ACADEMIC EXPENSES

PARTICULARS	2019-20			2018-19	
	UNRESTRICTED FUND		RESTRICTED FUND	TOTAL	TOTAL
	DESIGNATED	GENERAL			
Freshers' Welcome Expenses	-	-	-	-	-
Travel And Fieldwork	-	8,96,497	21,12,998	30,09,495	29,11,529
Overhead	-	-	40,85,982	40,85,982	24,91,980
Consumables	-	-	1,22,93,049	1,22,93,049	1,09,95,058
IT Consumables	-	-	2,100	2,100	-
Fellowship And Manpower	-	9,75,067	2,63,88,153	2,73,63,220	2,32,33,488
Contingency	-	-	35,67,437	35,67,437	43,70,501
Laboratory Expenses	-	10,16,476	-	10,16,476	11,31,754
Career & Counselling Expenses	-	57,350	-	57,350	29,425
Debate Expenses	-	-	-	-	2,514
Seminar/Workshop	-	13,27,201	10,15,579	23,42,780	17,67,896
Paper Publication	-	-	-	-	1,40,584
Admission Expenses	-	33,948	-	33,948	9,270
Admission Expenses - Ph D	-	-	-	-	-
Stipend, Scholarship And Prizes	-	-	2,27,567	2,27,567	2,85,715
Scholarship Merit-cum-Means	-	1,29,000	5,21,750	6,50,750	5,86,207
Fuel Expenses-Laboratory	-	29,010	-	29,010	3,465
Extra Curricular Activities	-	2,78,450	-	2,78,450	-
PhD Thesis Evaluation	-	64,000	-	64,000	-
Outreach Programme	-	45,508	-	45,508	-
Games & Sports	-	44,112	-	44,112	1,64,335
Cultural & Ceremonial Expenses	16,930	-	-	16,930	4,27,860
Confidential Expenses	5,62,155	-	-	5,62,155	2,88,415
Examination Expenses	-	5,85,152	-	5,85,152	4,90,703
Medals & Prizes	-	3,18,560	-	3,18,560	-
Convocation Expenses	-	-	-	-	5,68,382
Inter University Academic Exchange Programme	-	4,67,896	-	4,67,896	82,958
Seminar & Workshop-NEM Endowment Lecture	-	-	95,569	95,569	48,898
TOTAL	5,79,085	62,68,227	5,03,10,184	5,71,57,496	5,00,31,001



[Signature]
Accounts Officer
Presidency University
Kolkata

[Signature]
Finance Officer
Presidency University
Kolkata

PRESIDENCY UNIVERSITY
86/1 COLLEGE STREET, KOLKATA 700 073


PROJECT FUND

BALANCE SHEET AS AT 31st MARCH 2020

SOURCES OF FUNDS (LIABILITIES)	SCHEDULE	2019-20		2018-19	
PROJECT FUND (RESTRICTED FUND)	1		8,74,88,202		7,03,11,674
DEFERRED GRANT (RESTRICTED FUND)	2		7,14,61,803		7,47,69,618
CURRENT LIABILITIES AND PROVISIONS	3		1,40,03,855		40,81,090
TOTAL			17,29,53,860		14,91,62,382
APPLICATION OF FUNDS (ASSETS)					
FIXED ASSETS	4			7,29,07,310	
Tangible Assets		7,01,20,357		18,62,308	7,47,69,618
Intangible Assets		13,41,446	7,14,61,803		-
CAPITAL ADVANCE	5		1,26,33,508		7,23,21,306
CURRENT ASSETS	6		8,76,47,336		20,71,458
LOANS, ADVANCES & DEPOSITS	7		12,11,213		
TOTAL			17,29,53,860		14,91,62,382

INCOME AND EXPENDITURE ACCOUNT FOR THE YEAR ENDED 31ST MARCH 2020

	SCHEDULE	AMOUNT	
		2019-20	2018-19
INCOME			
Transfer From Project Fund To The Extent Of Revenue Expenditure	8	4,96,75,726	4,15,72,793
Academic Receipts	9	2,09,661	14,237
Other Income	10	26,38,186	26,76,524
Income from Investment		3,151	-
Transfer From Deferred Grant To Meet Depreciation		1,61,69,359	1,96,35,297
TOTAL (A)		6,86,96,083	6,38,98,851
EXPENDITURE			
Academic Expenses	11	4,84,47,619	4,15,62,323
Administrative and General Expenses	12	12,28,107	10,470
Depreciation	4	1,61,69,359	1,96,35,297
TOTAL (B)		6,58,45,085	6,12,08,090
BALANCE BEING EXCESS OF INCOME OVER EXPENDITURE (A-B)		28,50,998	26,90,761
SURPLUS CARRIED FORWARD TO PROJECT FUND		28,50,998	26,90,761



[Signature]
Accounts Officer
Presidency University
Kolkata

[Signature]
Finance Officer
Presidency University
Kolkata

PRESIDENCY UNIVERSITY
86/1 COLLEGE STREET, KOLKATA 700 073

SCHEDULE 6: FIXED ASSETS

DESCRIPTION	RATE OF DEPRECIATION	GROSS BLOCK				DEPRECIATION				NET BLOCK	
		VALUE AS AT 31.03.2019	ADDITIONS DURING THE YEAR	DEDUCTIONS DURING THE YEAR	VALUE AS AT 31.03.2020	ACCUMULATED AMOUNT UPTO 31.03.2019	FOR THE YEAR	ON DEDUCTIONS DURING THE YEAR	TOTAL UPTO 31.03.2020	AS AT 31.03.2020	AS AT 31.03.2019
A. TANGIBLE ASSETS											
Audio-Visual Equipment											
Buildings	20%	1,51,78,086	3,00,351	24,990	1,54,53,447	74,16,964	16,20,772	13,475	90,24,261	64,29,186	77,61,122
Campus Infrastructure	2%	15,96,100	-	-	15,96,100	27,170	31,378	-	58,548	15,37,552	15,58,930
Computer Hardware	10%	10,17,723	-	-	10,17,723	2,46,609	77,111	-	3,23,720	6,94,003	7,71,114
Computer Hardware- Food Court	25%	5,93,01,637	22,72,217	14,14,028	6,01,59,826	3,65,86,646	65,71,651	7,07,190	4,24,51,107	1,77,08,719	2,27,14,691
Data Centre	25%	51,236	-	-	51,236	40,597	2,660	-	43,257	9,979	10,639
Electrical Installation-E-Class Room	14.33%	8,86,224	-	-	8,86,224	93,157	15,861	-	1,09,018	7,77,206	7,93,067
Electrical Installation- Food Court	14.33%	1,66,840	-	-	1,66,840	1,00,881	9,452	-	1,10,333	56,507	65,959
Equipment -Food Court	20%	2,05,713	-	-	2,05,713	1,17,584	12,629	-	1,30,213	73,500	88,129
Electrical Appliances	14.33%	5,48,291	-	1,987	5,46,304	3,86,593	32,340	1,401	4,17,532	1,28,772	1,61,598
Electrical Installation	14.33%	8,33,849	12,700	-	8,46,549	3,72,266	67,965	-	4,40,231	4,06,318	4,61,583
Elevator	20%	11,86,97,640	45,44,689	-	12,32,42,329	3,73,49,364	1,23,08,462	-	4,96,57,826	7,35,84,503	8,13,48,276
Furniture, Fixtures And Fittings	14.33%	57,71,576	-	-	57,71,576	24,04,070	6,73,501	-	30,77,571	26,96,005	33,67,506
Furniture & Fixtures- Food Court	14.33%	4,81,52,646	4,99,67,701	-	9,81,20,347	1,92,12,895	1,09,19,754	-	3,01,32,649	6,79,87,698	2,89,39,752
Fire Safety System	20%	3,32,124	-	-	3,32,124	1,89,841	20,389	-	2,10,230	1,21,894	1,42,283
IT Network	25%	76,02,791	-	-	76,02,791	59,34,507	3,33,657	-	62,68,164	13,34,627	16,68,284
IT Equipments	25%	4,51,18,151	1,04,74,211	-	5,55,92,362	2,93,44,742	52,52,629	-	3,45,97,371	2,09,94,991	1,57,73,409
IT Equipment-E-Classroom	25%	1,16,75,247	6,60,377	1,99,736	1,21,35,888	74,67,298	12,11,586	1,18,909	85,59,975	35,75,913	42,07,349
Leasehold Land		9,09,451	-	-	9,09,451	7,20,612	47,210	-	7,67,822	1,41,529	1,88,309
Laboratory/Science Equipment	20%	10,00,00,000	-	-	10,00,00,000	-	-	-	-	10,00,00,000	10,00,00,000
Library Books & Digital Materials	33.33%	24,23,78,590	4,91,71,985	18,64,817	28,96,85,758	13,07,57,744	2,96,49,256	9,40,675	15,94,66,325	13,02,15,433	11,16,20,847
Office Equipment	20%	7,55,24,623	1,94,51,657	41,481	9,49,34,799	5,57,93,009	1,28,10,951	25,261	6,85,78,699	2,63,56,100	1,97,31,614
Plant & Machinery	20%	37,55,145	3,099	3,099	37,55,145	20,71,447	3,38,411	1,671	24,08,187	13,46,958	15,83,698
Renovation of Buildings	2%	24,07,090	48,300	-	24,55,390	14,00,313	2,08,615	-	16,08,928	8,46,462	10,36,777
Renovation of Buildings- Bankin Hotel	2%	43,84,19,997	7,95,650	-	43,92,15,647	1,67,52,823	84,46,404	-	2,51,99,227	41,40,16,420	42,16,67,104
Renovation of Buildings- Hindu Hostel	2%	14,29,999	-	-	14,29,999	84,095	26,918	-	1,11,013	13,18,986	13,45,904
Renovation of Building-Food Court	2%	2,44,17,225	34,91,606	-	2,79,08,831	3,67,697	5,15,907	-	8,83,604	2,70,25,227	2,40,49,528
Renovation of Laboratory	2%	11,07,244	-	18,035	10,89,209	1,16,391	19,817	1,895	1,34,313	9,54,896	9,90,853
Softs Furniture	14.33%	-	12,32,400	-	12,32,400	-	24,648	-	24,648	12,07,752	12,07,752
Sports Equipment	20%	6,23,526	-	-	6,23,526	1,68,866	65,152	-	2,34,018	3,89,508	4,54,660
Utensils -Food Court	25%	4,02,903	-	-	4,02,903	2,63,942	27,792	-	2,91,734	1,11,169	1,38,961
Utensils	25%	1,40,752	-	-	1,40,752	1,11,526	7,307	-	1,18,833	21,919	29,226
Utensils	25%	1,44,805	95,417	-	2,40,222	88,615	27,822	-	1,16,437	1,23,785	56,190
TOTAL (A)		1,20,87,97,224	14,25,22,360	35,68,173	1,34,77,51,411	35,59,88,264	9,13,78,007	18,10,477	44,55,55,794	90,21,95,617	85,28,08,961
B. INTANGIBLE ASSETS											
Computer Software	25%	1,52,86,834	2,33,080	2,08,811	1,53,11,103	96,24,685	15,63,607	1,43,442	1,10,44,850	42,66,253	56,62,148
TOTAL (B)		1,52,86,834	2,33,080	2,08,811	1,53,11,103	96,24,685	15,63,607	1,43,442	1,10,44,850	42,66,253	56,62,148
TOTAL		1,22,40,84,058	14,27,55,440	37,76,984	1,36,30,62,514	36,56,12,949	9,29,41,614	19,53,919	45,66,00,644	90,64,61,870	85,84,71,109

Accounts Officer
Presidency University
Kolkata

Finance Officer
Presidency University




PRESIDENCY UNIVERSITY
86/1 COLLEGE STREET, KOLKATA 700 073

PROJECT FUND

SCHEDULE 4 - FIXED ASSETS

DESCRIPTION	RATE OF DEPRECIATION	GROSS BLOCK				DEPRECIATION			NET BLOCK		
		VALUE AS AT 31.03.2019	ADDITIONS DURING THE YEAR	DEDUCTIONS DURING THE YEAR	VALUE AS AT 31.03.2020	ACCUMULATED AMOUNT UPTO 31.03.2019	FOR THE YEAR	ON DEDUCTIONS DURING THE YEAR	TOTAL UPTO 31.03.2020	AS AT 31.03.2020	AS AT 31.03.2019
TANGIBLE ASSETS											
Audio- Visual Equipment	20%	1,91,650	-	24,990	1,66,660	60,489	26,232	13,475	73,246	93,414	1,31,161
Building	2%	15,00,000	-	-	15,00,000	15,000	29,700	-	44,700	14,55,300	14,85,000
Computer Hardware	25%	65,86,958	6,29,991	14,09,972	58,06,977	38,91,203	8,05,091	7,03,686	39,92,608	18,14,369	26,95,755
Equipment	20%	99,869	-	-	99,869	35,953	12,783	-	48,736	51,133	63,916
Furniture, Fixtures And Fittings	14.33%	10,92,374	-	-	10,92,374	5,54,764	77,040	-	6,31,804	4,60,270	5,37,610
IT Equipment	25%	20,08,117	4,91,938	1,61,289	23,38,766	9,81,204	3,27,091	87,447	12,20,848	11,17,918	10,26,913
Library Books & Digital Materials	33.33%	21,99,597	3,92,179	41,481	25,50,295	15,12,658	3,57,842	25,261	18,45,239	7,05,056	6,86,939
Laboratory/Science Equipment	20%	13,61,632	1,28,11,191	15,41,295	14,74,33,398	7,56,81,970	1,39,48,821	9,40,675	8,86,90,116	5,87,43,282	6,04,81,532
Office Equipment	20%	41,499	-	3,099	38,400	31,661	1,968	1,671	31,958	6,442	9,838
Renovation of Building	2%	61,68,487	-	-	61,68,487	3,79,841	1,15,773	-	4,95,614	56,72,873	57,88,646
TOTAL(A)		15,60,52,053	1,43,25,299	31,82,126	16,71,95,226	8,31,44,743	1,57,02,341	17,72,215	9,70,74,869	7,01,20,357	7,29,07,310
INTANGIBLE ASSETS											
Computer Software	25%	46,19,807	11,525	2,08,811	44,22,521	27,57,499	4,67,018	1,43,442	30,81,075	13,41,446	18,62,308
TOTAL(B)		46,19,807	11,525	2,08,811	44,22,521	27,57,499	4,67,018	1,43,442	30,81,075	13,41,446	18,62,308
TOTAL		16,06,71,860	1,43,36,824	33,90,937	17,16,17,747	8,59,02,242	1,61,69,359	19,15,657	10,01,55,944	7,14,61,803	7,47,69,618

Note: Amount under "Deductions during the Period" sub column of Gross Block includes Rs 24,990/- for Audio Visual Equipment, Rs. 14,09,972/- for Computer Hardware, Rs. 15,41,295/- for Lab/Science Equipment, Rs. 41,481/- for Library Books & Digital Materials, Rs. 1,61,289/- for IT Equipment, Rs. 3,099/- for Office Equipment and Rs. 2,08,811/- for Computer Software which were transferred to Self Generated Fund I for closure of certain projects and the figures under "Deductions during the Period" sub column of Depreciation includes the accumulated depreciation of Rs.19,15,657/- upto 31.03.20 in respect of the said Assets.


Accounts Officer
Presidency University
Kolkata


Finance Officer
Presidency University
Kolkata



PRESIDENCY UNIVERSITY

86/1 COLLEGE STREET, KOLKATA 700 073

INCOME AND EXPENDITURE ACCOUNT FOR THE YEAR ENDED 31st MARCH 2021

	SCHEDULE	2020-21				2019-20
		UNRESTRICTED FUND		RESTRICTED FUND	TOTAL	TOTAL
		DESIGNATED FUND	GENERAL FUND			
INCOME						
Academic Receipts	12	-	78,37,425	-	78,37,425	1,30,40,455
Grants And Donations	13	-	41,05,407	-	41,05,407	40,85,982
Income From Investments	14	28,521	48,65,663	86,85,839	1,35,80,023	1,49,02,802
Other Incomes	15	50,684	6,18,853	45,81,127	52,50,664	82,64,461
Transfer From Respective Funds To Meet Related Expenditure	16	1,76,512	40,05,30,220	4,39,33,358	44,46,40,090	41,91,33,585
Transfer From Capital Assets Fund/ Deferred Grant To Meet Depreciation		-	1,13,52,806	7,11,50,689	8,25,03,495	9,10,25,957
TOTAL (A)		2,55,717	42,93,10,374	12,83,51,013	55,79,17,104	55,04,53,241
EXPENDITURE						
Staff Payments And Benefits	17	-	33,32,15,395	19,74,194	33,51,89,589	29,77,37,463
Academic Expenses	18	1,71,484	15,14,329	4,11,16,691	4,28,02,504	5,71,57,496
Administrative And General Expenses	19	5,028	6,08,13,038	8,63,402	6,16,81,468	6,17,28,287
Transportation Expenses	20	-	68,36,879	-	68,36,879	38,08,472
Repairs And Maintenance	21	-	17,47,543	-	17,47,543	33,85,966
Depreciation	6	-	1,13,52,806	7,11,50,689	8,25,03,495	9,10,25,957
TOTAL (B)		1,76,512	41,54,79,990	11,51,04,976	53,07,61,478	51,48,53,640
BALANCE BEING EXCESS OF INCOME OVER EXPENDITURE (A-B)		79,205	1,38,30,384	1,32,46,037	2,71,55,626	3,55,99,601
SURPLUS CARRIED TO RESPECTIVE FUNDS						
NOTES TO ACCOUNTS	22					

Date: 10th February 2022

Place: Kolkata


For Presidency University


Anilban Saha

Accounts Officer

Accounts Officer

Presidency University
Kolkata


Prithul Chakraborty

Finance Officer

Finance Officer

Presidency University
Kolkata

Prof. Anuradha Lohia

Vice Chancellor

Vice Chancellor

Presidency University, Kolkata

In terms of our report of even date

For SEN & CO

Chartered Accountants

FRN: 322689P

CA D. Lahiri,

Mem No. 051930



PRESIDENCY UNIVERSITY
86/1 COLLEGE STREET, KOLKATA 700 073

SCHEDULE 17: STAFF PAYMENTS & BENEFITS

PARTICULARS	2020-21				2019-20
	UNRESTRICTED FUND		RESTRICTED	TOTAL	TOTAL
	DESIGNATED	GENERAL			
Salaries And Wages	-	32,70,47,872	19,74,194	32,90,22,066	28,14,23,431
Bonus	-	4,32,000	-	4,32,000	4,41,000
Gratuity	-	5,44,000	-	5,44,000	29,72,970
Leave Salary	-	2,77,000	-	2,77,000	6,09,209
Pension	-	29,92,805	-	29,92,805	24,92,117
Arrear Pension	-	41,212	-	41,212	-
Commuted Pension	-	-	-	-	10,32,444
Honorarium To Guest Teachers	-	4,94,000	-	4,94,000	20,79,000
Staff Welfare Expenses	-	13,86,506	-	13,86,506	24,61,788
Relocation Expenses	-	-	-	-	-
Staff Development Expenses- Faculty	-	-	-	-	-
Staff Benefit Under FRPDF	-	-	-	-	-
TOTAL	-	33,32,15,395	19,74,194	33,51,89,589	29,77,47,463

SCHEDULE 18: ACADEMIC EXPENSES

PARTICULARS	2020-21				2019-20
	UNRESTRICTED FUND		RESTRICTED FUND	TOTAL	TOTAL
	DESIGNATED	GENERAL			
Freshers' Welcome Expenses	-	-	-	-	-
Travel And Fieldwork	-	2,03,651	5,39,334	7,42,985	30,09,495
Overhead	-	-	41,05,407	41,05,407	40,85,982
Consumables	-	-	98,88,858	98,88,858	1,22,93,049
Contingency	-	-	-	-	2,100
Fellowship And Manpower	-	-	2,31,49,509	2,31,49,509	2,73,63,220
Laboratory Expenses	-	-	28,28,126	28,28,126	35,67,437
Career & Counselling Expenses	-	4,34,367	-	4,34,367	10,16,476
Debate Expenses	-	1,42,000	-	1,42,000	57,350
Seminar/Workshop	-	14,410	1,200	15,610	23,42,780
Paper Publication	-	-	-	-	-
Admission Expenses	-	-	-	-	33,948
Admission Expenses - Ph D	-	-	-	-	-
Stipend, Scholarship And Prizes	-	-	52,957	52,957	2,27,567
Scholarship-Merit-cum-Means	-	1,22,550	5,51,300	6,73,850	6,50,750
Plant Expenses-Laboratory	-	-	-	-	29,010
Extra Curricular Activities	-	-	-	-	2,78,450
PhD Thesis Evaluation	-	82,994	-	82,994	64,000
Outreach Programme	-	-	-	-	45,508
Games & Sports	-	-	-	-	44,112
Cultural & Ceremonial Expenses	17,634	-	-	17,634	16,930
Confidential Expenses	1,53,850	-	-	1,53,850	5,62,155
Examination Expenses	-	76,389	-	76,389	5,85,152
Medals & Prizes	-	-	-	-	3,18,560
Registration Fees	-	2,529	-	2,529	-
Inter University Academic Exchange Programme	-	4,35,439	-	4,35,439	4,67,896
Seminar & Workshop-NKM Endowment Lecture	-	-	-	-	95,569
TOTAL	1,71,484	15,14,329	4,11,16,691	4,28,02,504	5,71,57,496

[Signature]
Accounts Officer
Presidency University
Kolkata

[Signature]
Finance Officer
Presidency University
Kolkata



PROJECT FUND

BALANCE SHEET AS AT 31st MARCH 2021

SOURCES OF FUNDS (LIABILITIES)	SCHEDULE	2020-21		2019-20	
PROJECT FUND (RESTRICTED FUND)	1		10,41,41,118		8,74,88,202
DEFERRED GRANT (RESTRICTED FUND)	2		6,81,08,929		7,14,61,803
CURRENT LIABILITIES AND PROVISIONS	3		1,06,90,101		1,40,03,855
TOTAL			18,29,40,148		17,29,53,860
APPLICATION OF FUNDS (ASSETS)					
FIXED ASSETS	4				
Tangible Assets					
Intangible Assets		6,69,78,286		7,01,20,357	
CAPITAL ADVANCE		11,30,643	6,81,08,929	13,41,446	7,14,61,803
CURRENT ASSETS	5		1,89,65,081		1,26,33,508
LOANS, ADVANCES & DEPOSITS	6		9,47,48,069		8,76,47,336
TOTAL	7		11,18,069		12,11,213
			18,29,40,148		17,29,53,860

INCOME AND EXPENDITURE ACCOUNT FOR THE YEAR ENDED 31st MARCH 2021

	SCHEDULE	AMOUNT	
		2020-21	2019-20
INCOME			
Transfer From Project Fund To The Extent Of Revenue Expenditure			
Academic Receipts		4,05,17,808	4,96,75,726
Other Income	8	-	2,09,661
Income from Investment	9	24,05,639	26,38,186
Transfer From Deferred Grant To Meet Depreciation	10	-	3,151
TOTAL (A)		1,51,48,032	1,61,69,359
EXPENDITURE			
Academic Expenses			
Administrative and General Expenses	11	4,05,11,234	4,84,47,619
Depreciation	12	6,574	12,28,107
TOTAL (B)	4	1,51,48,032	1,61,69,359
BALANCE BEING EXCESS OF INCOME OVER EXPENDITURE (A-B)		5,56,65,840	6,58,45,085
SURPLUS CARRIED FORWARD TO PROJECT FUND		24,05,639	28,50,998
		24,05,639	28,50,998



S. Sanyal
Accounts Officer
Presidency University

S. Sanyal
Finance Officer
Presidency University
Kolkata

PRESIDENCY UNIVERSITY
86/1 COLLEGE STREET, KOLKATA 700 073

SCHEDULE 6: FIXED ASSETS

DESCRIPTION	RATE OF DEPRECIATION	GROSS BLOCK				DEPRECIATION			NET BLOCK		
		VALUE AS AT 31.03.2020	ADDITIONS DURING THE YEAR	DEDUCTIONS DURING THE YEAR	VALUE AS AT 31.03.2021	ACCUMULATED AMOUNT UPTO 31.03.2020	FOR THE YEAR	ON DEDUCTIONS DURING THE YEAR	TOTAL UPTO 31.03.2021	AS AT 31.03.2021	AS AT 31.03.2020
A. TANGIBLE ASSETS											
Audio-Visual Equipment	20%										
Buildings	2%	1,34,53,447	4,71,751		1,39,25,198	90,24,261	13,33,013		1,03,57,274	55,67,924	64,29,186
Campus Infrastructure	2%	15,96,100			15,96,100	58,548	30,751		89,299	15,06,801	15,37,532
Computer Hardware	10%	10,17,723	44,840		10,62,563	3,23,720	71,642		3,95,362	6,67,201	6,94,003
Computer Hardware- Food Court	25%	6,01,39,826	4,73,470	2,99,234	6,03,34,062	4,24,51,107	45,30,708	1,25,782	4,68,76,033	1,34,58,029	1,77,08,719
Data Centre	2%	51,236			51,236	43,257	1,995		48,252	3,984	7,079
Electrical Installation-E-Class Room	14.33%	8,86,224			8,86,224	1,09,018	15,544		1,24,562	7,61,662	7,77,208
Electrical Installation- Food Court	14.33%	1,66,840			1,66,840	1,10,333	8,097		1,18,430	48,410	50,507
Equipment -Food Court	20%	3,46,304			2,05,713	1,30,213	17,10,819		1,41,032	64,681	75,500
Electrical Appliances	14.33%	8,46,549			8,46,549	4,17,532	25,754		4,43,286	1,03,018	1,28,772
Electrical Installation Elevator	14.33%	12,32,42,329	27,16,230		12,59,58,559	4,96,57,826	1,07,39,277		4,98,457	3,48,062	4,06,518
Furniture, Fixtures And Fittings	14.33%	37,71,576			37,71,576	30,77,571	5,38,801		6,03,97,103	6,55,61,456	7,35,84,503
Furniture & Fixtures- Food Court	14.33%	9,81,20,347	4,81,034		9,86,02,281	3,01,32,649	98,09,979		36,16,372	21,55,204	26,94,005
Fire Safety System	20%	3,32,124			3,32,124	2,10,230	17,467		3,09,42,628	5,86,59,653	6,79,57,008
IT Network	25%	76,02,791	1,40,575		77,43,366	62,68,164	2,80,983		2,27,697	1,04,427	1,21,894
IT Equipments	25%	5,33,92,362	1,18,56,610		6,71,48,972	3,43,97,371	66,93,324		65,49,147	11,94,219	13,34,627
IT Equipment-E-Classroom	25%	1,21,35,888	4,12,334	82,089	1,24,66,133	85,59,975	9,70,672	48,634	4,12,90,695	2,38,58,277	2,09,94,991
Leasehold Land	20%	9,09,451			9,09,451	7,67,832	35,407		94,82,013	29,84,120	33,75,913
Laboratory/Science Equipment	20%	10,00,00,000			10,00,00,000				8,03,229	1,08,222	1,41,829
Library Books & Digital Materials	33.33%	28,96,83,758	3,45,65,487	1,73,57,896	30,68,93,349	15,94,66,325	3,93,50,688	1,15,47,601	10,00,00,000	10,00,00,000	10,00,00,000
Office Equipment	20%	9,49,34,799	12,43,975		9,61,78,774	6,85,78,699	89,91,798		18,72,69,412	11,96,23,937	13,62,19,433
Plant & Machinery	20%	37,55,145			37,55,145	24,08,187	2,69,391		7,75,79,949	1,86,08,277	2,63,76,100
Renovation of Buildings	2%	24,53,390	65,642		25,21,032	16,08,928	1,75,837		26,77,578	10,77,567	13,46,958
Renovation of Buildings- Bankin Hall	2%	43,92,15,647	48,87,036		44,41,02,703	2,51,89,227	83,29,199		17,84,783	7,36,247	8,46,462
Renovation of Buildings- Hindu Hostel	2%	14,29,999			14,29,999	1,11,013	26,380		3,35,28,426	41,03,54,277	41,40,16,470
Renovation of Buildings- Food Court	2%	2,79,08,831	38,70,875		3,17,79,706	8,83,604	5,79,214		1,37,393	12,92,806	13,14,986
Renovation of Laboratory	2%	10,89,209			10,89,209	1,34,313	19,098		14,62,818	3,03,18,588	2,70,25,227
Softs Furniture	14.33%	12,32,400			12,32,400	24,648	24,155		1,33,411	9,35,708	9,54,856
Sports Equipment	20%	6,23,526			6,23,526	2,34,018	55,816		48,831	11,83,997	12,07,752
Utensils -Food Court	25%	4,02,903			4,02,903	2,91,734	22,234		2,89,534	3,33,662	3,89,508
Utensils	25%	1,40,752			1,40,752	1,18,833	5,480		3,13,968	88,935	1,11,169
Utensils	25%	2,40,222			2,40,222	1,16,437	30,947		1,24,311	18,439	21,919
TOTAL (A)		1,34,77,81,411	6,09,36,779	1,77,39,219	1,39,09,43,971	44,55,55,794	9,30,72,716	1,17,22,017	52,69,06,493	86,40,86,478	90,21,93,617
B. INTANGIBLE ASSETS											
Computer Software	25%	1,53,11,103	1,31,702		1,54,62,805	1,10,44,850	10,86,884				
TOTAL (B)		1,53,11,103	1,31,702		1,54,62,805	1,10,44,850	10,86,884		1,21,31,734	33,31,071	42,62,253
TOTAL		1,36,30,62,514	6,10,82,481	1,77,39,219	1,40,64,06,776	45,66,00,644	9,41,59,600	1,17,22,017	53,90,38,227	86,74,67,549	90,64,61,870

Accounts Officer
Presidency University
Kolkata

Finance Officer
Presidency University
Kolkata



PROJECT FUND
SCHEDULE 4 - FIXED ASSETS

DESCRIPTION	RATE OF DEPRECIATION	GROSS BLOCK				DEPRECIATION				NET BLOCK	
		VALUE AS AT 31.03.2020	ADDITIONS DURING THE YEAR	DEDUCTIONS DURING THE YEAR	VALUE AS AT 31.03.2021	ACCUMULATED AMOUNT UPTO 31.03.2020	FOR THE YEAR	ON DEDUCTION \$ DURING THE YEAR	TOTAL UPTO 31.03.2021	AS AT 31.03.2021	AS AT 31.03.2020
TANGIBLE ASSETS											
Audio- Visual Equipment	20%	1,66,660	-	-	1,66,660	73,246	18,683	-	91,929	74,731	93,414
Building	2%	15,00,000	-	-	15,00,000	44,700	29,106	-	73,806	14,26,194	14,55,300
Computer Hardware	25%	58,06,977	1,62,498	2,26,708	57,42,767	39,92,608	4,94,217	75,482	44,11,343	13,31,424	18,14,369
Equipment	20%	99,869	21,200	-	1,21,069	48,736	12,347	-	61,083	59,986	51,133
Furniture, Fixtures And Fittings	14.33%	10,92,374	-	-	10,92,374	6,31,804	65,999	-	6,97,803	3,94,571	4,60,570
IT Equipment	25%	23,38,766	3,45,358	64,977	26,19,147	12,20,848	3,22,649	33,022	15,10,475	11,08,672	11,17,918
Library Books & Digital Materials	33.33%	25,50,295	28,805	-	25,79,100	18,45,239	2,39,796	-	20,85,035	4,94,065	7,05,056
Laboratory/Science Equipment	20%	14,74,33,398	1,70,86,870	1,73,57,896	14,71,62,372	8,86,90,116	1,34,95,784	1,15,47,601	9,06,38,299	5,65,24,073	5,87,43,282
Office Equipment	20%	38,400	-	-	38,400	31,958	1,288	-	33,246	5,154	6,442
Renovation of Building	2%	61,68,487	-	-	61,68,487	4,95,614	1,13,457	-	6,09,071	55,59,416	56,72,873
TOTAL(A)		16,71,95,226	1,76,44,731	1,76,49,581	16,71,90,376	9,70,74,869	1,47,93,326	1,16,56,105	10,02,12,090	-	7,01,20,357
INTANGIBLE ASSETS											
Computer Software	25%	44,22,521	1,43,903	-	45,66,424	30,81,075	3,54,706	-	34,35,781	11,30,643	13,41,446
TOTAL(B)		44,22,521	1,43,903	-	45,66,424	30,81,075	3,54,706	-	34,35,781	11,30,643	13,41,446
TOTAL		17,16,17,747	1,77,88,634	1,76,49,581	17,17,56,800	10,01,55,944	1,51,48,032	1,16,56,105	10,36,47,871	6,81,08,929	7,14,61,803

Note: Amount under "Deductions during the year" sub column of Gross Block includes Rs. 2,26,708/- for Computer Hardware, Rs. 1,73,57,896/- for Lab/Science Equipment, Rs. 64,977/- for IT Equipment which were transferred to Self Generated Fund I for closure of certain projects and the figures under "Deductions during the year" sub column of Depreciation includes the accumulated depreciation of Rs. 1,16,56,105/- upto 31.03.21 in respect of the said Assets.

Accounts Officer
Presidency University
Kolkata

Accounts Officer
Presidency University
Kolkata



PRESIDENCY UNIVERSITY
86/1 COLLEGE STREET, KOLKATA 700 073

INCOME AND EXPENDITURE ACCOUNT FOR THE YEAR ENDED 31st MARCH 2022

	SCHEDULE	2021-22			2020-21	
		UNRESTRICTED FUND		RESTRICTED FUND	TOTAL	
		DESIGNATED FUND	GENERAL FUND			TOTAL
INCOME						
Academic Receipts	12	-	92,25,780	-	92,25,780	78,37,425
Grants And Donations	13	-	19,99,164	-	19,99,164	41,05,407
Income From Investments	14	27,323	52,69,762	77,51,824	1,30,48,909	1,35,80,023
Other Incomes	15	55,335	8,27,272	48,29,802	57,12,409	52,50,664
Transfer From Respective Funds To Meet Related Expenditure	16	15,14,221	42,05,09,430	4,62,42,883	46,82,66,534	44,46,40,090
Transfer From Deferred Grant To Meet Depreciation (2019-20,2020-21)		-	-	19,01,36,403	19,01,36,403	-
Transfer From Capital Assets Fund/ Deferred Grant To Meet Depreciation		-	1,04,43,847	17,58,72,308	18,63,16,155	8,25,03,495
TOTAL (A)		15,96,879	44,82,75,255	42,48,33,220	87,47,05,354	55,79,17,104
EXPENDITURE						
Staff Payments And Benefits	17	-	34,88,78,679	-	34,88,78,679	33,51,89,589
Academic Expenses	18	8,86,903	10,32,344	4,54,90,418	4,74,09,665	4,28,02,504
Administrative And General Expenses	19	6,27,318	6,53,52,572	10,14,949	6,69,94,839	6,16,81,468
Transportation Expenses	20	-	40,78,145	-	40,78,145	68,36,879
Repairs And Maintenance	21	-	23,25,300	-	23,25,300	17,47,543
Depreciation (for 2019-20, 2020-21 in respect of assets of 2nd Campus)		-	-	19,01,36,403	19,01,36,403	-
Depreciation	6	-	1,04,43,847	17,58,72,308	18,63,16,155	8,25,03,495
TOTAL (B)		15,14,221	43,21,10,887	41,25,14,078	84,61,39,186	53,07,61,478
BALANCE BEING EXCESS OF INCOME OVER EXPENDITURE (A-B)		82,658	1,61,64,368	1,23,19,142	2,85,66,168	2,71,55,626
SURPLUS CARRIED TO RESPECTIVE FUNDS						
NOTES TO ACCOUNTS	22					


Date: 22th September, 2022

Place: Kolkata


For Presidency University


Anirban Saha
Accounts Officer


Accounts Officer
Presidency University
Kolkata


Prithul Chakraborty
Finance Officer

Finance Officer
Presidency University
Kolkata


Prof. Anuradha Lohia
Vice Chancellor

Vice Chancellor
Presidency University Kolkata

In terms of our report of even date
For SEN & CO
Chartered Accountants
FRN: 322688E

CA D. Lahiri, Partner
Mem No. 051930

UDIN: 22051930 AZLJTX 7288

PRESIDENCY UNIVERSITY
86/1 COLLEGE STREET, KOLKATA 700 073

SCHEDULE 1: STAFF PAYMENTS & BENEFITS

PARTICULARS	2021-22				2020-21
	UNRESTRICTED FUND		RESTRICTED	TOTAL	TOTAL
	DESIGNATED	GENERAL			
Salaries And Wages		33,82,49,300		33,82,49,300	32,90,22,066
Bonus		4,46,400		4,46,400	4,32,000
Exgratia		10,800		10,800	
Gratuity		17,53,161		17,53,161	5,44,000
Leave Salary		22,40,423		22,40,423	2,77,000
Pension		19,64,777		19,64,777	29,92,805
Armed Pension					41,212
Commutated Pension					
Honorarium To Guest Teachers		9,18,184		9,18,184	
Staff Welfare Expenses		9,38,300		9,38,300	4,94,000
Relocation Expenses		2,97,274		2,97,274	11,86,506
Staff Development Expenses Faculty					
Staff Benefit Under PFESI					
TOTAL		34,08,78,675		34,08,78,675	33,51,89,589

SCHEDULE 1B: ACADEMIC EXPENSES

PARTICULARS	2021-22			2020-21
	UNRESTRICTED FUND		RESTRICTED FUND	TOTAL
	DESIGNATED	GENERAL		
Freight Welcome Expenses				
Travel And Fuel Allow		1,22,700	3,77,774	14,40,104
Overtread			3,91,044	19,89,164
Consumables			1,43,08,274	1,43,08,274
IT Consumables				
Fellowship And Bursaries			2,34,83,889	2,31,49,509
Contingency			30,00,720	38,24,126
Laboratory Expenses		1,70,815		1,70,817
Career & Counselling Expenses		1,04,000		1,04,000
Students Welfare Expenses	4,75,425			4,75,425
Seminar/Workshop		51,240	19,000	50,240
Paper Publication				15,610
Admission Expenses				
Admission Expenses - Ph.D				
Stipend, Scholarship And Prizes			2,40,645	2,40,645
Scholarship-Merit-cum-Means		62,200	6,78,434	6,73,850
Fuel Expenses-Laboratory		7,851		7,851
Extra Curricular Activities				
PhD Thesis Evaluation		65,000		65,000
Outreach Programme				82,994
Games & Sports	14,009	14,720		33,339
Cultural & Ceremonial Expenses	13,560			13,560
Confidential Expenses	3,84,249			3,84,249
Examination Expenses		58,286		58,286
Medals & Prizes				76,189
Registration Fees				
Inter University Academic Exchange Programme				2,329
Research Expenses			1,42,924	1,42,924
TOTAL	8,86,983	10,32,344	4,54,90,418	4,74,09,665

[Signature]
Annual Officer
Presidency University

[Signature]
Finance Officer
Presidency University
Kolkata



PRESIDENCY UNIVERSITY
86/1 COLLEGE STREET, KOLKATA 700 073

PROJECT FUND

BALANCE SHEET AS AT 31st MARCH 2022

SOURCES OF FUNDS (LIABILITIES)	SCHEDULE	2021-22		2020-21	
PROJECT FUND (RESTRICTED FUND)	1		9,55,68,490		10,41,41,118
DEFERRED GRANT (RESTRICTED FUND)	2		7,72,05,044		6,81,08,929
CURRENT LIABILITIES AND PROVISIONS	3		70,60,952		1,06,90,101
TOTAL			17,98,34,486		18,29,40,148
APPLICATION OF FUNDS (ASSETS)					
FIXED ASSETS	4				
Tangible Assets					
Intangible Assets		7,62,86,028		6,69,78,286	
CAPITAL ADVANCE		9,19,016	7,72,05,044	11,30,643	6,81,08,929
CURRENT ASSETS	5		1,30,94,097		1,89,65,081
LOANS, ADVANCES & DEPOSITS	6		8,86,17,369		9,47,48,069
	7		9,17,976		11,18,069
TOTAL			17,98,34,486		18,29,40,148

INCOME AND EXPENDITURE ACCOUNT FOR THE YEAR ENDED 31st MARCH 2022

	SCHEDULE	AMOUNT	
		2021-22	2020-21
INCOME			
Transfer From Project Fund To The Extent Of Revenue Expenditure			
Academic Receipts		4,44,92,732	4,17,39,341
Other Income	8	-	-
Income from Investment	9	22,42,843	24,05,639
Transfer From Deferred Grant To Meet Depreciation	10	-	-
TOTAL (A)		1,67,69,399	1,51,48,032
EXPENDITURE			
Academic Expenses			
Administrative and General Expenses	11	4,44,69,615	4,05,11,234
Depreciation	12	23,117	12,28,107
TOTAL (B)	4	1,67,69,399	1,51,48,032
BALANCE BEING EXCESS OF INCOME OVER EXPENDITURE (A-B)		6,12,62,131	5,68,87,373
SURPLUS CARRIED FORWARD TO PROJECT FUND		22,42,843	24,05,639
		22,42,843	24,05,639




[Signature]
Accounts Officer
Presidency University
Kolkata

[Signature]
Finance Officer
Presidency University
Kolkata

PRESIDENCY UNIVERSITY
86/1 COLLEGE STREET, KOLKATA 700 073

SCHEDULE 6: FIXED ASSETS

DESCRIPTION	RATE OF DEPRECIATION	GROSS BLOCK					DEPRECIATION			NET BLOCK	
		VALUE AS AT 31.03.2021	ADDITIONS DURING THE YEAR	DEDUCTIONS DURING THE YEAR	VALUE AS AT 31.03.2022	ACCUMULATED AMOUNT UPTO 31.03.2021	FOR THE YEAR	ON DEDUCTIONS DURING THE YEAR	TOTAL UPTO 31.03.2022	AS AT 31.03.2022	AS AT 31.03.2021
A. TANGIBLE ASSETS											
Audio-Visual Equipment	20%	1,59,25,198	11,20,964	88,179	1,69,57,983	1,03,57,274	12,27,140	67,375	1,15,17,039	54,40,944	55,67,924
Audio - Visual Equipment- 2nd Campus Buildings	20%	-	6,94,02,900	-	6,94,02,900	-	2,94,26,830	-	2,94,26,830	3,99,76,070	-
Buildings- 2nd Campus	2%	15,96,100	-	-	15,96,100	89,299	30,136	-	1,19,435	14,76,665	15,06,801
Campus Infrastructure	10%	-	1,11,91,61,686	-	1,11,91,61,686	-	5,50,67,231	-	5,50,67,231	1,06,40,94,455	-
Campus Infrastructure- 2nd Campus	10%	10,62,563	4,89,282	-	15,51,845	3,95,362	1,15,648	-	5,11,010	10,40,835	6,67,201
Computer Hardware	25%	6,03,34,062	8,00,53,907	-	8,00,53,907	-	1,84,52,425	-	1,84,52,425	6,16,01,482	-
Computer Hardware- Food Court	25%	51,236	63,42,669	7,14,450	6,59,62,281	4,68,76,033	45,26,226	5,21,388	5,08,80,871	1,50,81,410	1,34,58,029
Data Centre	2%	8,86,224	-	-	8,86,224	1,496	46,748	-	47,244	4,888	-
Electrical Installation	14.33%	12,59,58,559	10,38,934	-	12,69,97,493	6,03,97,103	15,233	-	1,39,795	7,46,429	7,61,662
Electrical Installation-E-Class Room	14.33%	1,66,840	-	-	1,66,840	1,18,430	6,937	-	1,25,367	41,773	-
Electrical Installation-Food Court	14.33%	2,05,713	-	-	2,05,713	1,41,032	9,269	-	1,50,301	55,412	64,681
Electrical Installation-2nd Campus	14.33%	-	47,33,19,129	-	47,33,19,129	-	15,08,23,872	-	15,08,23,872	32,24,95,257	-
Equipment -Food Court	20%	5,46,304	-	-	5,46,304	4,43,286	20,604	-	4,63,890	82,414	1,03,018
Equipment - 2nd campus	20%	-	11,99,900	-	11,99,900	-	5,08,758	-	5,08,758	6,91,142	-
Electrical Appliances	14.33%	8,46,549	-	-	8,46,549	4,98,457	49,881	-	5,48,338	2,98,211	3,48,092
Elevator	20%	57,71,576	-	-	57,71,576	36,16,372	4,31,041	-	40,47,413	17,24,163	21,55,204
Elevator- 2nd Campus	20%	-	3,99,21,725	-	3,99,21,725	-	1,69,26,811	-	1,69,26,811	2,29,94,914	-
Furniture, Fixtures And Fittings	14.33%	9,86,02,281	6,57,512	-	9,92,59,793	3,99,42,628	84,53,041	-	4,83,95,669	5,08,64,124	5,86,59,653
Furniture & Fixtures- Food Court	14.33%	3,32,124	-	-	3,32,124	2,27,697	14,964	-	2,42,661	87,463	1,04,427
Fire Safety System	20%	77,43,366	-	-	77,43,366	65,49,147	2,38,844	-	67,87,991	9,55,375	11,94,219
Fire Safety System- 2nd Campus	20%	-	6,19,66,187	-	6,19,66,187	-	2,62,73,664	-	2,62,73,664	3,56,92,523	-
IT Network	25%	6,71,48,972	1,27,87,840	-	7,99,36,812	4,12,90,695	96,61,530	-	5,09,52,225	2,89,84,587	2,58,58,277
IT Equipments	25%	1,24,66,133	14,59,298	3,34,806	1,35,90,625	94,82,013	9,72,375	2,14,582	1,02,39,806	33,50,819	29,84,120
IT Equipment-E-Classroom	25%	9,09,451	-	-	9,09,451	8,03,229	26,556	-	8,29,785	79,666	1,06,222
Leasehold Land- 2nd Campus	-	10,00,00,000	-	-	10,00,00,000	-	-	-	-	10,00,00,000	10,00,00,000
Land- 2nd Campus	-	-	1,00,51,290	-	1,00,51,290	-	-	-	-	1,00,51,290	-
Laboratory/Science Equipment	20%	30,68,93,349	3,03,00,343	98,72,659	32,73,21,033	18,72,69,412	3,36,89,186	67,85,208	21,41,73,390	11,31,47,643	11,96,23,937
Library Books & Digital Materials	33.33%	9,61,78,774	13,69,134	-	9,63,19,113	7,75,70,497	73,55,666	11,21,889	8,38,04,274	1,25,14,839	1,86,08,277
Office Equipment	20%	37,55,145	79,940	-	38,35,085	26,77,578	2,31,501	-	29,09,079	9,20,006	10,77,567
Plant & Machinery	20%	25,21,032	-	-	25,21,032	17,84,785	1,47,249	-	19,32,034	5,83,998	7,36,247
Renovation of Buildings	2%	44,41,02,703	2,16,91,465	-	46,57,94,168	3,35,28,426	86,45,228	-	4,21,73,654	42,36,22,514	41,05,74,277
Renovation of Buildings- Bankim Hall	2%	14,29,999	-	-	14,29,999	1,37,393	25,852	-	1,63,245	12,65,754	12,92,606
Renovation of Buildings- Hindu Hostel	2%	3,17,79,706	1,26,11,762	-	4,43,91,468	14,62,818	8,58,573	-	23,21,391	4,20,73,077	3,03,16,888
Renovation of Building-Food Court	2%	10,89,209	-	-	10,89,209	1,53,411	18,716	-	1,72,127	9,17,082	9,35,798
Renovation of Laboratory	2%	12,32,400	-	-	12,32,400	48,803	23,672	-	12,56,072	11,59,925	11,83,597
Upgradation of Play Ground	-	-	50,30,469	-	50,30,469	-	-	-	-	50,30,469	-
Softs Furniture	14.33%	6,23,526	61,360	-	6,84,886	2,89,834	52,215	-	3,42,049	3,42,837	3,33,692
Sports Equipment	20%	4,02,903	-	-	4,02,903	3,13,968	17,787	-	3,31,755	71,148	88,935
Utensils -Food Court	25%	1,40,752	-	-	1,40,752	1,24,313	4,110	-	1,28,423	12,329	16,439
Utensils	25%	2,40,222	-	-	2,40,222	1,47,384	23,210	-	1,70,594	69,628	92,838
TOTAL (A)		1,39,09,42,971	1,95,01,17,696	1,22,38,889	3,32,88,21,778	52,69,06,493	38,38,42,873	87,10,442	90,20,38,934	2,42,67,82,854	86,40,36,478
B. INTANGIBLE ASSETS											
Computer Software	25%	1,54,62,805	18,60,840	14,66,607	1,58,57,038	1,21,31,734	20,53,923	11,79,927	1,30,05,730	28,57,308	33,31,071
TOTAL (B)		1,54,62,805	18,60,840	14,66,607	1,58,57,038	1,21,31,734	20,53,923	11,79,927	1,30,05,730	28,57,308	33,31,071
TOTAL		1,40,64,05,776	1,95,19,78,536	1,37,05,496	3,34,46,78,816	53,90,38,227	38,58,96,796	98,90,369	91,50,44,664	2,42,96,34,162	86,73,67,549



Accounts Officer
Presidency University

Finance Officer
Presidency University

PRESIDENCY UNIVERSITY
80/1 COLLEGE STREET, KOLKATA 700 073

PROJECT FUND


SCHEDULE 4. FIXED ASSETS

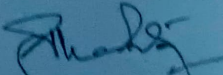
DESCRIPTION	RATE OF DEPRECIATION	GROSS BLOCK			VALUE AS AT 31.03.2021	ACCUMULATED AMOUNT UPTO 31.03.2021	DEPRECIATION			NET BLOCK	
		VALUE AS AT 31.03.2021	ADDITIONS DURING THE YEAR	DEDUCTIONS DURING THE YEAR			FOR THE YEAR	ON DEPRECIATION DURING THE YEAR	TOTAL UPTO 31.03.2021	AS AT 31.03.2021	AS AT 31.03.2021
TANGIBLE ASSETS											
Audio- Visual Equipment											
Building	20%	1,66,000	14,504	-	1,81,504	91,920	17,665	-	1,09,794	71,660	58,731
Computer Hardware	2%	13,00,000	-	-	13,00,000	73,800	38,134	-	1,02,330	13,97,670	14,26,194
Equipment	25%	37,43,797	38,90,003	4,53,668	1,11,86,104	44,11,343	11,82,793	3,14,583	32,79,330	59,06,534	13,51,824
Furniture, Fixtures And Fittings	20%	1,21,069	-	-	1,21,069	61,083	11,997	-	73,090	47,980	78,980
IT Equipment	14.53%	10,92,374	6,57,512	-	17,49,886	6,97,803	1,03,633	-	8,01,436	9,48,453	3,94,371
Library Books & Digital Materials	2%	36,19,147	13,93,978	1,47,669	37,64,418	15,10,475	4,48,008	39,663	19,04,816	18,59,640	11,08,673
Laboratory/Science Equipment	3%	33,79,100	1,33,838	12,38,330	14,83,178	30,85,033	1,49,893	11,31,656	11,37,270	3,33,508	4,04,063
Office Equipment	20%	14,71,64,376	3,04,18,431	98,72,039	13,77,00,144	9,08,38,209	1,43,83,180	67,83,208	8,61,36,271	3,93,78,573	3,63,34,973
Special Installation	14.53%	38,400	-	-	38,400	32,248	1,011	-	34,277	-	3,124
Renovation of Building	3%	-	7,63,303	-	7,63,303	-	34,700	-	34,700	7,68,433	-
TOTAL(A)		61,08,467	-	-	61,08,467	6,09,071	1,11,188	-	7,20,339	54,48,238	33,59,416
INTANGIBLE ASSETS											
Computer Software	2%	16,71,80,376	3,91,70,708	1,17,01,844	18,46,59,840	10,03,13,090	1,84,36,836	89,78,614	10,83,73,614	7,83,86,038	6,67,38,186
TOTAL(B)		45,06,424	3,95,319	14,47,107	33,18,536	34,35,781	3,33,343	11,68,834	23,09,320	9,16,616	11,90,443
TOTAL		19,11,66,900	3,88,05,417	1,31,48,951	19,81,95,016	10,36,47,411	1,87,65,359	94,44,335	11,09,53,033	7,73,63,044	6,31,09,419

Note: Amount under "Deductions during the year" sub column of Gross Block includes Rs. 4,53,668/- for Computer Hardware, Rs. 98,72,880/- for Lab/Science Equipment, 13,38,880/- for Library Books and Digital Materials, Rs. 14,47,107/- for Computer Software and Rs. 1,47,669/- for IT Equipment which were transferred to Self Generated Fund I for closure of certain projects and the figure under "Deductions during the year" sub column of Depreciation includes the accumulated depreciation of Rs. 94,44,336 upto 31.03.21 in respect of the said Assets.

SCHEDULE 8. CAPITAL ADVANCE

PARTICULARS	2021-22	2020-21
Capital Advance against Scientific Equipment	1,35,04,007	1,35,04,007
TOTAL	1,35,04,007	1,35,04,007


 Accounts Officer
 Presidency University
 Kolkata


 Finance Officer
 Presidency University
 Kolkata



FINANCIAL YEAR		2017-18	2018-19	2019-20	2020-21	2021-22	2022-23
Expenditure as per Consolidated I&E		41,32,58,716.00	45,36,26,897.00	51,48,53,640.00	53,07,61,478.00	84,61,39,186.00	21,40,65,594.00
Less:	Depreciation consolidated	8,34,09,351.00	8,16,39,663.00	9,10,25,957.00	8,25,03,495.00	18,63,16,155.00	2,68,057.00
Less:	Salary Exp. (SCH-17) Consolidated excluding FRPDF	17,47,79,260.00 (18,21,71,195 - 73,91,935)	22,52,82,028.00 (23,23,61,057 - 73,92,429)	29,35,11,959.00 (29,72,62,243 - 42,25,501)	33,51,89,589.00	34,88,78,679.00	15,60,49,059.00
Less:	Project Exp excluding Depreciation & Salary	3,95,31,250.00 (6,34,37,359 - 2,39,06,109)	4,15,72,793.00 (6,12,08,090 - 1,96,35,297)	4,96,75,726.00 (6,58,45,085 - 1,61,69,359)	4,05,17,808.00 (5,56,65,840 - 1,51,48,032)	4,44,92,732.00 (6,12,62,131 - 1,67,69,399)	-
Total (A)		11,55,38,855.00	10,51,32,413.00	8,06,39,998.00	7,25,50,586.00	26,64,51,620.00	5,77,48,478.00
Add:	Consolidated Addition to F.A	45,03,28,732.00	10,96,55,976.00	14,27,55,440.00	6,10,82,481.00	1,95,19,78,536.00	2,04,50,117.00
Less:	Project Addition to F.A	2,89,26,849.00	1,10,62,359.00	1,43,36,824.00	1,77,88,634.00	2,95,69,927.00	-
Total (B)		42,14,01,883.00	9,85,93,617.00	12,84,18,616.00	4,32,93,847.00	1,92,24,08,609.00	2,04,50,117.00
Expenditure excluding Salary (A+B)		53,69,40,738.00	20,37,26,030.00	20,90,58,614.00	11,58,44,433.00	2,18,88,60,229.00	7,81,98,595.00

Revised Budget Figure	2017-18	2018-19	2019-20	2020-21	2021-22	2022-23
Revenue	50,25,60,405.00	49,08,66,186.00	58,20,57,742.00	57,15,59,246.00	62,10,25,854.00	31,51,53,430
Expenditure	✓ 50,25,60,405.00	49,08,66,186.00	58,20,57,742.00	57,15,59,246.00	62,10,25,854.00	31,51,53,430
Less: Salary, Pension, etc but including FRPDF	2,37,43,810.00	1,56,92,623.00	1,97,17,770.00	2,47,05,639.00	2,02,44,529.00	2,11,91,852
Total (A)	47,88,16,595.00	47,51,73,563.00	56,23,39,972.00	54,68,53,607.00	60,07,81,325.00	29,39,61,578
Add: Capital Expenditure (B)	2,37,81,27,839.00	98,91,61,764.00	70,15,10,114.00	43,10,93,488.00	39,44,56,715.00	16,98,48,221
TOTAL (A+B)	2,85,69,44,434.00	1,46,43,35,327.00	1,26,38,50,086.00	97,79,47,095.00	99,52,38,040.00	46,38,09,800

Accounts Officer (2nd Campus)
Presidency University
Kolkata

Finance Officer
Presidency University
Kolkata

Internal Quality Assurance Cell (IQAC)
Presidency University
Kolkata-700073

COUNTER SIGNED BY

Registrar
Presidency University
Kolkata - 700 073