

2017-18	State Fund	SGF	SDF	EF	PUCF	FAPA	SAF	CF	UGC	TOTAL
Administrative Expenditure (Sch-14) or (Sch-15)	6,74,74,960.00	4,26,377.00	8,38,489.00	4,142.00	4,15,734.00	-	36.00	-	-	6,91,79,738.00
Less: Expenditure not considered										
Recruitment Expenses	6,90,915.00									
Advertisement & Publicity	8,82,379.00									6,90,915.00
Meeting Expenses	15,98,184.00	1,500.00			4,09,834.00					12,92,213.00
Telephone & Fax	3,38,543.00									15,89,684.00
Legal Expenses	23,00,012.00									3,38,543.00
Electricity	19,81,260.00									23,00,012.00
Net Administrative Expenditure	5,95,93,667.00	4,24,877.00	8,58,489.00	4,142.00	5,900.00		36.00			6,09,87,111.00
Add: Repairs & Maintenance (Sch-16) or (Sch-17)	85,03,878.00	20,400.00	15,500.00							19,81,260.00
Renovation of Building (Sch-4, FA)	3,00,68,408.00	38,85,265.00	26,39,97,203.00							86,39,778.00
Expenditure on maintenance of Physical Facilities	9,85,65,953.00	43,30,542.00	26,48,71,192.00	4,142.00	22,34,451.00				2,65,69,089.00	32,67,54,416.00
					22,40,361.00		36.00			39,65,61,305.00

[Signature]
 Accounts Officer (2nd Campus)
 Presidency University
 Kolkata

[Signature]
 Finance Officer
 Presidency University
 Kolkata

Director
 Internal Quality Assurance Cell (IQAC)
 Presidency University
 Kolkata-700073

COUNTER SIGNED BY
[Signature]
 Registrar
 Presidency University
 Kolkata - 700 073

PRESIDENCY UNIVERSITY
86/1 COLLEGE STREET, KOLKATA 700 073

STATE FUND (NON PLAN)

SCHEDULE 14: ADMINISTRATIVE & GENERAL EXPENSES

PARTICULARS	2017-18	2016-17
Student Welfare	15,168	-
Office Maintenance	2,99,862	21,000
Gardening	15,43,331	2,22,110
Recruitment Expenses	6,90,915	10,81,501
Cultural And Ceremonial Expenses	21,34,057	3,08,36,688
Cultural & Ceremonial Expenses- SPICMACAY	-	-
Consultants & Professional Fees	2,41,69,381	2,32,73,385
Co-Curricular Activities	-	41,390
Extra Curricular Activities	2,14,388	11,59,287
Security Charges	68,08,029	51,61,854
Printing And Stationary	21,76,198	21,69,959
Advertisement And Publicity	8,82,379	2,33,07,261
Bank Charges	6,400	9,783
Meeting Expenses	15,88,184	12,68,129
Medical Expenses	6,580	20,132
Housekeeping Expenses	54,11,282	37,56,784
Staff Welfare Expenses	2,57,383	3,52,831
Internet Connection	17,22,667	11,69,475
IT Consumables	2,89,819	2,82,122
Expenses Relating to NAAC	-	4,49,639
Election Expenses	-	40,598
Telephone & Fax	3,38,543	3,23,169
Postage & Stamp	66,101	46,050
Shifting Charges	24,000	-
Travelling And Conveyance Expenses	5,35,684	2,16,480
Website Maintenance	14,868	15,66,990
Legal Expenses	23,00,012	2,60,160
Relocation Expenses	(1,76,293)	-
Rent, Rates & Taxes	5	19,765
Hostel Expenses	1,40,86,698	1,26,39,648
Electricity	19,81,260	15,39,035
Miscellaneous Expenses	88,059	14,967
TOTAL	6,74,74,960	11,12,50,192

SCHEDULE 15: TRANSPORTATION EXPENSES

PARTICULARS	2017-18	2016-17
Fuel Expenses	40,166	55,500
Bus /Car Hire Charges	63,71,668	58,75,690
TOTAL	64,11,834	59,31,190

SCHEDULE 16: REPAIR & MAINTENANCE

PARTICULARS	2017-18	2016-17
Playground	52,190	1,36,278
Plumbing	5,066	2,56,337
Equipment	72,040	-
Elevator	1,01,834	-
Electrical	7,22,729	-
Scientific Equipment	1,23,730	56,627
Furniture, Fixtures And Fittings	9,57,995	4,03,686
Office Equipment	6,02,120	1,14,051
Campus Infrastructure	9,25,020	7,36,470
Building	30,89,184	23,89,153
IT Equipment	1,30,910	-
Computer Hardware	-	1,37,530
Fire Insurance Premium	-	37,941
Others	20,21,060	10,61,618
TOTAL	88,03,878	53,29,691

DESCRIPTION	RATE OF DEPRECIATION	GROSS BLOCK			DEPRECIATION			NET BLOCK		
		VALUE AS AT 31.03.2017	ADDITIONS DURING YEAR	DEDUCTIONS DURING THE YEAR	VALUE AS AT 31.03.2018	FOR THE YEAR	ON DEDUCTION DURING THE YEAR	TOTAL UP TO 31.03.2018	AS AT 31.03.2018	AS AT 31.03.2017
A. TANGIBLE ASSETS										
Audio- Visual Equipment	20%	15,69,175	22,01,410	-	37,70,585	3,50,159	-	12,77,503	24,93,082	6,41,831
Building	2%	88,100	-	-	88,100	1,609	-	9,261	78,839	80,448
Campus Infrastructure	10%	1,49,715	8,68,008	-	10,17,723	7,652	-	1,60,930	8,56,793	83,984
Computer Hardware	25%	24,65,095	72,383	84,500	24,52,978	65,731	-	17,01,914	5,76,852	7,63,181
Computer Hardware- Food Court	25%	51,236	-	-	51,236	32,323	10,263	37,051	14,185	18,913
Electrical Appliances	14.33%	53,07,208	44,18,962	-	97,26,170	7,82,948	-	28,35,939	68,90,231	32,54,217
Electrical Appliances- Food Court	14.33%	7,397	1,25,474	-	1,32,871	1,024	-	11,103	1,21,768	6,318
Equipment- Food Court	20%	2,05,713	-	-	2,05,713	85,636	-	1,02,843	1,02,870	2,02,122
Furniture, Fixture & Fittings	20%	5,48,291	-	-	5,48,291	30,531	-	3,46,169	2,02,122	2,53,553
Furniture & Fixtures- Food Court	14.33%	49,38,011	9,11,573	-	58,69,584	23,98,476	-	28,69,060	30,00,524	23,59,533
Fire Safety System	20%	3,32,124	-	-	3,32,124	27,781	-	1,66,041	1,66,083	1,93,964
IT Equipment	25%	69,45,239	2,66,613	-	72,11,852	48,86,634	-	53,51,678	18,60,174	20,58,505
IT Network	25%	47,819	29,355	-	77,174	14,399	-	33,980	43,194	28,238
Leasehold Land	25%	28,41,604	-	-	28,41,604	19,52,751	-	21,74,964	6,66,640	8,88,333
Library Books & Digital Materials	33.33%	10,00,000	-	-	10,00,000	2,22,213	-	10,00,000	10,00,000	10,00,000
Laboratory & Scientific Equipment	20%	26,18,588	5,284	-	26,23,872	1,56,326	-	23,10,295	3,13,577	4,64,519
Office Equipment	20%	72,57,722	9,26,375	-	81,84,097	5,67,885	-	56,25,015	25,59,082	22,00,392
Plant & Machinery	20%	12,08,105	1,49,215	-	13,57,320	1,09,712	-	8,46,404	5,10,916	4,71,413
Renovation of Building	2%	15,98,145	20,000	-	16,18,145	2,45,356	-	6,26,719	9,91,426	12,16,782
Renovation of Building- Food Court	2%	14,14,013	3,00,68,408	1,27,598	3,13,54,823	4,79,276	-	4,96,410	3,08,58,413	13,96,879
Sports Furniture	20%	11,07,244	-	-	11,07,244	17,134	-	96,169	10,11,075	10,31,709
Soft Furniture	20%	25,200	-	-	25,200	2,580	-	14,478	10,322	12,002
Utensils- Food Court	14.33%	45,239	2,87,509	-	3,32,748	25,621	-	35,824	2,96,924	35,036
Utenils	25%	1,40,732	-	-	1,40,732	13,989	-	1,01,784	38,968	51,957
TOTAL (A)	25%	37,485	4,270	-	41,755	12,886	-	19,742	22,013	24,399
B. INTANGIBLE ASSETS										
Computer Software	25%	14,09,69,220	4,03,54,839	2,12,098	18,11,11,961	6,636	-	2,31,12,015	15,36,86,073	11,78,87,305
TOTAL (A+B)		5,36,022	4,14,331	31,000	9,19,353	79,680	3,875	4,73,147	4,46,206	1,38,680
		5,36,022	4,14,331	31,000	9,19,353	79,680	3,875	4,73,147	4,46,206	1,38,680
		14,15,05,342	4,07,69,170	2,43,098	18,20,33,114	44,04,116	14,438	2,78,99,035	15,41,32,279	11,79,05,885

Note: Amounts under "Deduction during the year" Sub column of Gross Block is in respect of asset originally acquired from State Fund (Non Plan) and subsequently transferred to UGC Fund as this amount has been recovered from UGC XII Plan Fund. Depreciation on these assets for 2017-18 have been charged in UGC Fund

SCHEDULE 5: FIXED ASSETS (FRPD)

DESCRIPTION	RATE OF DEPRECIATION	GROSS BLOCK			DEPRECIATION			NET BLOCK		
		VALUE AS AT 31.03.2017	ADDITIONS DURING YEAR	DEDUCTIONS DURING THE YEAR	VALUE AS AT 31.03.2018	FOR THE YEAR	ON DEDUCTION DURING THE YEAR	TOTAL UP TO 31.03.2018	AS AT 31.03.2018	AS AT 31.03.2017
A. TANGIBLE ASSETS										
Audio- Visual Equipment	20%	9,45,074	1,23,070	5,55,445	10,68,144	1,45,108	-	4,26,175	6,41,969	6,64,007
Computer Hardware	25%	1,31,22,434	20,91,706	-	1,46,60,695	19,99,109	2,82,237	81,88,958	64,71,737	66,50,748
Electrical Appliances	14.33%	95,890	-	-	95,890	10,844	-	31,062	64,828	75,672
Furniture & Fixture	25%	3,160	-	-	3,160	410	-	711	2,449	2,459
IT Equipment	33.33%	58,16,655	3,10,320	1,10,315	60,36,660	8,13,211	72,020	35,62,083	24,74,377	30,15,463
Library Books & Digital Materials	20%	43,79,468	3,38,001	2,376	47,15,093	7,24,901	2,031	31,63,814	15,51,279	19,38,924
Laboratory & Scientific Equipment	20%	88,53,728	11,88,409	-	1,00,42,133	12,35,848	-	45,79,248	54,62,887	55,10,126
Office Equipment	20%	3,950	-	-	3,950	291	-	2,785	1,165	1,456
Plant & Machinery	20%	32,000	-	-	32,000	2,359	-	22,562	9,438	11,797
TOTAL (A)	25%	3,32,74,157	40,53,596	6,68,136	3,66,57,537	49,32,081	3,56,288	1,99,77,598	1,66,80,129	1,88,70,862
B. INTANGIBLE ASSETS										
Computer Software	25%	8,78,435	31,173	11,785	8,97,823	1,37,356	4,565	4,77,392	4,20,431	5,33,834
TOTAL (B)		8,78,435	31,173	11,785	8,97,823	1,37,356	4,565	4,77,392	4,20,431	5,33,834
		3,41,50,592	40,84,679	6,79,921	3,75,55,350	50,69,437	3,60,853	2,04,54,990	1,71,00,560	1,84,04,696



Accounts Officer
 Finance Officer
 Presidency University
 Kolkata

PRESIDENCY UNIVERSITY
86/1 COLLEGE STREET, KOLKATA 700 073
SELF GENERATED FUND

SCHEDULE 15 : ADMINISTRATIVE & GENERAL EXPENSES

PARTICULARS	SGF	SGF- II	2017-18	2016-17
Travelling And Conveyance Expenses	-	1,70,548	1,70,548	32,297
Bank Charges	-	6,926	6,926	3,782
Cultural & Ceremonial Expenses	-	-	-	4,300
Extra Curricular Activities-DMD	-	-	-	1,30,000
Meeting Expenses	1,500	-	1,500	46,356
Rent, Rates & taxes	1,005	36,580	37,585	-
Hostel Expenses	-	-	-	7,950
Consultancy And Profession Fees	-	2,876	2,876	2,87,500
Printing And Stationary	-	-	-	11,935
Student Welfare	-	93,240	93,240	1,23,270
Merchandise	-	-	-	16,67,500
Miscellaneous	-	-	-	5,000
Service Charges	-	1,13,702	1,13,702	-
TOTAL	2,505	4,23,872	4,26,377	23,19,890

SCHEDULE 16 : TRANSPORTATION EXPENSES

PARTICULARS	SGF	SGF- II	2017-18	2016-17
Vehicle Hire Charges	-	52,850	52,850	1,63,488
TOTAL	-	52,850	52,850	1,63,488

SCHEDULE 17 : REPAIR & MAINTENANCE

PARTICULARS	SGF	SGF- II	2017-18	2016-17
Lab Equipment	-	20,400	20,400	41,629
Building	-	-	-	1,04,723
Others	-	-	-	34,500
TOTAL	-	20,400	20,400	1,80,852

Sulay
Accounts Officer
Presidency University
Kolkata

Abhijit
Finance Officer
Presidency University
Kolkata



SCHEDULE 4: FIXED ASSETS (SELF GENERATED FUND)

DESCRIPTION	RATE OF DEPRECIATION	GROSS BLOCK				DEPRECIATION			NET BLOCK		
		VALUE AS AT 31.03.2017	ADDITIONS DURING YEAR	DEDUCTIONS DURING YEAR	VALUE AS AT 31.03.2018	ACCUMULATED AMOUNT UPTO 31.03.2017	FOR THE YEAR	ON DEDUCTIONS DURING THE YEAR	TOTAL UP TO 31.03.2018	AS AT 31.03.2018	AS AT 31.03.2017
A. TANGIBLE ASSETS											
Audio Visual Equipment	20%	2,01,152	1,86,173	-	3,87,325	1,01,396	1,01,242	-	2,02,638	1,84,687	99,756
Buildings	2%	8,000	-	-	8,000	1,057	139	-	1,196	6,804	6,943
Computer Hardware	25%	16,73,487	19,55,301	1,40,800	34,87,988	11,81,599	10,70,123	71,500	21,80,222	13,07,766	4,91,888
Electrical Appliances	14.33%	8,37,944	-	7,39,000	98,944	5,10,656	46,900	5,24,576	32,980	65,964	3,27,288
Furniture & Fixtures	25%	47,78,228	11,497	41,98,020	5,91,705	30,49,288	2,51,580	29,79,943	3,20,925	2,70,780	17,28,940
IT Equipment	20%	88,000	43,140	-	1,31,140	45,918	21,306	-	67,234	63,916	42,082
Laboratory/Science Equipment	33.33%	69,33,346	93,17,465	-	1,62,50,811	52,41,473	52,87,003	-	1,05,28,476	57,22,335	16,91,873
Library Books & Digital Materials	20%	1,50,95,976	2,38,113	-	1,53,34,089	1,42,11,988	3,50,001	-	1,45,61,989	7,72,100	8,83,988
Office Equipment	20%	5,91,286	-	-	5,91,286	2,55,340	67,189	-	3,22,529	2,68,757	3,35,946
Plant & Machinery	2%	2,26,677	-	-	2,26,677	1,74,544	10,427	-	1,84,971	41,706	52,133
Renovation of Building*	20%	10,56,960	-	-	10,56,960	15,195	20,835	-	36,030	10,20,930	10,41,765
Sports Equipment	20%	2,11,353	-	-	2,11,353	1,56,844	10,902	-	1,67,746	43,607	54,509
Soft Furniture	14.33%	1,97,832	-	-	1,97,832	35,714	23,232	-	58,946	1,38,886	1,62,118
Utensils	25%	94,200	-	-	94,200	29,465	16,184	-	45,649	49,351	64,735
B. INTANGIBLE ASSETS											
Computer Software	25%	3,19,94,441	1,17,51,689	50,77,830	3,86,69,310	2,50,10,477	72,77,063	35,76,019	2,87,11,523	99,56,789	69,83,964
TOTAL (A+B)											
		5,69,634	3,29,680	-	8,99,314	4,86,476	1,54,959	-	6,41,435	2,57,879	83,158
		5,69,634	3,29,680	-	8,99,314	4,86,476	1,54,959	-	6,41,435	2,57,879	83,158
		3,25,64,075	1,20,81,369	50,77,830	3,95,67,624	2,54,96,953	74,32,022	35,76,019	2,93,51,956	1,02,14,608	70,67,122

SCHEDULE 4: FIXED ASSETS (SELF GENERATED FUND II)

DESCRIPTION	RATE OF DEPRECIATION	GROSS BLOCK			DEPRECIATION			NET BLOCK			
		VALUE AS AT 31.03.2017	ADDITIONS DURING YEAR	DEDUCTIONS DURING YEAR	VALUE AS AT 31.03.2018	ACCUMULATED AMOUNT UPTO 31.03.2017	FOR THE YEAR	ON DEDUCTIONS DURING THE YEAR	TOTAL UP TO 31.03.2018	AS AT 31.03.2018	AS AT 31.03.2017
A. TANGIBLE ASSETS											
Furniture & Fixtures	14.33%	99,636	87,990	-	1,87,626	7,139	25,864	-	33,003	1,54,623	92,497
Laboratory/Science Equipment	20%	-	8,89,030	-	8,89,030	-	88,903	-	88,903	8,00,127	8,00,127
Renovation of Building	2%	18,40,500	38,85,263	-	57,25,763	18,405	79,533	-	97,938	56,27,827	18,22,095
TOTAL (A+B)											
		19,40,136	48,67,285	-	68,02,421	25,544	1,94,300	-	2,19,844	65,82,577	19,14,592

Note: Amount under "Additions during the Period" sub column of Gross Block includes Rs. 1,86,173/- for Audio Visual Equipment, Rs. 19,55,301/- for Computer Hardware, Rs. 11,497/- for Furniture, Rs. 93,17,465/- for Lab/Science Equipment, Rs. 2,38,113/- for Library Books & Digital Materials, Rs. 43,140/- for IT Equipment and Rs. 3,29,680/- for Computer Software which were transferred from Project Fund for closure of certain projects and the figures under "For the Year" sub column of Depreciation includes the accumulated depreciation of Rs. 61,91,215/- upto 31.03.18 in respect of the said Assets.



Baby
Accounts Officer
Presidency University
Kolkata

Alankar
Finance Officer
Presidency University
Kolkata

PRESIDENCY UNIVERSITY
86/1 COLLEGE STREET, KOLKATA 700 073
STATE (DEVELOPMENT) FUND

SCHEDULE 5: CAPITAL WORK IN PROGRESS

PARTICULARS	2017-18	2016-17
Electrical	-	11,03,536
Building	1,23,34,955	15,60,01,565
TOTAL	1,23,34,955	15,71,05,101

SCHEDULE 6: CAPITAL ADVANCE

PARTICULARS	2017-18	2016-17
Advance To PWD against Various Works	2,16,39,487	1,21,10,602
Advance To WBHIDCO against construction of 2nd Campus (including Boundary Wall)	1,28,23,20,953	31,05,71,953
Advance To PWD, Darjeeling Division against construction of Himalayan Centre at Kurseong	51,94,181	51,94,181
TOTAL	1,30,91,54,621	32,78,76,736

SCHEDULE 7: INVESTMENTS IN FIXED DEPOSITS

PARTICULARS	2017-18	2016-17
FIXED DEPOSITS -With Bank Of India	4,76,75,256	33,16,81,887
TOTAL	4,76,75,256	33,16,81,887

SCHEDULE 8: CURRENT ASSETS

PARTICULARS	2017-18	2016-17
1. CASH AT BANK In Savings Account With Bank Of India	1,13,88,743	5,03,63,082
2. RECEIVABLE FROM UGC XII PLAN	-	1,89,18,139
3. ACCRUED INTEREST ON FIXED DEPOSIT -With Bank Of India	14,73,021	1,36,46,592
TOTAL	1,28,61,764	8,29,27,813

SCHEDULE 9: LOAN ADVANCE & DEPOSITS

PARTICULARS	2017-18	2016-17
TDS Receivable	10,974	10,974
Security Deposit Paid to CESC	81,88,768	81,88,768
TOTAL	81,99,742	81,99,742

SCHEDULE 10 : INCOME FROM INVESTMENTS

PARTICULARS	2017-18	2016-17
INTEREST ON FIXED DEPOSITS Including Interest accrued Rs. 14,73,021/- in 2017-18 and Rs. 1,36,46,592/- in 2016-17)	80,50,217	2,86,43,153
TOTAL (Transfer To Earmarked / Endowment)	80,50,217	2,86,43,153

SCHEDULE 11 : OTHER INCOME

PARTICULARS	2017-18	2016-17
INTEREST ON: -Savings Bank Account With Bank Of India	16,24,629	13,07,008
TOTAL	16,24,629	13,07,008

SCHEDULE 12: ADMINISTRATIVE & GENERAL EXPENSES

PARTICULARS	2017-18	2016-17
IT Consumables	59,692	-
Gardening	7,98,081	16,22,523
Bank Charges	716	1,413
TOTAL	8,58,489	16,23,936

SCHEDULE 13: REPAIR & MAINTENANCE

PARTICULARS	2017-18	2016-17
Electrical Maintenance	-	44,61,447
Computer	15,500	-
TOTAL	15,500	44,61,447

Saty
Accounts Officer
Presidency University
Kolkata

Abhishek
Finance Officer
Presidency University
Kolkata



PRESDENCY UNIVERSITY
861 COLLEGE STREET, KOLKATA 700 073
STATE (DEVELOPMENT) FUND

SCHEDULE 4: FIXED ASSETS

DESCRIPTION	RATE OF DEPRECIATION	GROSS BLOCK			DEPRECIATION			NET BLOCK			
		VALUE AS AT 31.03.2017	ADDITIONS DURING THE YEAR	DEDUCTIONS DURING THE YEAR	VALUE AS AT 31.03.2018	ACCUMULATED AMOUNT UPTO 31.03.2017	FOR THE YEAR	ON DEDUCTIONS DURING THE YEAR	TOTAL UPTO 31.03.2018	AS AT 31.03.2018	AS AT 31.03.2017
TANGIBLE ASSETS											
Audio - Visual Equipment	20%	34,39,447	16,76,182	-	51,15,629	6,98,570	8,83,412	-	15,81,982	35,33,647	27,40,877
Computer Hardware	25%	1,55,68,366	11,15,526	15,750	1,66,68,142	30,15,248	33,82,427	6,891	63,90,784	1,02,77,358	1,25,53,118
Electrical Appliances	14.33%	1,88,947	-	-	1,88,947	13,538	25,136	-	38,674	1,50,273	1,75,409
Electrical Installation	14.33%	8,23,22,135	2,44,44,536	-	10,77,66,671	82,20,098	1,25,13,573	-	2,07,33,671	8,70,33,000	7,51,02,037
Furniture, Fixture & Fittings	14.33%	2,84,21,265	81,09,968	-	3,65,31,233	53,25,707	39,65,897	-	92,91,604	2,72,39,629	2,30,95,558
IT Equipment	25%	27,13,753	51,030	-	27,64,783	13,05,538	3,64,811	-	16,70,349	10,94,434	14,08,215
ICT- Network	25%	3,55,83,142	20,64,411	24,000	3,76,23,533	1,36,62,397	59,91,039	3,000	1,96,30,436	1,79,73,117	2,19,20,745
Laboratory & Scientific Equipment	20%	44,58,041	26,28,846	-	70,86,887	21,63,041	7,21,885	-	28,84,926	42,01,961	22,95,000
Library Books & Digital Materials	33.33%	82,54,252	2,02,29,623	-	2,84,83,875	36,68,235	48,99,786	-	85,68,021	1,99,15,854	45,86,017
Office Equipment	20%	1,97,063	6,00,344	-	7,97,407	53,749	1,07,147	-	1,60,896	6,36,511	1,43,314
Renovation of Hindu Hostel	2%	16,10,834	-	-	16,10,834	78,971	30,637	-	1,09,608	15,01,226	15,31,863
Renovation of Building	2%	5,11,31,757	-	-	31,51,28,960	12,76,634	45,35,796	-	58,12,430	30,93,16,530	4,98,53,123
Sports equipment	20%	56,637	26,39,97,203	-	56,637	5,664	10,195	-	15,859	40,778	50,973
TOTAL (A)		23,49,45,639	32,49,17,669	39,750	55,98,23,558	3,94,87,390	3,74,31,741	9,891	7,69,09,240	48,29,14,318	19,54,58,249
B. INTANGIBLE ASSETS											
Computer Software	25%	13,27,850	-	-	13,27,850	4,56,448	2,17,851	-	6,74,299	6,53,551	8,71,402
TOTAL (B)		13,27,850	-	-	13,27,850	4,56,448	2,17,851	-	6,74,299	6,53,551	8,71,402
TOTAL		23,62,73,489	32,49,17,669	39,750	56,11,51,408	3,99,43,838	3,76,49,592	9,891	7,75,83,539	48,35,67,869	19,63,29,651

[Signature]
Finance Officer
Presidency University,
Kolkata

[Signature]
Accounts Officer
Presidency University,
Kolkata



PRESIDENCY UNIVERSITY
86/1 COLLEGE STREET, KOLKATA 700 073

ENDOWMENT FUND

SCHEDULE 5 : INVESTMENT IN FIXED DEPOSITS

PARTICULARS	2017-18	2016-17
FIXED DEPOSITS AGAINST ENDOWMENT FUND		
II) FIXED DEPOSITS WITH CANARA BANK	45,02,565	44,95,506
III) FIXED DEPOSITS WITH STATE BANK OF INDIA	16,29,202	15,99,614
TOTAL	61,31,767	60,95,120

SCHEDULE 6 : CURRENT ASSETS

PARTICULARS	2017-18	2016-17
1. CASH IN HAND		
2. CASH AT BANK		
-In Savings Bank Account With Canara Bank	22,25,930	18,89,276
-In Savings Bank Account With State Bank Of India	5,52,557	7,27,949
3. ACCRUED INTEREST ON FIXED DEPOSITS WITH SBI	29,168	15,492
4. ACCRUED INTEREST ON FIXED DEPOSITS WITH CANARA BANK	47,746	49,451
TOTAL	28,55,401	26,82,168

SCHEDULE 7 : LOANS, ADVANCES & DEPOSITS

PARTICULARS	2017-18	2016-17
1. TDS RECEIVABLE	18,230	1
2. ADVANCE TO STAFF		
3. RECEIVABLE FROM VICE-CHANCELLOR'S FUND FOR EXCELLENCE	98,000	98,000
TOTAL	1,16,230	98,001

SCHEDULE 8 : INCOME FROM INVESTMENTS

PARTICULARS	2017-18	2016-17
INTEREST ON FIXED DEPOSITS		
-With State Bank of India (Including Interest accrued Rs.29,168/- in 2017-18 and Rs.15,492/- in 2016-17)	1,27,703	1,51,443
-With Canara Bank (Including Interest accrued Rs.47,746/- in 2017-18 and Rs.49,451/- in 2016-17)	3,45,240	3,47,790
TOTAL (Transfer To Earmarked / Endowment)	4,72,943	4,99,233

SCHEDULE 9 : OTHER INCOME

PARTICULARS	2017-18	2016-17
INTEREST ON SAVINGS ACCOUNTS:		
-With State Bank Of India	25,369	38,062
-With Canara Bank	86,353	73,964
TOTAL	1,11,722	1,12,026

SCHEDULE 10 : ACADEMIC EXPENSES

PARTICULARS	2017-18	2016-17
Stipend, Scholarship And Prizes	2,75,543	1,42,560
Endowment Medals	-	10,800
Seminar & Workshop	97,216	2,23,578
TOTAL	3,72,759	3,76,938

SCHEDULE 11 : ADMINISTRATIVE AND GENERAL EXPENSES

PARTICULARS	2017-18	2016-17
Printing Charges	4106	-
Bank Charges	36	619
TOTAL	4,142	619

S. Jey
Accounts Officer
Presidency University
Kolkata

Thangaraj
Finance Officer
Presidency University
Kolkata



PRESIDENCY UNIVERSITY
86/1 COLLEGE STREET, KOLKATA 700 073

PRESIDENCY UNIVERSITY VICE CHANCELLOR'S FUND FOR EXCELLENCE

SCHEDULE 5: CAPITAL WORK IN PROGRESS

PARTICULARS	2017-18	2016-17
Building		
TOTAL	-	22,34,451

SCHEDULE 6: INVESTMENT IN FIXED DEPOSITS

PARTICULARS	2017-18	2016-17
FIXED DEPOSITS AGAINST ENDOWMENT FUND		
-With Canara Bank	75,45,709	75,45,709
-With Axis Bank	7,37,51,847	6,90,12,925
TOTAL	8,12,97,556	7,65,58,634

SCHEDULE 7: CURRENT ASSETS

PARTICULARS	2017-18	2016-17
I. CASH AT BANK		
-In Savings Bank Account With Axis Bank Ltd	32,92,593	12,51,527
-In Savings Bank Account With Bank of India	1,33,209	11,91,504
5. ACCRUED INTEREST ON FIXED DEPOSITS		
-With Canara Bank	1,18,552	1,18,552
-With Axis Bank Ltd	15,68,495	10,56,896
TOTAL	51,12,848	36,18,479

SCHEDULE 8: LOAN ADVANCE & DEPOSITS

PARTICULARS	2017-18	2016-17
1. ADVANCE TO STAFF	60000	-
2. RECEIVABLE FROM ENDOWMENT FUND	14,36,108	12,26,830
3. RECEIVABLE FROM SELF- GENERATED FUND	-	8,81,825
4. TDS RECEIVABLE	8,322	8,322
TOTAL	15,04,430	21,16,977

SCHEDULE 9: INCOME FROM INVESTMENTS

PARTICULARS	2017-18	2016-17
INTEREST ON FIXED DEPOSITS		
-With Canara Bank (Including Interest accrued Rs.1,18,552/- in 2017-18 and Rs.1,18,552/- in 2016-17)	6,79,292	6,80,022
-With Bank Of India (Including Interest accrued NIL in 2017-18 and in 2016-17)	16,613	2,02,643
-With Axis Bank Ltd (Including Interest accrued Rs.15,68,495/- in 2017-18 and Rs.10,56,896/- in 2016-17)	5927339	58,66,531
TOTAL (Transfer To Earmarked / Endowment)	66,23,244	67,49,196

SCHEDULE 10: OTHER INCOME

PARTICULARS	2017-18	2016-17
INTEREST ON SAVINGS ACCOUNTS:		
-With Bank of India	9,410	6074
-With Axis Bank Ltd	56,622	67,635
TOTAL	66,032	73,709

SCHEDULE 11: STAFF PAYMENTS & BENEFITS

PARTICULARS	2017-18	2016-17
Gross Salary - Chair Professor	8,81,719	18,00,000
Gross Salary - Distinguish Professor	41,40,000	55,20,000
TOTAL	50,21,719	73,20,000

SCHEDULE 12: ACADEMIC EXPENSES

PARTICULARS	2017-18	2016-17
Seminar & Workshop-NKM Endowment Lecture	95,094	98,410
Stripend, Scholarship & Prizes	1,21,740	1,27,950
Seminar & Workshop	2,29,130	-
Sponsorship-Merit cum Means	6,43,794	6,25,133
TOTAL	10,89,758	8,51,493

SCHEDULE 13: ADMINISTRATIVE & GENERAL EXPENSES

PARTICULARS	2017-18	2016-17
Bank Charges	-	104
Consultancy & professional Fees	5,900	19,78,000
Advertisement & Publicity	4,09,834	-
TOTAL	4,15,734	19,78,104

[Signature]
Finance Officer
Presidency University
Kolkata

[Signature]
Accounts Officer
Presidency University
Kolkata



PRESIDENCY UNIVERSITY
86/1 COLLEGE STREET, KOLKATA 700 073

PRESIDENCY UNIVERSITY VICE CHANCELLOR'S FUND FOR EXCELLENCE

SCHEDULE 4 - FIXED ASSETS

DESCRIPTION	RATE OF DEPRECIATION	GROSS BLOCK			DEPRECIATION			NET BLOCK			
		VALUE AS AT 31.03.2017	ADDITIONS DURING THE YEAR	DEDUCTIONS DURING THE YEAR	VALUE AS AT 31.03.2018	ACCUMULATED AMOUNT UPTO 31.03.2017	FOR THE YEAR	ON DEDUCTIONS DURING THE YEAR	TOTAL UPTO 31.03.2018	AS AT 31.03.2018	AS AT 31.03.2017
Computer Hardware	25%	77,249	-	-	77,249	18,400	14,712	-	33,112	44,137	58,849
Electrical Installation	14.33%	-	12,04,799	-	12,04,799	-	1,72,648	-	1,72,648	10,32,151	-
IT Equipment	25%	7,140	-	-	7,140	893	1,562	-	2,455	4,685	6,247
Library Books & Digital Materials	33.33%	3,07,627	-	-	3,07,627	60,028	82,525	-	1,42,553	1,65,074	2,47,599
Renovation of Buildings	2%	7,82,179	22,34,451	-	30,16,630	23,309	59,866	-	83,175	29,31,435	7,58,870
Renovation of Buildings- Bankim Hall	2%	14,29,999	-	-	14,29,999	28,600	28,028	-	56,628	13,73,371	14,01,599
TOTAL		26,04,194	34,39,250	-	60,43,444	1,31,230	3,59,341	-	4,90,571	55,52,873	24,72,964

Sahay
Accounts Officer
Presidency University
Kolkata



Rudra
Finance Officer
Presidency University
Kolkata

PRESIDENCY UNIVERSITY
86/1 COLLEGE STREET, KOLKATA 700 073

STUDENTS' ACTIVITIES FUND

SCHEDULE 1: STUDENTS' ACTIVITIES FUND (DESIGNATED FUND)

PARTICULARS	2017-18	2016-17
A. OPENING BALANCE OF FUND		
B. ADDITION TO THE FUND:	6,21,249	5,79,758
- Sponsorship		
- Transfer from Self Generated Fund II	1,08,000	1,92,000
- Surplus For The Year Transferred From Income & Expenditure Account	5,10,034	2,23,400
	34,908	15,966
TOTAL (A+B)	12,74,191	10,11,124
C. UTILIZATION OF FUND		
- Transfer to Self Generated Fund-II		
Revenue Expenditure transferred to Income & Expenditure	200	-
- Academic Expenses	2,55,326	3,89,875
- Administrative and General Expenses	36	-
TOTAL (C)	2,55,562	3,89,875
NET BALANCE AS AT 31-3-2018 (A+B-C)	10,18,629	6,21,249

SCHEDULE 2 : CURRENT LIABILITIES & PROVISION

PARTICULARS	2017-18	2016-17
CURRENT LIABILITIES		
Payable to Self-Generated Fund		400
TDS U/S 194C		-
TDS U/S 194J	10,000	-
TOTAL	10,000	400

SCHEDULE 3 : INVESTMENT IN FIXED DEPOSITS

PARTICULARS	2017-18	2016-17
FIXED DEPOSITS		
- With Canara Bank	4,00,000	-
TOTAL	4,00,000	-

SCHEDULE 4 : CURRENT ASSETS

PARTICULARS	2017-18	2016-17
1. CASH AT BANK		
- In Savings Account With Canara Bank	4,30,731	6,20,249
2. ACCRUED INTEREST ON		
- Fixed Deposit With Canara Bank	19,498	-
TOTAL	4,50,229	6,20,249

SCHEDULE 5 : LOAN, ADVANCE & DEPOSITS

PARTICULARS	2017-18	2016-17
1. TDS RECEIVABLE	1,400	1,400
2. ADVANCE TO STAFF	1,77,000	-
TOTAL	1,78,400	1,400

SCHEDULE 6 : INCOME FROM INVESTMENTS

PARTICULARS	2017-18	2016-17
Interest On Fixed Deposit	21,199	-
TOTAL	21,199	-

SCHEDULE 7 : OTHER INCOME

PARTICULARS	2017-18	2016-17
INTEREST ON:		
- Savings Bank Account With Canara Bank	13,709	14,566
Prior Period Items	-	1,400
TOTAL	13,709	15,966

SCHEDULE 8 : ACADEMIC EXPENSES

PARTICULARS	2017-18	2016-17
Freshers' Welcome Expenses		
Cultural & Ceremonial Expenses	2,48,326	3,78,375
Sports & Game Expenses	7,000	11,500
Magazine		
TOTAL	2,55,326	3,89,875

SCHEDULE 9 : ADMINISTRATIVE & GENERAL EXPENSES

PARTICULARS	2017-18	2016-17
IT Consumables		
Bank Charges	36	-
TOTAL	36	-

[Signature]
Finance Officer
Presidency University
Kolkata

[Signature]
Accounts Officer
Presidency University
Kolkata



SCHEDULE 6: FIXED ASSETS (XII PLAN)

DESCRIPTION	RATE OF DEPRECIATION	GROSS BLOCK				DEPRECIATION			NET BLOCK		
		VALUE AS AT 31.03.2017	ADDITIONS DURING YEAR	DEDUCTIONS DURING THE YEAR	VALUE AS AT 31.03.2018	ACCUMULATED AMOUNT UPTO 31.03.2017	FOR THE YEAR	ON DEDUCTIONS DURING THE YEAR	TOTAL UP TO 31.03.2018	AS AT 31.03.2018	AS AT 31.03.2017
A. TANGIBLE ASSETS:											
Audio- Visual Equipment	20%	1,34,637	-	-	1,34,637	33,703	20,187	-	53,890	80,747	1,00,934
Computer Hardware	25%	65,14,955	-	-	65,14,955	39,83,383	6,32,893	-	46,16,276	18,98,679	25,31,572
Campus IT Network	25%	42,90,460	-	-	42,90,460	15,85,232	6,76,307	-	22,61,539	20,28,921	27,05,228
Data Centre	2%	8,86,224	-	-	8,86,224	66,457	16,515	-	76,972	8,09,252	8,25,767
Elevator	14.33%	3,17,197	-	-	3,17,197	1,58,496	22,742	-	1,81,238	1,35,959	1,58,701
Electrical Installation-E-Class Room	20%	18,20,884	39,50,692	-	57,71,576	5,09,847	10,52,346	-	15,62,193	42,09,383	13,11,037
Furniture & Fixtures	14.33%	1,66,840	-	-	1,66,840	76,970	12,878	-	89,848	76,992	89,870
IT Equipment-E-Classroom	25%	5,56,110	-	-	5,56,110	2,78,018	39,851	-	3,17,869	2,38,241	2,78,092
Library Books & Digital Materials	20%	9,09,451	-	-	9,09,451	5,73,736	83,929	-	6,57,665	2,51,786	3,35,715
Laboratory/Science Equipment	20%	20,80,000	-	-	20,80,000	10,03,292	3,58,867	-	13,62,159	7,17,841	10,76,708
Office Equipment	20%	1,70,55,981	7,27,680	-	1,77,83,661	45,76,499	26,41,432	-	72,17,931	1,05,65,730	1,24,79,482
Plant & Machinery	20%	5,59,784	-	-	5,59,784	98,666	92,224	-	1,90,890	3,68,894	4,61,118
Spiera Equipment	2%	16,980	-	-	16,980	10,025	1,391	-	11,416	5,364	6,955
Renovation of Buildings	2%	46,96,820	2,65,65,089	-	3,12,65,909	2,76,646	6,19,785	-	8,96,431	3,03,69,478	44,20,174
TOTAL (A)		1,09,713	3,12,47,461	-	7,13,63,497	10,971	19,748	-	30,719	78,994	98,742
B. INTANGIBLE ASSETS:											
Computer Software	25%	57,16,503	-	-	57,16,503	25,92,090	7,81,103	-	1,95,27,036	5,18,36,461	2,68,80,095
TOTAL (A+B)		4,58,32,539	3,12,47,461	-	7,70,80,000	1,58,28,031	70,72,198	-	2,29,00,229	5,41,79,721	3,00,04,508




Baby
Accounts Officer
Presidency University
Kolkata

Auditor
Finance Officer
Presidency University
Kolkata

2018-19		State Fund	SGF	SDF	EF	PUVCF	FAEA	SAF	CF	UGC	TOTAL
Administrative Expenditure (Sch-14) or (Sch-15)		7,35,08,604.00	20,89,726.00	4,752.00	487.00	34,533.00		42.00	-		7,56,38,144.00
Less: Expenditure not considered											
Recruitment Expenses		8,89,852.00									8,89,852.00
Advertisement & Publicity		9,03,860.00									9,32,493.00
Meeting Expenses		19,13,184.00	4,20,363.00			28,633.00					23,33,547.00
Telephone & Fax		3,13,997.00									3,13,997.00
Legal Expenses		57,38,939.00									57,38,939.00
Electricity		98,65,264.00									98,65,264.00
Net Administrative Expenditure		5,38,83,508.00	16,69,363.00	4,752.00	487.00	5,900.00	-	42.00	-	-	5,55,64,052.00
Add: Repairs & Maintenance (Sch-16) or (Sch-17)		71,20,246.00		17,700.00							71,37,946.00
Renovation of Building (Sch-4, FA) & (Sch-6, Deposit)		1,43,03,174.00	2,11,902.00	3,44,32,294.00							4,89,47,370.00
Expenditure on maintenance of Physical Facilities		7,53,06,928.00	18,81,265.00	3,44,54,746.00	487.00	5,900.00	-	42.00	-	-	11,16,49,368.00

COUNTER SIGNED BY


Registrar
Presidency University
Kolkata - 700 073


Director
Internal Quality Assurance Cell (IQAC)
Presidency University
Kolkata-700073


Finance Officer
Presidency University
Kolkata


Accounts Officer (2nd Campus)
Presidency University
Kolkata

PRESIDENCY UNIVERSITY
86/1 COLLEGE STREET, KOLKATA 700 073

STATE FUND

SCHEDULE 15: ADMINISTRATIVE & GENERAL EXPENSES

PARTICULARS	2018-19		2018-19	2017-18
	State Fund	Deposit Fund		
Student Welfare	7,159	14,000	21,159	15,168
Office Maintenance	-	-	-	2,99,862
Gardening	11,47,357	4,00,315	15,47,672	15,43,331
Recruitment Expenses	6,30,417	2,59,435	8,89,852	6,90,915
Cultural And Ceremonial Expenses	3,38,360	520	3,38,880	21,34,057
Cultural & Ceremonial Expenses- SPICMACAY	-	-	-	-
Consultants & Professional Fees	1,06,85,130	55,65,588	1,62,50,718	2,41,69,381
Co-Curricular Activities	-	-	-	-
Extra Curricular Activities	2,17,500	-	2,17,500	2,14,388
Security Charges	98,79,129	28,09,366	1,26,88,495	68,08,029
Printing And Stationary	9,01,731	92,729	9,94,460	21,76,198
Advertisement And Publicity	1,97,700	7,06,160	9,03,860	8,82,379
Audit Fees	18,856	-	18,856	-
Bank Charges	7,938	-	7,938	6,400
Meeting Expenses	14,88,551	4,24,633	19,13,184	15,88,184
Medical Expenses	3,193	977	4,170	6,580
Housekeeping Expenses	55,34,267	11,43,632	66,77,899	54,11,282
Staff Welfare Expenses	-	743	743	2,57,383
Staff Development Expenses	-	23,021	23,021	-
Internet Connection	8,96,853	7,70,539	16,67,392	17,22,667
IT Consumables	2,66,740	1,26,186	3,92,926	2,89,819
IT Maintenance	-	14,33,822	14,33,822	-
Telephone & Fax	2,81,831	32,166	3,13,997	3,38,543
Postage & Stamp	28,130	77,676	1,05,806	66,101
Shifting Charges	-	-	-	24,000
Travelling And Conveyance Expenses	1,82,873	20,059	2,02,932	5,35,684
Website Maintenance	84,960	6,00,986	6,85,946	14,868
Legal Expenses	31,62,494	25,76,445	57,38,939	23,00,012
Relocation Expenses	-	-	-	(1,76,293)
Rent, Rates & Taxes	-	-	-	5
Hostel Expenses	1,03,43,969	2,23,013	1,05,66,982	1,40,86,698
Electricity	52,62,327	46,02,937	98,65,264	19,81,260
Miscellaneous Expenses	36,191	-	36,191	88,059
TOTAL	5,16,03,656	2,19,04,948	7,35,08,604	6,74,74,960

SCHEDULE 16: TRANSPORTATION EXPENSES

PARTICULARS	2018-19		2018-19	2017-18
	State Fund	Deposit Fund		
Fuel Expenses	-	-	-	40,166
Bus /Car Hire Charges	59,08,217	-	59,08,217	63,71,668
TOTAL	59,08,217	-	59,08,217	64,11,834

SCHEDULE 17: REPAIR & MAINTENANCE

PARTICULARS	2018-19		2018-19	2017-18
	State Fund	Deposit Fund		
Playground	-	-	-	52,190
Plumbing	4,680	390	5,070	5,066
Equipment	1,23,500	14,500	1,38,000	72,040
Elevator	-	-	-	1,01,834
Electrical	-	-	-	7,22,729
Lab/Scientific Equipment	5,11,571	3,69,573	8,81,144	1,23,730
Furniture, Fixtures And Fittings	15,61,758	3,10,706	18,72,464	9,57,995
Office Equipment	90,652	97,374	1,88,026	6,02,120
Campus Maintenance	4,67,008	6,42,405	11,09,413	9,25,020
Building	2,67,793	5,74,706	8,42,499	30,89,184
IT Equipment	34,902	6,70,240	7,05,142	1,30,910
Computer Hardware	-	-	-	-
Pest Control and Cleaning	27,300	29,854	57,154	-
Others	10,11,640	3,09,694	13,21,334	20,21,060
TOTAL	41,00,804	30,19,442	71,20,246	88,03,878

J. J. J.
Accounts Officer
Presidency University
Kolkata

30

A. K.
Finance Officer
Presidency University
Kolkata





STATE FUND
GROSS BLOCK

DESCRIPTION	RATE OF DEPRECIATION	GROSS BLOCK				DEPRECIATION			NET BLOCK	
		VALUE AS AT 31.03.2018	ADDITIONS DURING THE YEAR	DEDUCTIONS DURING THE YEAR	VALUE AS AT 31.03.2019	FOR THE YEAR	ON REDUCTION DURING THE YEAR	TOTAL UPTO 31.03.2019	AS AT 31.03.2019	AS AT 31.03.2018
A-TANGIBLE ASSETS										
Audio-Visual Equipment	20%	37,70,585	-	-	37,70,585	4,98,616	-	17,76,119	19,94,466	24,91,082
Building	2%	88,100	-	-	88,100	9,261	-	10,838	77,269	78,839
Computer Infrastructure	10%	24,52,978	-	-	24,52,978	85,679	-	2,46,609	7,71,114	8,56,793
Computer Hardware	25%	51,236	58,549	-	1,09,785	18,76,126	-	20,33,683	4,77,844	5,76,832
Electrical Installation	14.33%	97,26,170	-	-	97,26,170	37,051	-	40,397	10,639	14,185
Electrical Appliances	14.33%	1,32,871	-	-	1,32,871	28,35,939	-	38,23,309	59,02,861	68,90,231
Electrical Installation - Food Court	14.33%	2,05,873	-	-	2,05,873	11,103	-	12,532	1,04,319	1,21,168
Equipment - Food Court	20%	5,48,291	-	-	5,48,291	1,02,843	-	11,734	88,129	1,02,870
Furniture & Fixtures	14.33%	56,69,584	-	-	56,69,584	3,46,169	-	41,424	1,61,698	2,02,122
Furniture & Fixtures - Food Court	14.33%	3,35,124	-	-	3,35,124	28,69,060	-	33,96,894	38,38,480	30,00,324
Fire Safety System	20%	72,11,852	-	-	72,11,852	1,89,841	-	1,89,841	1,42,283	1,66,083
IT Equipment	25%	77,174	-	-	77,174	37,025	-	57,23,713	14,89,139	18,60,174
IT Network	25%	28,41,604	84,828	-	28,41,604	33,980	-	55,133	1,04,869	1,33,853
Leasehold Land	25%	10,00,00,000	-	-	10,00,00,000	1,60,002	-	23,41,624	4,99,980	6,66,640
Library Books & Digital Materials	33.33%	26,23,872	800	-	26,24,672	23,10,295	-	24,15,077	2,09,595	3,13,577
Laboratory & Scientific Equipment	20%	81,84,097	2,24,810	1,51,100	83,57,807	5,19,187	-	61,44,202	21,17,605	25,59,082
Office Equipment	20%	13,57,320	-	-	13,57,320	8,46,404	-	9,48,387	4,08,733	5,10,916
Plant & Machinery	20%	16,18,145	34,500	-	16,52,645	6,26,719	-	8,24,191	9,91,426	10,11,075
Renovation of Building	2%	3,13,54,823	1,11,66,562	-	4,25,21,385	4,96,410	-	12,32,477	4,32,88,908	3,08,58,413
Renovation of Building - Food Court	2%	11,07,244	-	-	11,07,244	96,169	-	1,16,391	9,90,853	10,11,075
Sports Equipment	20%	25,200	-	-	25,200	14,878	-	16,942	8,238	10,322
Soft Furniture	14.33%	3,37,748	23,164	-	3,60,912	35,824	-	80,047	2,76,065	2,96,924
Utenals - Food Court	25%	1,40,732	-	-	1,40,732	1,01,784	-	1,11,526	29,226	38,968
Utenals	25%	41,725	-	-	41,725	19,742	-	25,245	16,510	22,013
B. INTANGIBLE ASSETS										
Computer Software	25%	9,19,353	10,266	-	9,29,619	4,73,147	-	5,87,265	3,42,354	4,46,206
TOTAL (A+B)		18,20,31,214	1,29,67,669	1,51,100	17,98,47,883	47,78,757	-	3,26,77,303	16,21,70,381	15,41,33,379

SCHEDULE 4: FIXED ASSETS (PPPE)

DESCRIPTION	RATE OF DEPRECIATION	GROSS BLOCK				DEPRECIATION			NET BLOCK	
		VALUE AS AT 31.03.2018	ADDITIONS DURING THE YEAR	DEDUCTIONS DURING THE YEAR	VALUE AS AT 31.03.2019	FOR THE YEAR	ON REDUCTION DURING THE YEAR	TOTAL UPTO 31.03.2019	AS AT 31.03.2019	AS AT 31.03.2018
A-TANGIBLE ASSETS										
Audio-Visual Equipment	20%	10,68,144	1,78,870	-	12,47,014	1,56,740	-	5,82,415	6,64,599	6,41,869
Computer Hardware	25%	1,46,60,695	26,05,304	1,91,685	1,80,72,314	81,88,916	-	1,01,49,772	79,21,542	64,71,717
Electrical Appliances	14.33%	93,890	-	-	93,890	31,062	-	40,152	55,538	64,628
Furniture & Fixtures	14.33%	3,160	-	-	3,160	71	-	862	2,098	2,449
IT Equipment	25%	60,36,460	2,50,178	48,900	62,37,738	35,63,083	-	41,73,672	20,64,064	24,74,377
Library Books & Digital Materials	33.33%	47,15,093	14,53,887	57,045	61,17,925	6,113,935	-	39,01,185	21,36,750	13,31,279
Laboratory & Scientific Equipment	20%	1,00,42,135	19,99,919	-	1,20,42,054	45,79,948	-	59,12,024	61,29,230	54,02,887
Office Equipment	20%	1,920	-	-	1,920	2,425	-	3,018	932	1,168
Plant & Machinery	20%	32,000	74,90,358	2,99,630	4,38,46,255	22,562	-	24,450	2,580	9,438
TOTAL (A)		3,66,67,527	24,91,946	2,99,630	4,38,46,255	1,99,77,298	-	2,27,073	1,89,79,203	1,66,90,179
B. INTANGIBLE ASSETS										
Computer Software	25%	8,97,873	2,42,946	-	11,41,769	4,77,392	-	6,12,093	5,28,776	4,20,431
TOTAL (B)		8,97,873	2,42,946	-	11,41,769	4,77,392	-	6,12,093	5,28,776	4,20,431
TOTAL (A+B)		37,85,55,000	27,34,892	2,99,630	4,49,90,024	2,04,54,690	-	2,33,193	1,95,08,079	1,71,00,610

SCHEDULE 4: FIXED ASSETS (DEPOSIT)

DESCRIPTION	RATE OF DEPRECIATION	GROSS BLOCK				DEPRECIATION			NET BLOCK	
		VALUE AS AT 31.03.2018	ADDITIONS DURING THE YEAR	DEDUCTIONS DURING THE YEAR	VALUE AS AT 31.03.2019	FOR THE YEAR	ON REDUCTION DURING THE YEAR	TOTAL UPTO 31.03.2019	AS AT 31.03.2019	AS AT 31.03.2018
A-TANGIBLE ASSETS										
Furniture, Fixtures & Fittings	14.33%	-	44,500	-	44,500	6,377	-	6,377	38,123	-
IT Equipment	25%	-	4,200	-	4,200	1,050	-	1,050	3,150	-
Library Books & Digital Materials	33.33%	-	2,240	-	2,240	747	-	747	1,491	-
Laboratory & Scientific Equipment	20%	-	10,237	-	10,237	4,200	-	4,200	16,800	-
Office Equipment	20%	-	28,449	-	28,449	5,344	-	5,344	23,105	-
Renovation of Building	2%	-	31,36,612	-	31,36,612	62,732	-	62,732	30,73,880	-
Soft Furniture	14.33%	-	69,582	-	69,582	9,971	-	9,971	59,611	-
TOTAL (A)		-	33,16,820	10,237	33,06,583	90,421	-	90,421	32,16,162	-
B. INTANGIBLE ASSETS										
Computer Software	25%	-	33,16,820	-	33,16,820	90,421	-	90,421	32,16,162	-
TOTAL (A+B)		-	33,16,820	10,237	33,06,583	90,421	-	90,421	32,16,162	-

[Signature]
Accounts Officer
Presidency University
Kolkata

[Signature]
Finance Officer
Presidency University
Kolkata

PRESIDENCY UNIVERSITY
86/1 COLLEGE STREET, KOLKATA 700 073

SELF GENERATED FUND

SCHEDULE 15 : ADMINISTRATIVE & GENERAL EXPENSES

PARTICULARS	SGF	SGF- II	2018-19	2017-18
Travelling And Conveyance Expenses	-	-	-	-
Bank Charges	-	1,00,114	1,00,114	1,70,548
Meeting Expenses	-	4,210	4,210	6,926
Rent, Rates & taxes	-	4,20,363	4,20,363	1,500
Consultancy And Profession Fees	2,131	-	2,131	37,585
Student Welfare	-	2,97,950	2,97,950	2,876
Miscliencous	-	81,000	81,000	93,240
Service Charges	-	60,341	60,341	-
TOTAL	2,131	20,87,595	20,89,726	4,26,377

SCHEDULE 16 : TRANSPORTATION EXPENSES

PARTICULARS	SGF	SGF- II	2018-19	2017-18
Vehicle Hire Charges	-	-	-	52,850
TOTAL	-	-	-	52,850

SCHEDULE 17 : REPAIR & MAINTENANCE

PARTICULARS	SGF	SGF- II	2018-19	2017-18
Lab Equipment	-	-	-	20,400
TOTAL	-	-	-	20,400

S. S. S.
Accounts Officer
Presidency University
Kolkata

[Signature]
Finance Officer
Presidency University
Kolkata



SCHEDULE 4: FIXED ASSETS (SELF GENERATED FUND)

DESCRIPTION	RATE OF DEPRECIATION	GROSS BLOCK				DEPRECIATION			NET BLOCK		
		VALUE AS AT 31.03.2018	ADDITIONS DURING THE YEAR	DEDUCTIONS DURING THE YEAR	VALUE AS AT 31.03.2019	ACCUMULATE D AMOUNT UPTO 31.03.2018	FOR THE YEAR	ON DEDUCTIONS DURING THE YEAR	TOTAL UPTO 31.03.2019	AS AT 31.03.2019	AS AT 31.03.2018
A. TANGIBLE ASSETS											
Audio Visual Equipment	20%	3,87,325	6,150	-	4,03,475	2,02,638	41,459	-	2,44,097	1,59,378	1,84,687
Building	2%	8,000	-	-	8,000	1,196	136	-	1,332	6,668	8,804
Computer Hardware	25%	34,87,988	18,83,784	-	53,71,772	21,80,222	12,81,436	-	34,61,658	19,10,114	13,07,766
Electrical Appliances	14.33%	98,944	-	-	98,944	32,980	9,453	-	42,433	56,511	65,984
Furniture & Fixtures	14.33%	5,91,705	-	-	5,91,705	3,20,925	38,803	-	3,59,728	2,31,977	2,70,780
IT Equipment	25%	1,31,140	1,19,608	-	2,50,748	67,224	49,225	-	1,16,449	1,34,299	63,916
Laboratory/Science Equipment	20%	1,62,50,811	1,95,88,034	-	3,58,38,845	1,05,28,476	1,13,68,914	-	2,18,97,390	1,39,41,455	53,22,335
Library Books & Digital Materials	33.33%	1,33,34,089	90,510	-	1,54,24,599	1,45,61,989	2,88,539	-	1,48,50,528	5,74,071	1,72,100
Office Equipment	20%	5,91,286	-	-	5,91,286	3,22,529	53,751	-	3,76,280	2,15,068	2,68,757
Plant & Machinery	20%	2,26,677	-	-	2,26,677	1,84,971	8,341	-	1,93,312	33,365	41,706
Renovation of Building*	20%	10,56,960	-	-	10,56,960	36,030	20,419	-	56,449	10,60,511	16,20,930
Sports Equipment	20%	2,11,353	-	-	2,11,353	1,67,746	8,721	-	1,76,467	34,886	43,607
Soft Furniture	14.33%	1,97,832	-	-	1,97,832	58,946	19,902	-	78,848	1,18,984	1,38,886
Utensils	25%	94,200	-	-	94,200	45,649	12,138	-	57,787	36,413	48,551
TOTAL (A)		3,06,68,310	2,16,98,086	-	6,03,66,396	2,87,11,521	1,32,01,337	-	4,19,12,758	1,84,53,638	99,56,789
B. INTANGIBLE ASSETS											
Computer Software	25%	8,99,314	44,567	-	9,43,881	6,41,435	75,121	-	7,16,556	2,27,325	2,57,879
TOTAL (B)		8,99,314	44,567	-	9,43,881	6,41,435	75,121	-	7,16,556	2,27,325	2,57,879
TOTAL (A+B)		3,95,67,624	2,17,42,653	-	6,13,10,277	2,93,52,956	1,32,76,358	-	4,26,29,314	1,86,80,963	1,02,14,668

SCHEDULE 4: FIXED ASSETS (SELF GENERATED FUND II)

DESCRIPTION	RATE OF DEPRECIATION	GROSS BLOCK			DEPRECIATION		NET BLOCK				
		VALUE AS AT 31.03.2018	ADDITIONS DURING THE YEAR	DEDUCTIONS DURING THE YEAR	VALUE AS AT 31.03.2019	ACCUMULATE D AMOUNT UPTO 31.03.2018	FOR THE YEAR	ON DEDUCTIONS DURING THE YEAR	TOTAL UPTO 31.03.2019	AS AT 31.03.2019	AS AT 31.03.2018
A. TANGIBLE ASSETS											
Furniture & Fixtures	14.33%	1,87,626	-	-	1,87,626	37,003	22,157	-	55,160	1,32,466	1,51,623
Laboratory/Science Equipment	20%	8,89,030	-	-	8,89,030	88,903	1,60,025	-	2,48,928	6,40,102	8,00,127
Renovation of Building	2%	57,25,765	2,11,902	-	59,37,667	97,938	1,14,676	-	2,12,614	57,25,059	56,27,827
TOTAL (A+B)		66,02,421	2,11,902	-	70,14,323	2,19,944	2,96,858	-	5,16,702	64,97,631	65,82,577

Note: Additions under "Additions during the Period" sub-column of Gross Block includes: Rs.1,61,802/- for Audio Visual Equipment; Rs. 18,83,784/- for Computer Hardware; Rs. 1,95,88,034/- for Library Books & Digital Materials; Rs. 66,088/- for IT Equipment and Rs. 44,567/- for Computer Software which were transferred from Project Fund for closure of certain projects and the figures under "For the Year" sub column of Depreciation includes the accumulated depreciation of Rs. 1,12,51,868/- upto 31/03/19 in respect of the said Assets.



Sanjay
Accounts Officer
Presidency University
Kolkata

Alankar
Finance Officer
Presidency University
Kolkata

SCHEDULE 5: CAPITAL WORK IN PROGRESS

PARTICULARS	2018-19			2017-18
	Development Fund	RUSA Fund	Total	
WBHIDCO against construction of 2nd Campus (including Boundary Wall) Building	1,25,31,626	-	1,25,31,626	-
TOTAL	1,25,31,626	-	1,25,31,626	1,25,31,626

SCHEDULE 6: CAPITAL ADVANCE

PARTICULARS	2018-19			2017-18
	Development Fund	RUSA Fund	Total	
Advance To PWD against Various Works	2,35,47,732	-	2,35,47,732	2,16,39,487
Advance To WBHIDCO against construction of 2nd Campus (including Boundary Wall)	1,61,83,13,384	-	1,61,83,13,384	1,28,23,20,953
Advance To PWD, Darjeeling Division against construction of Himalayan Centre at Kurseong	51,94,181	-	51,94,181	51,94,181
Advance To PWD from RUSA Fund against Various Works	-	8,00,83,986	8,00,83,986	-
TOTAL	1,64,70,55,297	8,00,83,986	1,72,71,39,283	1,30,91,54,621

SCHEDULE 7: INVESTMENTS IN FIXED DEPOSITS

PARTICULARS	2018-19			2017-18
	Development Fund	RUSA Fund	Total	
FIXED DEPOSITS -With Bank Of India	3,54,44,390	-	3,54,44,390	4,76,75,256
TOTAL	3,54,44,390	-	3,54,44,390	4,76,75,256

SCHEDULE 8: CURRENT ASSETS

PARTICULARS	2018-19			2017-18
	Development Fund	RUSA Fund	Total	
1. CASH AT BANK In Savings Account With Bank Of India In Savings Account With Canara Bank	69,38,538	-	69,38,538	1,13,88,743
2. ACCRUED INTEREST ON FIXED DEPOSIT -With Bank Of India	-	2,00,14,644	2,00,14,644	-
TOTAL	9,35,479	2,00,14,644	2,74,88,661	14,73,021

SCHEDULE 9: LOAN ADVANCE & DEPOSITS

PARTICULARS	Total			2017-18
	Development Fund	RUSA Fund	Total	
TDS Receivable	1,51,692	-	1,51,692	10,974
Receivable From Vice Chancellors Fund For Excellence	44,663	-	44,663	-
Security Deposit Paid to CESC	2,33,55,234	-	2,33,55,234	81,88,768
TOTAL	2,35,51,589	-	2,35,51,589	81,99,742

SCHEDULE 10: INCOME FROM INVESTMENTS

PARTICULARS	Total			2017-18
	Development Fund	RUSA Fund	Total	
INTEREST ON FIXED DEPOSITS Including interest accrued Rs. 9,35,479/- in 2018-19 and Rs. 14,73,021/- in 2017-18	25,62,298	-	25,62,298	80,50,217
TOTAL (Transfer To Earmarked / Endowment)	25,62,298	-	25,62,298	80,50,217

SCHEDULE 11: OTHER INCOME

PARTICULARS	2018-19			2017-18
	Development Fund	RUSA Fund	Total	
INTEREST ON: -Savings Bank Account With Bank Of India -Savings Bank Account With Canara Bank	6,04,726	-	6,04,726	16,24,629
INTEREST ON SECURITY DEPOSIT (Electricity)	8,63,370	98,630	9,62,000	-
TOTAL	14,68,096	98,630	15,66,726	16,24,629

SCHEDULE 12: ADMINISTRATIVE & GENERAL EXPENSES

PARTICULARS	2018-19			2017-18
	Development Fund	RUSA Fund	Total	
IT Consumables	-	-	-	59,692
Gardening	-	-	-	7,98,081
Bank Charges	4,752	-	4,752	716
TOTAL	4,752	-	4,752	8,58,489

SCHEDULE 13: REPAIR & MAINTENANCE

PARTICULARS	2018-19			2017-18
	Development Fund	RUSA Fund	Total	
Lab equipment	-	-	-	-
Computer	17,700	-	17,700	-
TOTAL	17,700	-	17,700	15,500

Alankar
Finance Officer
Presidency University

Sanjay
Accounts Officer
Presidency University

SCHEDULE 4: FIXED ASSETS

DESCRIPTION	RATE OF DEPRECIATION	GROSS BLOCK				DEPRECIATION			NET BLOCK		
		VALUE AS AT 31.03.2018	ADDITIONS DURING THE YEAR	DEDUCTIONS DURING THE YEAR	VALUE AS AT 31.03.2019	ACCUMULATED AMOUNT UPTO 31.03.2018	FOR THE YEAR	ON DEDUCTIONS DURING THE YEAR	TOTAL UPTO 31.03.2019	AS AT 31.03.2019	AS AT 31.03.2018
TANGIBLE ASSETS											
Audio - Visual Equipment	20%	51,15,629	7,62,471	-	58,78,100	15,81,982	8,59,224	-	24,41,206	34,36,854	35,33,647
Computer Hardware	25%	1,66,68,142	25,724	-	1,66,93,866	63,90,784	25,75,771	-	89,66,555	77,27,311	1,02,77,380
Electrical Appliances	14.33%	1,88,947	-	-	1,88,947	38,674	21,534	-	60,208	1,28,739	1,50,273
Electrical Installation	14.33%	10,77,66,671	-	-	10,77,66,671	2,07,33,671	1,24,71,829	-	3,32,05,500	7,45,61,171	8,70,33,000
Furniture, Fixture & Fittings	14.33%	3,65,31,233	-	-	3,65,31,233	92,91,604	39,03,439	-	1,31,95,043	2,33,36,190	2,72,39,629
IT Equipment	25%	27,64,783	-	-	27,64,783	16,70,349	2,73,609	-	19,43,958	8,20,825	10,94,434
NET - Network	25%	3,76,23,553	3,62,534	-	3,79,86,087	1,96,50,436	45,83,913	-	2,42,34,349	1,37,51,738	1,79,73,117
Laboratory & Scientific Equipment	20%	70,86,887	1,60,11,573	-	2,30,53,797	28,84,926	26,12,720	-	54,97,646	1,75,56,151	42,01,981
Library Books & Digital Materials	33.33%	2,84,83,875	-	-	2,84,83,875	85,68,021	66,37,954	-	3,37,305	1,32,77,900	1,99,13,854
Office Equipment	20%	7,97,407	2,46,533	-	10,43,940	1,60,896	1,76,609	-	3,67,697	7,06,435	6,36,511
Renovation of Hindu Hostel	2%	16,10,834	2,28,06,391	-	2,44,17,225	1,09,608	2,58,089	-	1,21,39,659	2,40,49,528	15,01,225
Sports equipment	2%	31,51,28,960	1,16,25,903	-	32,67,54,863	58,12,430	63,27,229	-	24,015	31,46,15,204	30,93,16,539
TOTAL (A)	20%	55,98,23,558	5,18,41,129	44,663	61,16,20,024	7,69,09,240	4,07,10,076	-	11,76,19,316	49,46,00,708	48,29,14,318
B. INTANGIBLE ASSETS											
Computer Software	25%	13,27,850	5,09,395	-	18,37,245	6,74,299	2,27,062	-	9,01,361	9,35,884	6,51,551
TOTAL (B)		13,27,850	5,09,395	-	18,37,245	6,74,299	2,27,062	-	9,01,361	9,35,884	6,51,551
TOTAL		56,11,51,408	5,23,50,524	44,663	61,34,57,269	7,75,83,539	4,09,37,138	-	11,85,20,677	49,49,36,592	48,35,67,869

[Signature]
Accounts Officer
Presidency University
Kolkata

[Signature]
Finance Officer
Presidency University
Kolkata



PRESIDENCY UNIVERSITY
86/1 COLLEGE STREET, KOLKATA 700 073

ENDOWMENT FUND

SCHEDULE 5 : INVESTMENT IN FIXED DEPOSITS

PARTICULARS	2018-19	2017-18
FIXED DEPOSITS AGAINST ENDOWMENT FUND		
II) FIXED DEPOSITS WITH CANARA BANK	45,11,259	45,02,565
III) FIXED DEPOSITS WITH STATE BANK OF INDIA	17,20,292	16,29,202
TOTAL	62,31,551	61,31,767

SCHEDULE 6 : CURRENT ASSETS

PARTICULARS	2018-19	2017-18
1.CASH IN HAND	-	-
2.CASH AT BANK		
-In Savings Bank Account With Canara Bank	27,25,428	22,25,930
-In Savings Bank Account With State Bank Of India	5,66,244	5,52,557
3. ACCRUED INTEREST ON FIXED DEPOSITS WITH SBI	30,562	29,168
4. ACCRUED INTEREST ON FIXED DEPOSITS WITH CANARA BANK	41,502	47,746
TOTAL	33,63,736	28,55,401

SCHEDULE 7 : LOANS, ADVANCES & DEPOSITS

PARTICULARS	2018-19	2017-18
1. TDS RECEIVABLE	28,826	18,230
2. ADVANCE TO STAFF	-	-
3. RECEIVABLE FROM VICE-CHANCELLOR'S FUND FOR EXCELLENCE	98,000	98,000
TOTAL	1,26,826	1,16,230

SCHEDULE 8 : INCOME FROM INVESTMENTS

PARTICULARS	2018-19	2017-18
INTEREST ON FIXED DEPOSITS		
-With State Bank of India (Including Interest accrued Rs.30,562/- in 2018-19 and Rs.29,168/- in 2017-18)	1,03,461	1,27,703
-With Canara Bank (Including Interest accrued Rs.41,502/- in 2018-19 and Rs.47,746/- in 2017-18)	3,39,625	3,45,240
TOTAL (Transfer To Earmarked / Endowment)	4,43,086	4,72,943

SCHEDULE 9 : OTHER INCOME

PARTICULARS	2018-19	2017-18
INTEREST ON SAVINGS ACCOUNTS:		
-With State Bank Of India	20,549	25,369
-With Canara Bank	88,291	86,353
TOTAL	1,08,840	1,11,722

SCHEDULE 10 : ACADEMIC EXPENSES

PARTICULARS	2018-19	2017-18
Stipend, Scholarship And Prizes	1,49,140	2,75,543
Cultural & Ceremonial Expenses	2,867	-
Seminar & Workshop	7,090	97,216
TOTAL	1,59,097	3,72,759

SCHEDULE 11 : ADMINISTRATIVE AND GENERAL EXPENSES

PARTICULARS	2018-19	2017-18
Printing Charges	0	4106
Bank Charges	487	36
TOTAL	487	4,142

[Signature]
Accounts Officer
Presidency University
Kolkata

[Signature]
Finance Officer
Presidency University
Kolkata



PRESIDENCY UNIVERSITY
86/1 COLLEGE STREET, KOLKATA 700 073

PRESIDENCY UNIVERSITY VICE CHANCELLOR'S FUND FOR EXCELLENCE

SCHEDULE 5: INVESTMENT IN FIXED DEPOSITS

PARTICULARS	2018-19	2017-18
FIXED DEPOSITS AGAINST ENDOWMENT FUND		
-With Canara Bank	77,75,709	75,45,709
-With Axis Bank	7,53,88,503	7,37,51,847
TOTAL	8,31,64,212	8,12,97,556

SCHEDULE 6 : CURRENT ASSETS

PARTICULARS	2018-19	2017-18
1. CASH AT BANK		
-In Savings Bank Account With Axis Bank Ltd	56,35,541	32,92,593
-In Savings Bank Account With Bank of India	1,37,933	1,33,209
5. ACCRUED INTEREST ON FIXED DEPOSITS		
-With Canara Bank	1,14,468	1,18,552
-With Axis Bank Ltd	14,52,212	15,68,495
TOTAL	73,40,153	51,12,848

SCHEDULE 7 : LOAN ADVANCE & DEPOSITS

PARTICULARS	2018-19	2017-18
1. ADVANCE TO STAFF	-	60,000
2. RECEIVABLE FROM ENDOWMENT FUND	16,17,367	14,36,108
3. RECEIVABLE FROM SELF- GENERATED FUND	-	-
4. TDS RECEIVABLE	8,322	8,322
TOTAL	16,25,689	15,04,430

SCHEDULE 8 : INCOME FROM INVESTMENTS

PARTICULARS	2018-19	2017-18
INTEREST ON FIXED DEPOSITS		
-With Canara Bank (Including Interest accrued Rs.1,14,468/- in 2018-19 and Rs.1,18,552/- in 2017-18)	6,83,298	6,79,292
-With Bank Of India (Including Interest accrued NIL in 2017-18)	-	16,613
-With Axis Bank Ltd (Including Interest accrued Rs.14,52,212/- in 2018-19 and Rs.15,68,495/- in 2017-18)	60,69,729	59,27,339
TOTAL (Transfer To Earmarked / Endowment)	67,53,027	66,23,244

SCHEDULE 09 : OTHER INCOME

PARTICULARS	2018-19	2017-18
INTEREST ON SAVINGS ACCOUNTS:		
-With Bank of India	4,724	9410
-With Axis Bank Ltd	1,29,008	56,622
TOTAL	1,33,732	66,032

SCHEDULE 10 : STAFF PAYMENTS & BENEFITS

PARTICULARS	2018-19	2017-18
Gross Salary - Chair Professor in History	10,97,211	8,81,719
Gross Salary - Infosys Chair Professor in Economics	4,25,806	41,40,000
TOTAL	15,23,017	50,21,719

SCHEDULE 11 : ACADEMIC EXPENSES

PARTICULARS	2018-19	2017-18
Seminar & Workshop-NKM Endowment Lecture	48,898	95,094
Stipend, Scholarship & Prizes	1,36,575	1,21,740
Seminar & Workshop	2,61,820	2,29,130
Scholarship-Merit cum Means	4,67,957	6,43,894
TOTAL	9,15,250	10,89,758

SCHEDULE 12 : ADMINISTRATIVE & GENERAL EXPENSES

PARTICULARS	2018-19	2017-18
Consultancy & professional Fees	5,900	5,900
Advertisement & Publicity	28,633	4,09,834
TOTAL	34,533	4,15,734

Shankar
Accounts Officer
Presidency University
Kolkata

Shankar
Finance Officer
Presidency University
Kolkata



PRESIDENCY UNIVERSITY
86/1 COLLEGE STREET, KOLKATA 700 073

STUDENTS' ACTIVITIES FUND

SCHEDULE 1: STUDENTS' ACTIVITIES FUND (DESIGNATED FUND)

PARTICULARS	2018-19	2017-18
A. OPENING BALANCE OF FUND	10,18,629	6,21,249
B. ADDITION TO THE FUND:		
-Sponsorship	1,21,000	1,08,000
-Transfer from Self Generated Fund II	6,37,670	5,10,034
-Surplus For The Year Transferred From Income & Expenditure Account	42,665	34,908
TOTAL (A+B)	18,19,964	12,74,191
C. UTILIZATION OF FUND		
-Transfer to Self Generated Fund-II	-	200
Revenue Expenditure transferred to Income & Expenditure		
-Academic Expenses	4,44,990	2,55,326
-Administrative and General Expenses	42	36
TOTAL (C)	4,45,032	2,55,562
NET BALANCE AS AT 31-3-2019 (A+B-C)	13,74,932	10,18,629

SCHEDULE 2 : CURRENT LIABILITIES & PROVISION

PARTICULARS	2018-19	2017-18
CURRENT LIABILITIES		
TDS U/S 194C	20	-
TDS U/S 194J	-	10,000
TOTAL	20	10,000

SCHEDULE 3 : INVESTMENT IN FIXED DEPOSITS

PARTICULARS	2018-19	2017-18
FIXED DEPOSITS		
-With Cananra Bank	4,27,692	4,00,000
TOTAL	4,27,692	4,00,000

SCHEDULE 4 : CURRENT ASSETS

PARTICULARS	2018-19	2017-18
I. CASH AT BANK		
-In Savings Account With Canara Bank	9,10,203	4,30,731
2.ACCRUED INTEREST ON		
-Fixed Deposit With Canara Bank	20,057	19,498
TOTAL	9,30,260	4,50,229

SCHEDULE 5 : LOAN, ADVANCE & DEPOSITS

PARTICULARS	2018-19	2017-18
1.TDS RECEIVABLE	-	1,400
2.ADVANCE TO STAFF	17,000	1,77,000
TOTAL	17,000	1,78,400

SCHEDULE 6 : INCOME FROM INVESTMENTS

PARTICULARS	2018-19	2017-18
Interest On Fixed Deposit	28,251	21,199
TOTAL	28,251	21,199

SCHEDULE 7 : OTHER INCOME

PARTICULARS	2018-19	2017-18
INTEREST ON:		
-Savings Bank Account With Canara Bank	14,414	13,709
TOTAL	14,414	13,709

SCHEDULE 8 : ACADEMIC EXPENSES

PARTICULARS	2018-19	2017-18
Debate Expenses	2,514	-
Cultural & Ceremonial Expenses	4,25,000	2,48,326
Sports & Game Expenses	17,476	7,000
TOTAL	4,44,990	2,55,326

SCHEDULE 9 : ADMINISTRATIVE & GENERAL EXPENSES

PARTICULARS	2018-19	2017-18
Bank Charges	42	36
TOTAL	42	36

Debi
Accounts Officer
Presidency University
Kolkata

Phan
Finance Officer
Presidency University
Kolkata



Details of expenditure on maintenance of Physical facilities

	2019-20	State Fund	SGF	SDF	EF	PUCF	FAEA	SAF	CF	TOTAL
Administrative Expenditure (Sch-14) or (Sch-15) or (Sch-16)	6,01,22,280.00	3,64,156.00	1,545.00	327.00	10,620.00	-	72.00	1,180.00	6,05,00,180.00	
Less: Expenditure not considered										
Recruitment Expenses	73,619.00								73,619.00	
Advertisement & Publicity	3,09,383.00								3,09,383.00	
Meeting Expenses	12,06,510.00								12,06,510.00	
Telephone & Fax	2,55,891.00								2,55,891.00	
Legal Expenses	19,12,086.00								19,12,086.00	
Electricity	1,75,59,976.00								1,75,59,976.00	
Net Administrative Expenditure	3,88,04,815.00	3,64,156.00	1,545.00	327.00	10,620.00	-	72.00	1,180.00	3,91,82,715.00	
Add: Repairs & Maintenance (Sch-16) or (Sch-17) or (Sch-18)	32,69,795.00	98,471.00	17,700.00						33,85,966.00	
Renovation of Building (Sch-4, FA) & (Sch-6)	3,08,629.00	0	52,11,027.00						55,19,656.00	
Expenditure on maintenance of Physical Facilities	4,23,83,239.00	4,62,627.00	52,30,272.00	327.00	10,620.00	-	72.00	1,180.00	4,80,88,337.00	

Accounts Officer (2nd Campus)
Presidency University
Kolkata

Finance Officer
Presidency University
Kolkata

Director
Internal Quality Assurance Cell (IQAC)
Presidency University
Kolkata-700073

COUNTER SIGNED BY

Registrar
Presidency University
Kolkata - 700 073

PRESIDENCY UNIVERSITY
86/1 COLLEGE STREET, KOLKATA 700 073

STATE FUND

SCHEDULE 16: ADMINISTRATIVE & GENERAL EXPENSES

PARTICULARS	2019-20		2019-20	2018-19
	State Fund	Deposit Fund		
Student Welfare	2,764	-	2,764	21,159
Office Maintenance	-	-	-	-
Gardening	-	-	-	15,47,672
Recruitment Expenses	73,619	-	73,619	8,89,852
Cultural And Ceremonial Expenses	62,426	-	62,426	3,38,880
Cultural & Ceremonial Expenses- SPICMACAY	-	-	-	-
Consultants & Professional Fees	1,59,94,596	-	1,59,94,596	1,62,50,718
Technical Processing for Books	30,000	-	30,000	-
Extra Curricular Activities	-	-	-	2,17,500
Security Charges	99,47,759	-	99,47,759	1,26,88,495
Printing And Stationary	7,42,174	-	7,42,174	9,94,460
Advertisement And Publicity	3,09,383	-	3,09,383	9,03,860
Audit Fees	36,556	-	36,556	18,856
Bank Charges	4,012	-	4,012	7,938
Meeting Expenses	11,97,510	9,000	12,06,510	19,13,184
Medical Expenses	7,673	-	7,673	4,170
Housekeeping Expenses	70,93,927	-	70,93,927	66,77,899
Staff Welfare Expenses	-	-	-	743
Staff Development Expenses	21,477	-	21,477	23,021
Internet Connection	16,65,990	-	16,65,990	16,67,392
IT Consumables	2,36,794	-	2,36,794	3,92,926
IT Maintenance	-	-	-	14,33,822
Telephone & Fax	2,55,891	-	2,55,891	3,13,997
Postage & Stamp	75,316	-	75,316	1,05,806
Shifting Charges	-	-	-	-
Travelling And Conveyance Expenses	1,77,395	-	1,77,395	2,02,932
Website Maintenance	84,960	-	84,960	6,85,946
Legal Expenses	19,12,086	-	19,12,086	57,38,939
Students' Election Expenses	41,504	-	41,504	-
Rent, Rates & Taxes	3,450	-	3,450	-
Hostel Expenses	25,69,770	-	25,69,770	1,05,66,982
Electricity	1,75,59,976	-	1,75,59,976	98,65,264
Miscellaneous Expenses	6,272	-	6,272	36,191
TOTAL	6,01,13,280	9,000	6,01,22,280	7,35,08,604

SCHEDULE 17: TRANSPORTATION EXPENSES

PARTICULARS	2019-20		2019-20	2018-19
	State Fund	Deposit Fund		
Fuel Expenses	-	-	-	-
Bus /Car Hire Charges	38,08,472	-	38,08,472	59,08,217
TOTAL	38,08,472	-	38,08,472	59,08,217

SCHEDULE 18: REPAIR & MAINTENANCE

PARTICULARS	2019-20		2019-20	2018-19
	State Fund	Deposit Fund		
Playground	-	-	-	-
Plumbing	-	-	-	-
Equipment	88,700	-	88,700	1,38,000
Elevator	-	-	-	-
Electrical	-	-	-	-
Lab/Scientific Equipment	10,15,242	-	10,15,242	8,81,144
Furniture, Fixtures And Fittings	2,41,678	-	2,41,678	18,72,464
Office Equipment	1,53,121	-	1,53,121	1,88,026
Campus Maintenance	2,03,606	-	2,03,606	11,09,413
Building	5,21,233	-	5,21,233	8,42,499
IT Equipment	6,12,420	-	6,12,420	7,05,142
Computer Hardware	-	-	-	-
Pest Control and Cleaning	-	-	-	57,154
Others	4,33,795	-	4,33,795	13,21,334
TOTAL	32,69,795	-	32,69,795	71,20,246

[Signature]
Accounts Officer
Presidency University
Kolkata

[Signature]
Finance Officer
Presidency University
Kolkata



PRESIDENCY UNIVERSITY
86/1 COLLEGE STREET, KOLKATA 700 073
SELF GENERATED FUND

SCHEDULE 15 : ADMINISTRATIVE & GENERAL EXPENSES

PARTICULARS	SGF	SGF- II	2019-20	2018-19
Travelling And Conveyance Expenses	-	43,389	43,389	1,00,114
Bank Charges	-	12,222	12,222	4,210
Meeting Expenses	-	-	-	4,20,363
Rent, Rates & taxes	18	81,204	81,222	2,131
Consultancy And Profession Fees	-	2,950	2,950	2,97,950
Student Welfare	-	1,65,979	1,65,979	81,000
Students' Election Expenses	-	33,660	33,660	-
Miscellaneous	-	-	-	60,341
Service Charges	-	24,734	24,734	11,23,617
TOTAL	18	3,64,138	3,64,156	20,89,726

SCHEDULE 16 : TRANSPORTATION EXPENSES

PARTICULARS	SGF	SGF- II	2019-20	2018-19
Vehicle Hire Charges	-	-	-	-
TOTAL	-	-	-	-

SCHEDULE 17 : REPAIR & MAINTENANCE

PARTICULARS	SGF	SGF- II	2019-20	2018-19
Lab Equipment	-	98,471	98,471	-
TOTAL	-	98,471	98,471	-

[Signature]
Accounts Officer
Presidency University
Kolkata

[Signature]
Finance Officer
Presidency University
Kolkata



PRESIDENCY UNIVERSITY
86/1 COLLEGE STREET, KOLKATA 700 073
STATE (DEVELOPMENT) FUND

SCHEDULE 5: CAPITAL WORK IN PROGRESS

PARTICULARS	2019-20			2018-19
	Development Fund	RUSA Fund	Total	
WBHIDCO against construction of 2nd Campus (including Boundary Wall)	1,58,94,62,455	-	1,58,94,62,455	1,25,31,626
Building	3,68,528	-	3,68,528	3,68,528
TOTAL	1,58,98,30,983	-	1,58,98,30,983	1,29,00,154

SCHEDULE 6: CAPITAL ADVANCE

PARTICULARS	2019-20			2018-19
	Development Fund	RUSA Fund	Total	
Advance To PWD against Various Works	2,28,16,345	-	2,28,16,345	2,35,47,732
Advance To WBHIDCO against construction of 2nd Campus (including Boundary Wall)	10,32,02,292	-	10,32,02,292	1,61,83,13,384
Advance To PWD, Darjeeling Division against construction of Himalayan Centre at Kurseong	51,94,181	-	51,94,181	51,94,181
Advance To PWD from RUSA Fund against Various Works	-	1,72,02,574	1,72,02,574	8,00,83,986
TOTAL	13,12,12,818	1,72,02,574	14,84,15,392	1,72,71,39,283

SCHEDULE 7: INVESTMENTS IN FIXED DEPOSITS

PARTICULARS	2019-20			2018-19
	Development Fund	RUSA Fund	Total	
FIXED DEPOSITS				
-With Bank Of India	3,41,28,999	-	3,41,28,999	3,54,44,390
TOTAL	3,41,28,999	-	3,41,28,999	3,54,44,390

SCHEDULE 8: CURRENT ASSETS

PARTICULARS	2019-20			2018-19
	Development Fund	RUSA Fund	Total	
1. CASH AT BANK				
In Savings Account With Bank Of India	45,77,688	-	45,77,688	65,38,538
In Savings Account With Canara Bank	-	5,23,90,112	5,23,90,112	2,00,14,644
2. ACCRUED INTEREST ON FIXED DEPOSIT				
-With Bank Of India	10,11,234	-	10,11,234	9,35,479
TOTAL	55,88,922	5,23,90,112	5,79,79,034	2,74,88,661

SCHEDULE 9: LOAN ADVANCE & DEPOSITS

PARTICULARS	2019-20			2018-19
	Development Fund	RUSA Fund	Total	
TDS Receivable	2,31,966	-	2,31,966	1,51,692
Receivable From Vice Chancellors Fund For Excellence	-	-	-	44,663
Receivable From Self Generated Fund II	10,974	-	10,974	-
Receivable From WBSEDCL	8,21,232	-	8,21,232	-
Security Deposit - Electricity	2,33,55,234	-	2,33,55,234	2,33,55,234
TOTAL	2,44,19,406	-	2,44,19,406	2,35,51,589

SCHEDULE 10 : INCOME FROM INVESTMENTS

PARTICULARS	2019-20			2018-19
	Development Fund	RUSA Fund	Total	
INTEREST ON FIXED DEPOSITS				
Including Interest accrued Rs.10,11,234/- in 2019-20 and Rs.9,35,479/- in 2018-19)	21,45,165	-	21,45,165	25,62,298
TOTAL (Transfer To Earmarked / Endowment)	21,45,165	-	21,45,165	25,62,298

SCHEDULE 11 : OTHER INCOME

PARTICULARS	2019-20			2018-19
	Development Fund	RUSA Fund	Total	
INTEREST ON:				
-Savings Bank Account With Bank Of India	7,22,445	-	7,22,445	6,04,726
-Savings Bank Account With Canara Bank	-	8,42,829	8,42,829	98,630
INTEREST ON SECURITY DEPOSIT (Electricity)	9,12,480	-	9,12,480	8,63,370
TOTAL	16,34,925	8,42,829	24,77,754	15,66,726

SCHEDULE 12: ADMINISTRATIVE & GENERAL EXPENSES

PARTICULARS	2019-20			2018-19
	Development Fund	RUSA Fund	Total	
Bank Charges	180	1,365	1,545	4,752
TOTAL	180	1,365	1,545	4,752

SCHEDULE 13: REPAIR & MAINTENANCE

PARTICULARS	2019-20			2018-19
	Development Fund	RUSA Fund	Total	
Lab equipment	17,700	-	17,700	17,700
TOTAL	17,700	-	17,700	17,700



Accounts Officer
Presidency University
Kolkata

Finance Officer
Presidency University
Kolkata

SCHEDULE 4: FIXED ASSETS

DESCRIPTION	RATE OF DEPRECIATION %	GROSS BLOCK			DEPRECIATION			NET BLOCK		
		VALUE AS AT 31.03.2019	ADDITIONS DURING THE YEAR	DEDUCTIONS DURING THE YEAR	VALUE AS AT 31.03.2020	FOR THE YEAR	ON DEDUCTIONS DURING THE YEAR	TOTAL UPTO 31.03.2020	AS AT 31.03.2020	AS AT 31.03.2019
TANGIBLE ASSETS										
Audio - Visual Equipment	20%	58,78,100	1,34,871	-	60,12,971	7,14,353	-	31,55,559	28,57,412	34,36,894
Computer Hardware	25%	1,06,93,866	-	-	1,66,93,866	19,31,828	-	1,08,98,383	57,95,483	77,27,311
Electrical Appliances	14.33%	1,88,947	-	-	1,88,947	18,448	-	78,656	1,10,291	1,28,739
Electrical Installation	14.33%	10,77,66,671	9,97,252	-	10,87,63,923	1,08,27,522	-	4,40,33,022	6,47,30,901	7,45,61,171
Furniture, Fixture & Fittings	14.33%	3,65,31,233	53,37,822	-	4,18,69,055	37,26,531	-	1,69,21,574	2,49,47,481	2,33,36,190
IT Equipment	25%	27,64,783	-	-	27,64,783	2,05,206	-	21,49,164	6,15,619	8,20,825
ICT- Network	25%	3,79,86,087	-	-	3,79,86,087	34,37,955	-	2,76,72,284	1,03,13,803	1,37,51,738
Laboratory & Scientific Equipment	20%	2,30,53,797	2,97,76,449	-	5,28,30,246	74,12,665	-	1,29,10,311	3,99,19,955	1,75,56,131
Library Books & Digital Materials	33.33%	2,84,83,875	48,077	-	2,85,31,952	44,33,536	-	1,96,39,511	89,32,441	1,32,77,900
Office Equipment	20%	10,43,940	-	-	10,43,940	1,41,287	-	4,78,792	5,55,148	7,06,435
Renovation of Hindu Hostel	2%	2,44,17,225	-	-	2,44,17,225	4,80,991	-	8,48,688	2,35,58,537	2,40,49,528
Renovation of Building	2%	32,67,54,863	-	-	32,72,41,884	63,02,045	-	1,84,41,704	30,88,70,180	31,46,15,204
Sports equipment	20%	56,637	4,87,021	-	56,637	24,015	-	30,539	26,098	32,622
TOTAL (A)		61,16,20,024	3,67,81,492	-	64,84,01,516	3,96,38,871	-	15,72,58,187	49,11,43,339	49,40,00,708
B. INTANGIBLE ASSETS										
Computer Software	25%	18,37,245	-	-	18,37,245	2,33,971	-	11,35,332	7,01,913	9,35,884
TOTAL (B)		18,37,245	-	-	18,37,245	2,33,971	-	11,35,332	7,01,913	9,35,884
TOTAL		61,34,57,269	3,67,81,492	-	65,02,38,761	3,98,72,842	-	15,83,93,519	49,18,45,252	49,49,36,592

RUSA FUND

DESCRIPTION	RATE OF DEPRECIATION %	GROSS BLOCK			DEPRECIATION			NET BLOCK		
		VALUE AS AT 31.03.2019	ADDITIONS DURING THE YEAR	DEDUCTIONS DURING THE YEAR	VALUE AS AT 31.03.2020	FOR THE YEAR	ON DEDUCTIONS DURING THE YEAR	TOTAL UPTO 31.03.2020	AS AT 31.03.2020	AS AT 31.03.2019
TANGIBLE ASSETS										
Electrical Installation	14.33%	-	31,45,021	-	31,45,021	4,50,682	-	4,50,682	26,94,339	-
Furniture, Fixture & Fittings	14.33%	-	4,45,37,683	-	4,45,37,683	63,82,250	-	63,82,250	3,81,55,433	-
ICT- Network	25%	-	1,04,74,211	-	1,04,74,211	13,09,276	-	13,09,276	91,64,955	-
Library Books & Digital Materials	33.33%	-	1,88,61,321	-	1,88,61,321	60,48,086	-	60,48,086	1,28,13,235	-
Renovation of Hindu Hostel	2%	-	34,91,606	-	34,91,606	34,916	-	34,916	34,56,690	-
Renovation of Laboratory	2%	-	12,32,400	-	12,32,400	24,648	-	24,648	12,07,752	-
TOTAL (A)		-	8,17,45,242	-	8,17,45,242	1,42,49,858	-	1,42,49,858	6,74,92,384	-
B. INTANGIBLE ASSETS										
Computer Software	25%	-	-	-	-	-	-	-	-	-
TOTAL (B)		-	-	-	-	-	-	-	-	-
TOTAL		-	8,17,45,242	-	8,17,45,242	1,42,49,858	-	1,42,49,858	6,74,92,384	-



Sanyal
Accounts Officer
Presidency University
Kolkata

Shukla
Finance Officer
Presidency University
Kolkata

PRESIDENCY UNIVERSITY
86/1 COLLEGE STREET, KOLKATA 700 073

ENDOWMENT FUND

SCHEDULE 5 : INVESTMENT IN FIXED DEPOSITS

PARTICULARS	2019-20	2018-19
FIXED DEPOSITS AGAINST ENDOWMENT FUND		
II) FIXED DEPOSITS WITH CANARA BANK	45,18,288	45,11,259
III) FIXED DEPOSITS WITH STATE BANK OF INDIA	17,28,821	17,20,292
TOTAL	62,47,109	62,31,551

SCHEDULE 6 : CURRENT ASSETS

PARTICULARS	2019-20	2018-19
1. CASH IN HAND	-	-
2. CASH AT BANK		
-In Savings Bank Account With Canara Bank	33,12,873	27,25,428
-In Savings Bank Account With State Bank Of India	6,86,942	5,66,244
3. ACCRUED INTEREST ON FIXED DEPOSITS WITH SBI	27,205	30,562
4. ACCRUED INTEREST ON FIXED DEPOSITS WITH CANARA BANK	42,010	41,502
TOTAL	40,69,030	33,63,736

SCHEDULE 7 : LOANS, ADVANCES & DEPOSITS

PARTICULARS	2019-20	2018-19
1. TDS RECEIVABLE	51,772	28,826
2. ADVANCE TO STAFF	-	-
3. RECEIVABLE FROM SELF GENERATED FUND II	1	98,000
TOTAL	51,773	1,26,826

SCHEDULE 8 : INCOME FROM INVESTMENTS

PARTICULARS	2019-20	2018-19
INTEREST ON FIXED DEPOSITS		
-With State Bank of India (Including Interest accrued Rs.27,205/- in 2019-20 and Rs.30,562/- in 2018-19)	1,18,879	1,03,461
-With Canara Bank (Including Interest accrued Rs.42,010/- in 2019-20 and Rs.41,502/- in 2018-19)	3,21,446	3,39,625
TOTAL (Transfer To Earmarked / Endowment)	4,40,325	4,43,086

SCHEDULE 9 : OTHER INCOME


PARTICULARS	2019-20	2018-19
INTEREST ON SAVINGS ACCOUNTS:		
-With State Bank Of India	19,861	20,549
-With Canara Bank	1,01,668	88,291
TOTAL	1,21,529	1,08,840


SCHEDULE 10 : ACADEMIC EXPENSES

PARTICULARS	2019-20	2018-19
Stipend, Scholarship And Prizes	1,40,483	1,49,140
Cultural & Ceremonial Expenses	-	2,867
Seminar & Workshop	32,849	7,090
TOTAL	1,73,332	1,59,097

SCHEDULE 11 : ADMINISTRATIVE AND GENERAL EXPENSES

PARTICULARS	2019-20	2018-19
Printing Charges	0	0
Bank Charges	327	487
TOTAL	327	487


Accounts Officer
Presidency University
Kolkata


Finance Officer
Presidency University
Kolkata



PRESIDENCY UNIVERSITY
86/1 COLLEGE STREET, KOLKATA 700 073

PRESIDENCY UNIVERSITY VICE CHANCELLOR'S FUND FOR EXCELLENCE

SCHEDULE 5: INVESTMENT IN FIXED DEPOSITS

PARTICULARS	2019-20	2018-19
FIXED DEPOSITS AGAINST ENDOWMENT FUND		
-With Canara Bank	77,75,709	77,75,709
-With Axis Bank	7,44,34,440	7,53,88,503
TOTAL	8,22,10,149	8,31,64,212

SCHEDULE 6: CAPITAL ADVANCE

PARTICULARS	2019-20	2018-19
Advance To PWD against Electrical Installation OF Infosys Chair Professor	2,66,757	-
TOTAL	2,66,757	-

SCHEDULE 7 : CURRENT ASSETS

PARTICULARS	2019-20	2018-19
I.CASH AT BANK		
-In Savings Bank Account With Axis Bank Ltd	77,35,321	56,35,541
-In Savings Bank Account With Bank of India	42,393	1,37,933
5. ACCRUED INTEREST ON FIXED DEPOSITS		
-With Canara Bank	1,14,566	1,14,468
-With Axis Bank Ltd	12,37,786	14,52,212
TOTAL	91,30,066	73,40,153

SCHEDULE 8 : LOAN ADVANCE & DEPOSITS

PARTICULARS	2019-20	2018-19
1. ADVANCE TO STAFF		
2. RECEIVABLE FROM ENDOWMENT FUND		
3. RECEIVABLE FROM SELF- GENERATED FUND		
4.TDS RECEIVABLE		
TOTAL	17,14,227	16,25,689

SCHEDULE 9 : INCOME FROM INVESTMENTS

PARTICULARS	2019-20	2018-19
INTEREST ON FIXED DEPOSITS		
-With Canara Bank (Including Interest accrued Rs.1,14,566/- in 2019-20 and Rs.1,14,468/- in 2018-19)	6,67,892	6,83,298
-With Axis Bank Ltd (Including Interest accrued Rs.12,37,786/- in 2019-20 and Rs.14,52,212/- in 2018-19)	59,84,036	60,69,729
TOTAL (Transfer To Earmarked / Endowment)	66,51,928	67,53,027

SCHEDULE 10 : OTHER INCOME

PARTICULARS	2019-20	2018-19
INTEREST ON SAVINGS ACCOUNTS:		
-With Bank of India	13,099	4724
-With Axis Bank Ltd	2,48,086	1,29,008
Contribution for Workshop Conference	59,367	-
TOTAL	3,20,552	1,33,732

SCHEDULE 11 : STAFF PAYMENTS & BENEFITS

PARTICULARS	2019-20	2018-19
Gross Salary - Chair Professor in History	6,57,512	10,97,211
Gross Salary - Infosys Chair Professor in Economics	24,00,000	4,25,806
TOTAL	30,57,512	15,23,017

SCHEDULE 12 : ACADEMIC EXPENSES

PARTICULARS	2019-20	2018-19
Seminar & Workshop-NKM Endowment Lecture	95,569	48,898
Stipend, Scholarship & Prizes	87,084	1,36,575
Seminar & Workshop	9,82,730	2,61,820
Scholarship-Merit cum Means	5,21,750	4,67,957
IT Consumables	2,100	-
TOTAL	16,89,233	9,15,250

SCHEDULE 13 : ADMINISTRATIVE & GENERAL EXPENSES

PARTICULARS	2019-20	2018-19
Consultancy & professional Fees	10,620	5,900
Advertisement & Publicity	-	28,633
TOTAL	10,620	34,533



Johny
Accounts Officer
Presidency University
Kolkata

Thang
Finance Officer
Presidency University
Kolkata

PRESIDENCY UNIVERSITY
86/1 COLLEGE STREET, KOLKATA 700 073

STUDENTS' ACTIVITIES FUND

SCHEDULE 1: STUDENTS' ACTIVITIES FUND (DESIGNATED FUND)

PARTICULARS	2019-20	2018-19
A. OPENING BALANCE OF FUND	13,74,932	10,18,629
B. ADDITION TO THE FUND:		
- Sponsorship		1,21,000
- Transfer from Self Generated Fund II	6,26,300	6,37,670
- Surplus For The Year Transferred From Income & Expenditure Account	62,155	42,665
TOTAL (A+B)	20,63,387	18,19,964
C. UTILIZATION OF FUND		
- Transfer to Self Generated Fund-II	-	-
Revenue Expenditure transferred to Income & Expenditure		
- Academic Expenses	16,930	4,44,990
- Administrative and General Expenses	72	42
TOTAL (C)	17,002	4,45,032
NET BALANCE AS AT 31-3-2020 (A+B-C)	20,46,385	13,74,932

SCHEDULE 2 : CURRENT LIABILITIES & PROVISION

PARTICULARS	2019-20	2018-19
CURRENT LIABILITIES		
TDS U/S 194C	-	20
TDS U/S 194J	-	-
TOTAL	-	20

SCHEDULE 3 : INVESTMENT IN FIXED DEPOSITS

PARTICULARS	2019-20	2018-19
FIXED DEPOSITS		
- With Cananra Bank	4,56,177	4,27,692
TOTAL	4,56,177	4,27,692

SCHEDULE 4 : CURRENT ASSETS

PARTICULARS	2019-20	2018-19
I. CASH AT BANK		
- In Savings Account With Canara Bank	15,68,116	9,10,203
2. ACCRUED INTEREST ON		
- Fixed Deposit With Canara Bank	22,092	20,057
TOTAL	15,90,208	9,30,260

SCHEDULE 5 : LOAN, ADVANCE & DEPOSITS

PARTICULARS	2019-20	2018-19
1. TDS RECEIVABLE	-	-
2. ADVANCE TO STAFF	-	17,000
TOTAL	-	17,000

SCHEDULE 6 : INCOME FROM INVESTMENTS

PARTICULARS	2019-20	2018-19
Interest On Fixed Deposit	30,520	28,251
TOTAL	30,520	28,251

SCHEDULE 7 : OTHER INCOME

PARTICULARS	2019-20	2018-19
INTEREST ON:		
- Savings Bank Account With Canara Bank	31,635	14,414
TOTAL	31,635	14,414

SCHEDULE 8 : ACADEMIC EXPENSES

PARTICULARS	2019-20	2018-19
Debate Expenses	-	2,514
Cultural & Ceremonial Expenses	16,930	4,25,000
Sports & Game Expenses	-	17,476
TOTAL	16,930	4,44,990

SCHEDULE 9 : ADMINISTRATIVE & GENERAL EXPENSES

PARTICULARS	2019-20	2018-19
Bank Charges	72	42
TOTAL	72	42



S. S. Sen
Accounts Officer
Presidency University
Kolkata

Manoj
Finance Officer
Presidency University
Kolkata

PRESIDENCY UNIVERSITY
86/1 COLLEGE STREET, KOLKATA 700 073

CONFIDENTIAL FUND

SCHEDULE 1: CONFIDENTIAL FUND (DESIGNATED FUND)

PARTICULARS	2019-20	2018-19
A. OPENING BALANCE OF FUND	98,869	3,03,727
B. ADDITION TO THE FUND:		
-Transfer From Self Generated Fund	-	-
-Transfer From State Fund	5,00,000	72,000
-Surplus For The Year Transferred From Income And Expenditure Account	4,171	11,557
TOTAL (A+B)	6,03,040	3,87,284
C. UTILIZATION TOWARDS OBJECTIVES OF FUND:		
Revenue Expenditure transferred to Income & Expenditure		
-Academic Expenses	5,62,155	2,88,415
-Administrative Expenses	1,180	-
TOTAL (C)	5,63,335	2,88,415
NET BALANCE AS AT 31-3-2020 (A+B-C)	39,705	98,869

SCHEDULE 2 : CURRENT ASSETS

PARTICULARS	2019-20	2018-19
CASH AT BANK		
-In Savings Account With Bank Of Baroda	39,705	98,869
TOTAL	39,705	98,869

SCHEDULE 3 : OTHER INCOME

PARTICULARS	2019-20	2018-19
INTEREST ON SAVINGS ACCOUNT:		
-With Bank Of Baroda	4,171	11,557
TOTAL	4,171	11,557

SCHEDULE 4 : ACADEMIC EXPENSES

PARTICULARS	2019-20	2018-19
Confidential Expenses	5,62,155	2,88,415
TOTAL	5,62,155	2,88,415

SCHEDULE 5 : ADMINISTRATIVE EXPENSES

PARTICULARS	2019-20	2018-19
Bank Charges	1,180	-
TOTAL	1,180	-



S. Banerjee
Accounts Officer
Presidency University
Kolkata

Thakur
Finance Officer
Presidency University
Kolkata

Details of expenditure on maintenance of Physical facilities

2020-21	State Fund	SGF	SDF+RUSA	EF	PUVCF	FAEA	SAF	CF	TOTAL
Administrative Expenditure (Sch-14) or (Sch-15) or (Sch-16)	5,92,96,043.00	15,16,995.00	8,50,805.00	72.00	5,951.00		5,028.00	-	6,16,74,894.00
Less: Expenditure not considered									-
Recruitment Expenses	11,100.00								11,100.00
Advertisement & Publicity	2,38,831.00								2,38,831.00
Meeting Expenses	3,06,019.00								3,06,019.00
Telephone & Fax	1,77,225.00								1,77,225.00
Legal Expenses	7,08,166.00								7,08,166.00
Electricity	1,42,89,486.00		8,21,232.00						1,51,10,718.00
Net Administrative Expenditure	4,35,65,216.00	15,16,995.00	29,573.00	72.00	5,951.00	-	5,028.00	-	4,51,22,835.00
Add: Repairs & Maintenance (Sch-16) or (Sch-17) or (Sch-18)	15,06,823.00	2,40,720.00							17,47,543.00
Renovation of Building (Sch-4, FA) & (Sch-6)	5,87,790.00		81,70,141.00						87,57,931.00
Expenditure on maintenance of Physical Facilities	4,56,59,829.00	17,57,715.00	81,99,714.00	72.00	5,951.00	-	5,028.00	-	5,56,28,309.00


Accounts Officer (2nd Campus)
Presidency University
Kolkata


Finance Officer
Presidency University
Kolkata


Director
Internal Quality Assurance Cell (IQAC)
Presidency University
Kolkata-700073

COUNTER SIGNED BY

Registrar
Presidency University
Kolkata - 700 073

PRESIDENCY UNIVERSITY
86/1 COLLEGE STREET, KOLKATA 700 073

STATE FUND

SCHEDULE 16: ADMINISTRATIVE & GENERAL EXPENSES

PARTICULARS	2020-21		2020-21	2019-20
	State Fund	Deposit Fund		
Student Welfare	-	-	-	2,764
Office Maintenance	-	-	-	-
Gardening	-	-	-	-
Recruitment Expenses	11,100	-	11,100	73,619
Cultural And Ceremonial Expenses	1,16,176	-	1,16,176	62,426
Consultants & Professional Fees	1,68,06,488	-	1,68,06,488	1,59,94,596
Technical Processing for Books	-	-	-	30,000
Extra Curricular Activities	-	-	-	-
Security Charges	1,71,60,138	-	1,71,60,138	99,47,759
Printing And Stationary	2,12,416	-	2,12,416	7,42,174
Advertisement And Publicity	2,38,831	-	2,38,831	3,09,383
Audit Fees	2,950	-	2,950	36,556
Bank Charges	649	-	649	4,012
Meeting Expenses	3,06,019	-	3,06,019	12,06,510
Medical Expenses	-	-	-	7,673
Housekeeping Expenses	62,74,233	-	62,74,233	70,93,927
Staff Welfare Expenses	-	-	-	-
Staff Development Expenses	-	-	-	21,477
Internet Connection	26,17,077	-	26,17,077	16,65,990
IT Consumables	81,939	-	81,939	2,36,794
IT Maintenance	-	-	-	-
Telephone & Fax	1,77,225	-	1,77,225	2,55,891
Postage & Stamp	6,094	-	6,094	75,316
Shifting Charges	-	-	-	-
Travelling And Conveyance Expenses	67,130	-	67,130	1,77,395
Website Maintenance	-	-	-	84,960
Legal Expenses	7,08,166	-	7,08,166	19,12,086
Students' Election Expenses	-	-	-	41,504
Rent, Rates & Taxes	4,500	-	4,500	3,450
Hostel Expenses	2,00,304	-	2,00,304	25,69,770
Electricity	1,42,89,486	-	1,42,89,486	1,75,59,976
Miscellaneous Expenses	15,122	-	15,122	6,272
TOTAL	5,92,96,043	-	5,92,96,043	6,01,22,280

SCHEDULE 17: TRANSPORTATION EXPENSES

PARTICULARS	2020-21		2020-21	2019-20
	State Fund	Deposit Fund		
Fuel Expenses	-	-	-	-
Bus /Car Hire Charges	68,36,879	-	68,36,879	38,08,472
TOTAL	68,36,879	-	68,36,879	38,08,472

SCHEDULE 18: REPAIR & MAINTENANCE

PARTICULARS	2020-21		2020-21	2019-20
	State Fund	Deposit Fund		
Playground	-	-	-	-
Plumbing	-	-	-	-
Equipment	45,500	-	45,500	88,700
Elevator	-	-	-	-
Electrical	-	-	-	-
Lab/Scientific Equipment	11,22,151	-	11,22,151	10,15,242
Furniture, Fixtures And Fittings	1,20,100	-	1,20,100	2,41,678
Office Equipment	52,673	-	52,673	1,53,121
Campus Maintenance	-	-	-	2,03,606
Building	14,160	-	14,160	5,21,233
IT Equipment	-	-	-	6,12,420
Computer Hardware	-	-	-	-
Pest Control and Cleaning	-	-	-	-
Others	1,52,239	-	1,52,239	4,33,795
TOTAL	15,06,823	-	15,06,823	32,69,795

[Signature]
Accounts Officer
Presidency University
Kolkata

30

[Signature]
Finance Officer
Presidency University
Kolkata



STATE FUND
SCHEDULE 4: FIXED ASSETS

DESCRIPTION	RATE OF DEPRECIATION	GROSS BLOCK			DEPRECIATION			NET BLOCK		
		VALUE AS AT 31.03.2020	ADDITIONS DURING THE YEAR	DEDUCTIONS DURING THE YEAR	VALUE AS AT 31.03.2020	FOR THE YEAR	ON DEDUCTIONS DURING THE YEAR	TOTAL UPTO 31.03.2021	AS AT 31.03.2021	AS AT 31.03.2020
A. TANGIBLE ASSETS										
Audio-Visual Equipment	20%	37,70,585	1,66,622	-	39,37,207	3,35,777	-	25,10,789	14,26,418	15,95,573
Building	10%	10,16,100	48,840	-	10,64,940	1,534	-	13,907	74,203	75,717
Campus Infrastructure	10%	10,16,100	48,840	-	10,64,940	1,534	-	13,907	74,203	75,717
Computer Hardware	25%	25,13,726	5,959	-	25,19,685	91,877	-	22,47,070	6,67,201	6,94,003
Computer Hardware - Food Court	25%	51,216	-	-	51,216	1,995	-	45,252	5,964	7,979
Electrical Installation	14.33%	97,26,170	-	-	97,26,170	7,24,665	-	51,93,854	43,32,316	50,56,981
Electrical Appliances	14.33%	1,45,571	-	-	1,45,571	65,321	-	45,368	45,368	1,45,571
Electrical Installation - Food Court	14.33%	2,05,713	-	-	2,05,713	1,08,919	-	1,41,033	6,681	75,520
Equipment - Food Court	20%	5,46,334	-	-	5,46,334	25,754	-	4,43,286	1,03,018	1,28,270
Furniture, Fixture & Fittings	14.33%	73,27,570	24,000	-	73,51,570	4,83,019	-	46,39,949	29,11,631	33,72,640
Furniture & Fixtures - Food Court	14.33%	3,33,124	-	-	3,33,124	17,467	-	2,27,697	1,04,427	1,21,894
Fire Safety System	20%	72,11,852	1,40,575	-	73,52,427	2,52,160	-	62,73,901	10,78,926	11,90,511
IT Equipment	25%	1,67,152	-	-	1,67,152	21,004	-	1,04,142	63,010	84,014
IT Network	25%	28,41,634	-	-	28,41,634	93,746	-	25,60,365	2,81,239	3,74,985
Leasold Land	33.33%	10,00,00,000	-	-	10,00,00,000	-	-	-	10,00,00,000	10,00,00,000
Library Books & Digital Materials	20%	26,28,637	24,990	-	26,53,627	47,517	-	23,31,590	95,647	1,42,564
Laboratory & Scientific Equipment	20%	87,64,471	-	-	87,64,471	4,27,006	-	70,64,943	17,20,318	21,22,534
Office Equipment	20%	13,57,320	44,442	-	13,61,762	65,397	-	10,95,731	2,61,589	3,26,986
Plant & Machinery	20%	17,06,945	44,442	-	17,11,387	1,44,523	-	11,45,075	6,00,312	7,00,393
Renovation of Building	2%	4,28,30,014	5,87,790	-	4,34,17,804	82,124	-	28,82,821	4,05,34,981	4,07,68,440
Renovation of Building - Food Court	2%	10,89,239	-	-	10,89,239	19,098	-	1,53,411	9,35,798	9,54,896
Sports Equipment	20%	3,56,112	-	-	3,56,112	18,584	-	19,915	5,285	6,606
Soft Furniture	14.33%	1,40,752	-	-	1,40,752	3,480	-	1,24,313	2,02,614	2,36,505
Ustensils - Food Court	25%	1,37,172	-	-	1,37,172	23,506	-	66,653	70,519	94,023
TOTAL (A)		19,49,72,748	10,29,218	-	19,60,02,966	37,36,791	-	4,00,98,803	15,59,20,643	15,96,19,216
B. INTANGIBLE ASSETS		9,42,363	7,709	-	9,50,072	63,556	-	7,43,596	2,06,566	2,66,323
Computer Software	25%	9,42,363	7,709	-	9,50,072	63,556	-	7,43,596	2,06,566	2,66,323
TOTAL (A+B)		19,59,15,111	10,36,927	-	19,69,53,038	38,00,347	-	4,08,42,399	15,65,27,209	16,28,84,539

SCHEDULE 5: FIXED ASSETS (FRPP)

DESCRIPTION	RATE OF DEPRECIATION	GROSS BLOCK			DEPRECIATION			NET BLOCK		
		VALUE AS AT 31.03.2020	ADDITIONS DURING THE YEAR	DEDUCTIONS DURING THE YEAR	VALUE AS AT 31.03.2020	FOR THE YEAR	ON DEDUCTIONS DURING THE YEAR	TOTAL UPTO 31.03.2021	AS AT 31.03.2021	AS AT 31.03.2020
A. TANGIBLE ASSETS										
Audio-Visual Equipment	20%	13,87,504	-	-	13,87,504	1,28,814	-	8,72,247	5,15,257	6,44,071
Computer Hardware	25%	1,82,02,317	-	72,526	1,82,10,843	15,23,238	50,300	1,76,56,856	45,62,035	61,09,399
Electrical Appliances	14.33%	95,800	-	-	95,800	6,814	-	40,761	47,039	47,579
Furniture & Fixture	25%	3,160	-	-	3,160	238	-	1,621	1,519	1,797
IT Equipment	20%	61,99,491	-	17,112	62,16,603	3,85,266	15,612	50,28,082	11,54,297	15,41,063
Library Books & Digital Materials	33.33%	62,18,569	-	-	62,18,569	5,01,122	-	52,16,176	10,02,093	15,03,515
Laboratory & Scientific Equipment	20%	1,27,06,475	-	-	1,27,06,475	10,87,762	-	83,55,430	43,51,045	54,38,807
Office Equipment	20%	3,950	-	-	3,950	3,351	-	2,716	597	746
Plant & Machinery	20%	32,000	-	89,638	32,000	1,208	-	27,168	4,832	6,040
TOTAL (A)		4,49,39,356	7,709	-	4,49,47,065	36,38,635	65,912	3,32,16,062	1,16,33,656	1,52,93,017
B. INTANGIBLE ASSETS										
Computer Software	25%	11,41,769	-	-	11,41,769	99,146	-	8,44,333	2,97,436	3,96,582
TOTAL (A+B)		14,41,769	7,709	-	14,41,769	99,146	-	8,44,333	2,97,436	3,96,582
TOTAL (A+B)		4,63,81,125	10,488	-	4,63,81,125	37,37,781	65,912	3,40,60,395	1,19,31,092	1,56,89,599

SCHEDULE 6: FIXED ASSETS (DEPOSIT)

DESCRIPTION	RATE OF DEPRECIATION	GROSS BLOCK			DEPRECIATION			NET BLOCK		
		VALUE AS AT 31.03.2020	ADDITIONS DURING THE YEAR	DEDUCTIONS DURING THE YEAR	VALUE AS AT 31.03.2020	FOR THE YEAR	ON DEDUCTIONS DURING THE YEAR	TOTAL UPTO 31.03.2021	AS AT 31.03.2021	AS AT 31.03.2020
A. TANGIBLE ASSETS										
Electrical Installation	14.33%	4,02,416	-	-	4,02,416	49,403	-	1,07,069	2,95,347	3,44,750
Furniture & Fixture	25%	44,500	-	-	44,500	4,680	-	16,520	27,980	32,660
IT Equipment	20%	4,200	-	-	4,200	591	-	2,429	1,771	2,662
Library Books & Digital Materials	33.33%	2,240	-	-	2,240	332	-	1,577	663	995
Laboratory & Scientific Equipment	20%	21,000	-	-	21,000	2,688	-	10,248	10,752	13,440
Office Equipment	20%	28,449	-	-	28,449	3,697	-	13,662	14,787	18,484
Renovation of Building	2%	31,36,612	-	-	31,36,612	60,248	-	1,84,458	29,52,154	30,12,402
Soft Furniture	14.33%	69,582	-	-	69,582	7,318	-	43,751	25,831	51,059
TOTAL (A)		37,08,989	-	-	37,08,989	1,28,957	-	3,61,794	33,47,205	34,76,162
B. INTANGIBLE ASSETS										
Computer Software	25%	37,08,989	-	-	37,08,989	1,28,957	-	3,61,794	33,47,205	34,76,162
TOTAL (A+B)		37,08,989	-	-	37,08,989	1,28,957	-	3,61,794	33,47,205	34,76,162

Shy!
Accounts Officer
Presidency University
Kolkata

Shy!
Finance Officer
Presidency University
Kolkata



PRESIDENCY UNIVERSITY
86/1 COLLEGE STREET, KOLKATA 700 073
SELF GENERATED FUND

SCHEDULE 16 : ADMINISTRATIVE & GENERAL EXPENSES


PARTICULARS	SGF	SGF- II	2020-21	2019-20
Travelling And Conveyance Expenses	-	-	-	43,389
Bank Charges	-	2,849	2,849	12,222
Internet	-	11,757	11,757	-
IT Consumables	-	3,026	3,026	-
Postage and Courier	-	-	-	-
Rent, Rates & taxes	3	54,634	54,637	81,222
Consultancy And Profession Fees	-	2,950	2,950	2,950
Student Welfare	-	55,980	55,980	1,65,979
Students' Election Expenses	-	-	-	33,660
Miscellaneous	-	-	-	-
Transit Insurance	-	66,556	66,556	-
Service Charges	-	13,19,240	13,19,240	24,734
TOTAL	3	15,16,992	15,16,995	3,64,156

SCHEDULE 17 : TRANSPORTATION EXPENSES

PARTICULARS	SGF	SGF- II	2020-21	2019-20
Vehicle Hire Charges	-	-	-	-
TOTAL	-	-	-	-

SCHEDULE 18 : REPAIR & MAINTENANCE

PARTICULARS	SGF	SGF- II	2020-21	2019-20
Lab Equipment	-	2,40,720	2,40,720	98,471
TOTAL	-	2,40,720	2,40,720	98,471


Accounts Officer
Presidency University
Kolkata


Finance Officer
Presidency University
Kolkata



PRESIDENCY UNIVERSITY
86/1 COLLEGE STREET, KOLKATA 700 073
STATE (DEVELOPMENT) FUND

SCHEDULE 5: CAPITAL WORK IN PROGRESS

PARTICULARS	2020-21			2019-20
	Development Fund	RUSA Fund	Total	
Construction of 2nd Campus (including Boundary Wall) Building	1,58,94,62,455 1,71,51,083	- 1,48,98,059	1,58,94,62,455 3,20,49,142	1,58,94,62,455 3,68,528
TOTAL	1,60,66,13,538	1,48,98,059	1,62,15,11,597	1,58,98,30,983

SCHEDULE 6: CAPITAL ADVANCE

PARTICULARS	2020-21			2019-20
	Development Fund	RUSA Fund	Total	
Advance To PWD against Various Works	17,11,342	-	17,11,342	2,28,16,345
Advance To WBHIDCO against construction of 2nd Campus (including Boundary Wall)	10,32,02,292	-	10,32,02,292	10,32,02,292
Advance To PWD, Darjeeling Division against construction of Himalayan Centre at Kurseong	51,94,181	-	51,94,181	51,94,181
Advance To PWD from RUSA Fund against Various Works	-	3,41,56,926	3,41,56,926	1,72,02,574
TOTAL	11,01,07,815	3,41,56,926	14,42,64,741	14,84,15,392

SCHEDULE 7: INVESTMENTS IN FIXED DEPOSITS

PARTICULARS	2020-21			2019-20
	Development Fund	RUSA Fund	Total	
FIXED DEPOSITS -With Bank Of India	2,96,86,334	-	2,96,86,334	3,41,28,999
TOTAL	2,96,86,334	-	2,96,86,334	3,41,28,999

SCHEDULE 8: CURRENT ASSETS

PARTICULARS	2020-21			2019-20
	Development Fund	RUSA Fund	Total	
1. CASH AT BANK In Savings Account With Bank Of India	50,86,823	-	50,86,823	45,77,688
In Savings Account With Canara Bank	-	15,03,827	15,03,827	5,23,90,112
2. ACCRUED INTEREST ON FIXED DEPOSIT -With Bank Of India	8,65,580	-	8,65,580	10,11,234
TOTAL	59,52,403	15,03,827	74,56,230	5,79,79,034

SCHEDULE 9: LOAN ADVANCE & DEPOSITS

PARTICULARS	2020-21			2019-20
	Development Fund	RUSA Fund	Total	
TDS Receivable	3,18,546	-	3,18,546	2,31,966
Receivable From PWD	64,444	-	64,444	-
Receivable From Self Generated Fund II	-	-	-	10,974
Receivable From WBSEDCL	8,41,739	-	8,41,739	8,21,232
Security Deposit - Electricity	2,33,55,234	-	2,33,55,234	2,33,55,234
TOTAL	2,45,79,963	-	2,45,79,963	2,44,19,406

SCHEDULE 10: INCOME FROM INVESTMENTS

PARTICULARS	2020-21			2019-20
	Development Fund	RUSA Fund	Total	
INTEREST ON FIXED DEPOSITS including Interest accrued Rs.8,65,580/- in 2020-21 and Rs.10,11,234/- in 2019-20)	17,74,626	-	17,74,626	21,45,165
TOTAL (Transfer To Earmarked / Endowment)	17,74,626	-	17,74,626	21,45,165

SCHEDULE 11: OTHER INCOME

PARTICULARS	2020-21			2019-20
	Development Fund	RUSA Fund	Total	
INTEREST ON: -Savings Bank Account With Bank Of India	2,10,761	-	2,10,761	7,22,445
-Savings Bank Account With Canara Bank	-	5,59,368	5,59,368	8,42,829
INTEREST ON SECURITY DEPOSIT (Electricity)	9,09,988	-	9,09,988	9,12,480
TOTAL	11,20,749	5,59,368	16,80,117	24,77,754

SCHEDULE 12: ADMINISTRATIVE & GENERAL EXPENSES

PARTICULARS	2020-21			2019-20
	Development Fund	RUSA Fund	Total	
Consultancy & Professional Fees	29,500	-	29,500	-
Electricity	8,21,232	-	8,21,232	-
Bank Charges	73	-	73	1,545
TOTAL	8,50,805	-	8,50,805	1,545

SCHEDULE 13: REPAIR & MAINTENANCE

PARTICULARS	2020-21			2019-20
	Development Fund	RUSA Fund	Total	
Lab equipment	-	-	-	17,700
TOTAL	-	-	-	17,700

Baby
Accounts Office
Presidency University
Kolkata

Alankar
Finance Officer
Presidency University
Kolkata



FRESIDENCY UNIVERSITY
86/1 COLLEGE STREET, KOLKATA 700 075
STATE (DEVELOPMENT) FUND

SCHEDULE 4: FIXED ASSETS

DESCRIPTION	RATE OF DEPRECIATION	GROSS BLOCK			DEPRECIATION				NET BLOCK		
		VALUE AS AT 31.03.2020	ADDITIONS DURING THE YEAR	DEDUCTIONS DURING THE YEAR	VALUE AS AT 31.03.2021	ACCUMULATE D AMOUNT UPTO 31.03.2020	FOR THE YEAR	ON DEDUCTIONS DURING THE YEAR	TOTAL UPTO 31.03.2021	AS AT 31.03.2021	AS AT 31.03.2020
TANGIBLE ASSETS											
Audio - Visual Equipment	20%	60,12,971	38,647	-	60,51,618	31,55,559	5,75,347	-	37,30,906	23,20,712	28,57,412
Computer Hardware	25%	1,66,93,866	-	-	1,66,93,866	1,08,98,383	14,48,871	-	1,23,47,254	43,46,612	57,95,453
Electrical Appliances	14.33%	1,88,947	-	-	1,88,947	78,656	15,805	-	94,461	94,468	1,10,291
Electrical Installation	14.33%	10,87,63,923	-	-	10,87,63,923	4,40,53,022	92,75,938	-	5,33,08,960	5,34,54,963	6,47,30,861
Furniture, Fixture & Fittings	14.33%	4,18,69,055	4,57,934	-	4,23,26,989	1,69,21,574	26,40,598	-	2,05,62,170	2,17,64,819	2,49,47,461
IT Equipment	25%	27,64,783	-	-	27,64,783	21,49,164	1,53,905	-	23,01,069	4,61,714	6,15,619
ICT- Network	25%	3,79,86,087	-	-	3,79,86,087	2,76,72,284	25,78,451	-	3,02,50,735	77,35,252	1,03,13,863
Laboratory & Scientific Equipment	20%	5,28,30,246	-	-	5,28,30,246	1,29,10,311	79,83,987	-	2,08,94,298	3,19,35,948	3,99,19,925
Library Books & Digital Materials	33.33%	2,85,31,923	1,60,477	-	2,86,92,429	1,96,39,511	29,90,594	-	2,26,59,105	60,62,328	88,92,441
Office Equipment	20%	10,43,940	-	-	10,43,940	4,78,792	1,13,030	-	5,91,922	4,52,118	5,65,168
Renovation of Hindu Hostel	2%	2,44,17,225	-	-	2,44,17,225	8,48,688	4,71,371	-	13,20,059	2,30,97,164	2,35,68,537
Renovation of Building	2%	32,72,41,884	42,99,266	-	33,15,41,150	1,84,41,704	62,18,996	-	2,46,60,700	30,68,80,450	30,88,00,180
Sports equipment	20%	56,637	-	-	56,637	20,530	5,220	-	35,759	20,871	26,059
TOTAL (A)		64,84,01,216	49,56,324	-	65,33,57,540	15,72,58,187	3,54,72,111	-	19,27,38,298	44,06,27,543	49,11,43,329
B. INTANGIBLE ASSETS											
Computer Software	25%	18,37,245	-	-	18,37,245	11,35,322	1,75,478	-	13,10,810	5,26,435	7,01,913
TOTAL (B)		18,37,245	-	-	18,37,245	11,35,322	1,75,478	-	13,10,810	5,26,435	7,01,913
TOTAL		83,21,28,461	49,56,324	-	83,51,94,785	16,83,93,509	3,56,47,589	-	32,38,19,108	49,33,75,677	56,13,45,242

RUSA FUND

DESCRIPTION	RATE OF DEPRECIATION	GROSS BLOCK			DEPRECIATION				NET BLOCK		
		VALUE AS AT 31.03.2020	ADDITIONS DURING THE YEAR	DEDUCTIONS DURING THE YEAR	VALUE AS AT 31.03.2021	ACCUMULATE D AMOUNT UPTO 31.03.2020	FOR THE YEAR	ON DEDUCTIONS DURING THE YEAR	TOTAL UPTO 31.03.2021	AS AT 31.03.2021	AS AT 31.03.2020
TANGIBLE ASSETS											
Electrical Installation	14.33%	31,45,021	27,16,230	-	58,61,251	4,50,682	5,80,717	-	10,31,299	48,29,832	26,94,339
Furniture, Fixture & Fittings	14.33%	4,45,37,683	-	-	4,45,37,683	63,82,250	54,67,074	-	1,18,49,924	3,26,87,759	3,81,55,433
ICT- Network	25%	1,04,74,211	1,15,56,610	-	2,20,30,821	13,09,276	37,35,810	-	50,45,086	1,69,85,735	91,64,923
Library Books & Digital Materials	33.33%	1,88,61,221	10,54,693	-	1,99,16,014	60,48,086	44,46,415	-	1,04,94,501	94,21,513	1,28,13,235
Renovation of Hindu Hostel	2%	34,91,606	38,70,875	-	73,62,481	34,916	1,07,843	-	1,42,759	72,19,722	34,56,690
Renovation of Laboratory	2%	13,32,400	-	-	13,32,400	24,848	24,155	-	48,803	1,83,597	12,07,753
TOTAL (A)		81,17,43,242	1,91,98,408	-	10,09,40,650	1,43,49,858	1,43,42,614	-	2,86,12,472	7,23,28,178	6,74,92,384
B. INTANGIBLE ASSETS											
Computer Software	25%	-	-	-	-	-	-	-	-	-	-
TOTAL (B)		-	-	-	-	-	-	-	-	-	-
TOTAL		81,17,43,242	1,91,98,408	-	10,09,40,650	1,43,49,858	1,43,42,614	-	2,86,12,472	7,23,28,178	6,74,92,384



[Signature]
Accounts Officer
Presidency University
Kolkata

[Signature]
Finance Officer
Presidency University
Kolkata

ENDOWMENT FUND

SCHEDULE 5 : INVESTMENT IN FIXED DEPOSITS

PARTICULARS	2020-21	2019-20
FIXED DEPOSITS AGAINST ENDOWMENT FUND		
(i) FIXED DEPOSITS WITH CANARA BANK	45,75,080	45,18,288
(ii) FIXED DEPOSITS WITH STATE BANK OF INDIA	17,28,821	17,28,821
TOTAL	63,03,901	62,47,109

SCHEDULE 6 : CURRENT ASSETS

PARTICULARS	2020-21	2019-20
CASH AT BANK		
-In Savings Bank Account With Canara Bank	38,91,819	33,12,873
-In Savings Bank Account With State Bank Of India	8,12,251	6,86,942
2. ACCRUED INTEREST ON FIXED DEPOSITS WITH SBI	30,654	27,205
3. ACCRUED INTEREST ON FIXED DEPOSITS WITH CANARA BANK	28,773	42,010
TOTAL	47,63,497	40,69,030

SCHEDULE 7 : LOANS, ADVANCES & DEPOSITS

PARTICULARS	2020-21	2019-20
1. TDS RECEIVABLE	60,359	51,772
2. ADVANCE TO STAFF	-	-
3. RECEIVABLE FROM SELF GENERATED FUND II	-	-
TOTAL	60,359	51,772

SCHEDULE 8 : INCOME FROM INVESTMENTS

PARTICULARS	2020-21	2019-20
INTEREST ON FIXED DEPOSITS		
-With State Bank of India (Including Interest accrued Rs.30,654/- in 2020-21 and Rs.27,205/- in 2019-20)	1,17,017	1,18,879
-With Canara Bank (Including Interest accrued Rs.28,773/- in 2020-21 and Rs.42,010/- in 2019-20)	2,76,744	3,21,446
TOTAL (Transfer To Earmarked / Endowment)	3,93,761	4,40,325

SCHEDULE 9 : OTHER INCOME

PARTICULARS	2020-21	2019-20
INTEREST ON SAVINGS ACCOUNTS:		
-With State Bank Of India	20,528	19,861
-With Canara Bank	1,06,482	1,01,668
TOTAL	1,27,010	1,21,529

SCHEDULE 10 : ACADEMIC EXPENSES

PARTICULARS	2020-21	2019-20
Spend, Scholarship And Prizes	7,957	1,40,483
Scholarship-Merit-cum-Means Seminar & Workshop	12,900	-
TOTAL	20,857	32,849
		1,73,332

SCHEDULE 11 : ADMINISTRATIVE AND GENERAL EXPENSES

PARTICULARS	2020-21	2019-20
Bank Charges	72	327
TOTAL	72	327



[Signature]

[Signature]
Accounts Officer
Presidency University
Kolkata

Finance Officer
Presidency University
Kolkata

PRESIDENCY UNIVERSITY VICE CHANCELLOR'S FUND FOR EXCELLENCE

SCHEDULE 5: INVESTMENT IN FIXED DEPOSITS

PARTICULARS	2020-21	2019-20
FIXED DEPOSITS AGAINST ENDOWMENT FUND		
-With Canara Bank	77,75,709	77,75,709
-With Axis Bank	7,46,99,301	7,46,99,440
TOTAL	8,24,75,010	8,24,75,149

SCHEDULE 6: CAPITAL ADVANCE

PARTICULARS	2020-21	2019-20
Advance To FWD against Electrical Installation	-	2,66,757
TOTAL	-	2,66,757

SCHEDULE 7 : CURRENT ASSETS

PARTICULARS	2020-21	2019-20
CASH AT BANK		
-In Savings Bank Account With Axis Bank Ltd	1,07,11,519	77,35,321
-In Savings Bank Account With Bank of India	57,782	42,093
5. ACCRUED INTEREST ON FIXED DEPOSITS		
-With Canara Bank	1,10,098	1,14,566
-With Axis Bank Ltd	8,09,138	12,37,786
TOTAL	1,16,88,576	91,30,066

SCHEDULE 8 : LOAN ADVANCE & DEPOSITS

PARTICULARS	2020-21	2019-20
1. ADVANCE TO STAFF		
2. RECEIVABLE FROM ENDOWMENT FUND	21,00,670	16,84,192
3. DEBTORS PAYABLE FROM SELF-GENERATED FUND	21,713	8,122
4. TDS RECEIVABLE	21,22,583	21,713
TOTAL	42,95,966	36,76,027

SCHEDULE 9 : INCOME FROM INVESTMENTS

PARTICULARS	2020-21	2019-20
INTEREST ON FIXED DEPOSITS:		
-With Canara Bank (including interest accrued Rs.1,10,098/- in 2020-21 and Rs.11,4566/- in 2019-20)	6,28,210	6,67,892
-With Axis Bank Ltd (including interest accrued Rs.8,09,138/- in 2020-21 and Rs.12,37,786/- in 2019-20)	58,89,242	59,84,036
TOTAL (Transfer To Ex-Gratias / Endowment)	65,17,452	66,51,928

SCHEDULE 10 : OTHER INCOME

PARTICULARS	2020-21	2019-20
INTEREST ON SAVINGS ACCOUNTS:		
-With Bank of India	15,438	13099
-With Axis Bank Ltd	3,26,344	2,48,096
Miscellaneous receipt	2	-
Contribution for Workshop Conference	-	99,367
TOTAL	3,41,784	3,20,552

SCHEDULE 11 : STAFF PAYMENTS & BENEFITS

PARTICULARS	2020-21	2019-20
Gross Salary - Chair Professor in History	-	6,57,212
Gross Salary - In-charge Chair Professor in Economics	19,74,194	24,00,000
TOTAL	19,74,194	30,57,212

SCHEDULE 12 : ACADEMIC EXPENSES

PARTICULARS	2020-21	2019-20
Seminar & Workshop-NKM Endowment Lecture	95,269	87,084
Striped, Scholarship & Prizes	45,000	9,82,730
Seminar & Workshop	1,200	5,21,750
Scholarship-Merit cum Means	5,38,400	2,100
IT Consumables	-	-
TOTAL	5,84,009	16,89,233

SCHEDULE 13 : ADMINISTRATIVE & GENERAL EXPENSES

PARTICULARS	2020-21	2019-20
Consultancy & professional Fees	5,991	10,620
Bank Charges	51	-
Advertisement & Publicity	-	-
TOTAL	5,991	10,620



Sahy.
Accounts Officer
Presidency University,
Kolkata

[Signature]
Finance Officer
Presidency University
Kolkata

STUDENTS' ACTIVITIES FUND

SCHEDULE 1: STUDENTS' ACTIVITIES FUND (DESIGNATED FUND)

PARTICULARS	2020-21	2019-20
A. OPENING BALANCE OF FUND	20,46,385	13,74,932
B. ADDITION TO THE FUND:		
-Sponsorship		
-Transfer from Self Generated Fund II	5,90,431	6,26,300
-Surplus For The Year Transferred From Income & Expenditure Account	73,385	62,155
TOTAL (A+B)	27,10,201	20,63,387
C. UTILIZATION OF FUND		
-Transfer to Self Generated Fund-II		
Revenue Expenditure transferred to Income & Expenditure	17,634	16,930
-Academic Expenses	5,028	72
-Administrative and General Expenses		
TOTAL (C)	22,662	17,002
NET BALANCE AS AT 31-3-2021 (A+B-C)	26,87,539	20,46,385

SCHEDULE 2 : CURRENT LIABILITIES & PROVISION

PARTICULARS	2020-21	2019-20
CURRENT LIABILITIES		
TDS US 194C	-	-
TDS US 194J	-	-
TOTAL	-	-

SCHEDULE 3 : INVESTMENT IN FIXED DEPOSITS

PARTICULARS	2020-21	2019-20
FIXED DEPOSITS		
-With Canara Bank	4,87,517	4,56,177
TOTAL	4,87,517	4,56,177

SCHEDULE 4 : CURRENT ASSETS

PARTICULARS	2020-21	2019-20
1. CASH AT BANK		
-In Savings Account With Canara Bank	15,90,318	15,68,116
2. ACCRUED INTEREST ON		
-Fixed Deposit With Canara Bank	19,273	22,092
TOTAL	16,09,591	15,90,208

SCHEDULE 5 : LOAN, ADVANCE & DEPOSITS

PARTICULARS	2020-21	2019-20
1. RECEIVABLE		
-Receivable from Self Generated Fund II	5,90,431	-
TOTAL	5,90,431	-

SCHEDULE 6 : INCOME FROM INVESTMENTS

PARTICULARS	2020-21	2019-20
Interest On Fixed Deposit		
-With Canara Bank (Including Interest accrued Rs. 19,273/- in 2020-21 and Rs. 22,092/- in 2019-20)	28,521	30,520
TOTAL	28,521	30,520

SCHEDULE 7 : OTHER INCOME

PARTICULARS	2020-21	2019-20
INTEREST ON:		
-Savings Bank Account With Canara Bank	44,864	31,635
TOTAL	44,864	31,635

SCHEDULE 8 : ACADEMIC EXPENSES

PARTICULARS	2020-21	2019-20
Cultural & Ceremonial Expenses		
	17,634	16,930
TOTAL	17,634	16,930

SCHEDULE 9 : ADMINISTRATIVE & GENERAL EXPENSES

PARTICULARS	2020-21	2019-20
Printing & Stationery		
Bank Charges	4,956	72
TOTAL	5,028	72



[Signature]
Accounts Officer
Presidency University
Kolkata

[Signature]
Finance Officer
Presidency University
Kolkata

Details of expenditure on maintenance of Physical facilities

	2021-22	State Fund	SGF	SDF+RUSA	EF	PUVCF	FAEA	SAF	CF	TOTAL
Administrative Expenditure (Sch-14) or (Sch-15) or (Sch-16)	6,51,42,231.00	2,10,341.00	8,41,756.00	72.00	1,50,004.00	-	6,27,318.00	-	6,69,71,722.00	
Less: Expenditure not considered										
Recruitment Expenses	42,000.00								42,000.00	
Advertisement & Publicity	12,53,590.00								12,53,590.00	
Meeting Expenses	2,39,423.00								2,39,423.00	
Donation	-								6,27,246.00	
Telephone & Fax	1,89,377.00								1,89,377.00	
Legal Expenses	28,49,169.00								28,49,169.00	
Electricity	2,12,01,516.00		8,41,738.00						2,20,43,254.00	
Net Administrative Expenditure	3,93,67,156.00	2,10,341.00	18.00	72.00	1,50,004.00	-	72.00	-	3,97,27,663.00	
Add: Repairs & Maintenance (Sch-16) or (Sch-17) or (Sch-18)	21,17,508.00	2,07,792.00								23,25,300.00
Renovation of Building (Sch-4, FA) & (Sch-6)	79,121.00		3,50,69,573.00		41,85,002.00					3,93,33,696.00
Expenditure on maintenance of Physical Facilities	4,15,63,785.00	4,18,133.00	3,50,69,591.00	72.00	43,35,006.00	-	72.00	-	8,13,86,659.00	

Accounts Officer (2nd Campus)
Presidency University
Kolkata

Finance Officer
Presidency University
Kolkata

Director
Internal Quality Assurance Cell (IQAC)
Presidency University
Kolkata-700073

COUNTER SIGNED BY

Registrar
Presidency University
Kolkata - 700 073

PRESIDENCY UNIVERSITY
86/1 COLLEGE STREET, KOLKATA 700 073

STATE FUND

SCHEDULE 16: ADMINISTRATIVE & GENERAL EXPENSES

PARTICULARS	2021-22		2021-22	2020-21
	State Fund	Deposit Fund		
Student Welfare	3,585	-	3,585	-
Office Maintenance	-	-	-	-
Gardening	-	-	-	-
Recruitment Expenses	42,000	-	42,000	11,100
Cultural And Ceremonial Expenses	30,040	-	30,040	1,16,176
Consultants & Professional Fees	1,73,52,231	-	1,73,52,231	1,68,06,488
Technical Processing for Books	-	-	-	-
Extra Curricular Activities	2,36,000	-	2,36,000	-
Security Charges	1,44,35,182	-	1,44,35,182	1,71,60,138
Printing And Stationary	2,90,733	-	2,90,733	2,12,416
Advertisement And Publicity	12,53,590	-	12,53,590	2,38,831
Audit Fees	26,550	-	26,550	2,950
Bank Charges	649	-	649	649
Meeting Expenses	2,39,423	-	2,39,423	3,06,019
Medical Expenses	1,034	-	1,034	-
Housekeeping Expenses	48,19,484	-	48,19,484	62,74,233
Staff Welfare Expenses	1,42,026	-	1,42,026	-
Staff Development Expenses	-	-	-	-
Internet Connection	15,75,858	-	15,75,858	26,17,077
IT Consumables	1,27,886	-	1,27,886	81,939
IT Maintenance	25,443	-	25,443	-
Telephone & Fax	1,89,377	-	1,89,377	1,77,225
Postage & Stamp	11,758	-	11,758	6,094
Fuel Expenses	21,892	-	21,892	-
Travelling And Conveyance Expenses	40,645	-	40,645	67,130
Website Maintenance	84,960	-	84,960	-
Legal Expenses	28,49,169	-	28,49,169	7,08,166
Students' Election Expenses	-	-	-	-
Rent, Rates & Taxes	64,900	-	64,900	4,500
Hostel Expenses	-	-	-	2,00,304
Electricity	2,12,01,516	-	2,12,01,516	1,42,89,486
Miscellaneous Expenses	76,300	-	76,300	15,122
TOTAL	6,51,42,231	-	6,51,42,231	5,92,96,043

SCHEDULE 17: TRANSPORTATION EXPENSES

PARTICULARS	2021-22		2021-22	2020-21
	State Fund	Deposit Fund		
Vehicle Hire Charges	40,78,145	-	40,78,145	-
Bus /Car Hire Charges	-	-	-	68,36,879
TOTAL	40,78,145	-	40,78,145	68,36,879

SCHEDULE 18: REPAIR & MAINTENANCE

PARTICULARS	2021-22		2021-22	2020-21
	State Fund	Deposit Fund		
Playground	-	-	-	-
Plumbing	51,717	-	51,717	-
Equipment	89,580	-	89,580	45,500
Rare Collection Maintenance	99,710	-	99,710	-
Electrical	-	-	-	-
Lab/Scientific Equipment	3,68,800	-	3,68,800	11,22,151
Furniture, Fixtures And Fittings	2,200	-	2,200	1,20,100
Office Equipment	63,539	-	63,539	52,673
Campus Maintenance	13,62,802	-	13,62,802	-
Building	-	-	-	14,160
IT Equipment	57,029	-	57,029	-
Computer Hardware	-	-	-	-
Pest Control and Cleaning	-	-	-	-
Others	22,131	-	22,131	1,52,239
TOTAL	21,17,508	-	21,17,508	15,06,823


Accounts Officer
Presidency University
Kolkata

30


Finance Officer
Presidency University
Kolkata



STATE FUND

SCHEDULE 4: FIXED ASSETS

DESCRIPTION	RATE OF DEPRECIATION	GROSS BLOCK				DEPRECIATION			NET BLOCK	
		VALUE AS AT 31.03.2021	ADDITIONS DURING THE YEAR	DEDUCTIONS DURING THE YEAR	VALUE AS AT 31.03.2022	FOR THE YEAR	ON DEDUCTIONS DURING THE YEAR	TOTAL UP TO 31.03.2022	AS AT 31.03.2022	AS AT 31.03.2021
A. TANGIBLE ASSETS										
Audio- Visual Equipment	20%	39,77,207	-	-	39,77,207	2,83,284	-	27,96,073	11,41,134	14,26,618
Building	2%	83,100	4,83,212	-	1,30,900	1,484	-	15,381	72,719	74,203
Computer Infrastructure	10%	10,62,563	-	-	10,62,563	1,15,648	-	5,11,010	10,40,835	6,67,201
Computer Hardware - Food Court	25%	25,21,681	-	-	25,21,681	6,953	-	21,16,723	2,09,958	2,78,611
Electrical Installation	14.33%	97,26,170	-	-	97,26,170	5,252	-	46,748	4,488	5,984
Electrical Appliances	14.33%	1,45,571	-	-	1,45,571	6,281	-	71,377	37,11,495	43,23,216
Equipment - Food Court	20%	2,05,713	-	-	2,05,713	5,569	-	1,994	75,372	65,884
Furniture - Food Court	20%	5,66,304	-	-	5,66,304	20,604	-	4,33,800	52,12	10,018
Furniture - Hostel & Flats	14.33%	79,51,570	-	-	79,51,570	41,235	-	48,571,84	34,11,621	29,11,621
Furniture & Fixtures - Food Court	20%	3,32,124	-	-	3,32,124	2,27,697	-	2,07,661	19,463	20,766
Free Safety System	25%	1,97,152	5,487	-	1,72,665	21,578	-	64,89,286	8,63,141	10,78,926
IT Equipment	25%	20,16,004	-	-	17,63,99	16,438	-	1,20,380	52,059	69,110
IT Network	25%	26,28,937	-	-	28,41,604	70,310	-	26,20,675	10,00,000	10,00,000
Leasehold Land	31.33%	26,28,937	1,356	-	25,33,991	32,131	-	25,65,721	64,372	95,047
Library books & Digital Materials	20%	87,83,461	8,225	-	70,64,543	3,44,929	-	74,09,372	13,83,842	17,26,518
Laboratory & Scientific Equipment	20%	15,73,320	-	-	15,73,320	5,338	-	11,40,949	2,09,271	2,61,589
Office Equipment	20%	17,45,387	-	-	17,45,387	1,32,982	-	12,65,137	4,80,250	6,00,312
Plant & Machinery	2%	4,34,17,804	70,121	-	4,34,06,925	8,720	-	36,99,021	3,80,11,904	4,05,34,983
Removal of Old Building - Food Court	2%	10,09,209	-	-	10,09,209	18,716	-	1,02,727	93,708	1,02,708
Sports Equipment	20%	31,500	61,360	-	25,200	19,915	-	1,86,929	3,35,543	2,02,323
Urnalis - Food Court	14.33%	3,58,112	-	-	1,46,782	31,431	-	1,84,233	13,339	16,639
Urnalis	25%	1,49,752	64,889	-	1,37,172	17,650	-	41,281	51,389	70,519
Urnalis	25%	1,31,712	-	-	1,31,712	66,653	-	1,78,520	15,21,57,830	15,29,28,643
TOTAL (A)		19,68,16,678	6,48,889	-	19,64,61,335	33,97,882	-	43,40,07,715	15,21,57,830	15,29,28,643
B. INTANGIBLE ASSETS										
Computer Software	25%	9,50,102	14,514	-	9,64,616	5,270	-	7,98,466	1,65,810	2,06,566
TOTAL (B)		5,90,127	14,514	-	5,96,127	5,270	-	7,98,466	1,65,810	2,06,566
TOTAL (A+B)		19,68,66,805	6,59,373	-	19,70,57,462	39,24,852	-	44,18,56,181	15,37,23,640	15,51,37,209

SCHEDULE 5: FIXED ASSETS (OPDP)

DESCRIPTION	RATE OF DEPRECIATION	GROSS BLOCK				DEPRECIATION			NET BLOCK	
		VALUE AS AT 31.03.2021	ADDITIONS DURING THE YEAR	DEDUCTIONS DURING THE YEAR	VALUE AS AT 31.03.2022	FOR THE YEAR	ON DEDUCTIONS DURING THE YEAR	TOTAL UP TO 31.03.2022	AS AT 31.03.2022	AS AT 31.03.2021
A. TANGIBLE ASSETS										
Audio- Visual Equipment	20%	13,87,604	-	88,179	13,99,323	1,03,051	-	9,07,923	3,91,403	5,19,227
Computer Hardware	24%	1,82,10,770	-	2,61,764	1,79,54,007	11,37,630	-	1,45,87,593	33,70,074	45,62,035
Electrical Appliances	14.33%	93,880	-	-	93,880	5,841	-	66,970	40,761	34,920
Furniture & Fixture	25%	3,160	-	-	3,160	231	-	1,842	1,318	1,319
IT Equipment	33.33%	61,82,379	-	1,87,177	59,85,202	2,87,146	-	51,54,311	8,49,931	11,54,397
Library books & Digital Materials	20%	62,18,569	245	-	63,18,314	3,40,998	-	55,50,041	6,68,283	10,02,393
Laboratory & Scientific Equipment	20%	1,27,06,475	-	-	1,27,06,475	8,70,119	-	92,25,639	34,00,336	43,51,045
Plant & Machinery	20%	3,990	-	-	3,990	119	-	1,472	478	597
Software	20%	32,000	-	-	32,000	86	-	3,172	2,886	3,172
TOTAL (A)		4,48,49,719	64,889	5,37,245	4,49,12,373	37,29,281	-	3,55,29,315	87,92,658	1,16,33,656
B. INTANGIBLE ASSETS										
Computer Software	25%	11,41,769	-	19,500	11,22,269	71,159	-	9,06,389	2,15,880	2,97,435
TOTAL (B)		11,41,769	-	19,500	11,22,269	71,159	-	9,06,389	2,15,880	2,97,435
TOTAL (A+B)		4,59,91,488	64,889	5,56,745	4,60,34,642	37,90,440	-	3,64,35,704	90,08,538	1,19,31,091

SCHEDULE 6: FIXED ASSETS (OPDP)

DESCRIPTION	RATE OF DEPRECIATION	GROSS BLOCK				DEPRECIATION			NET BLOCK	
		VALUE AS AT 31.03.2021	ADDITIONS DURING THE YEAR	DEDUCTIONS DURING THE YEAR	VALUE AS AT 31.03.2022	FOR THE YEAR	ON DEDUCTIONS DURING THE YEAR	TOTAL UP TO 31.03.2022	AS AT 31.03.2022	AS AT 31.03.2021
A. TANGIBLE ASSETS										
Furniture & Fixture	14.33%	4,02,416	-	-	4,02,416	42,323	-	1,49,392	2,53,024	2,95,347
IT Equipment	25%	44,500	-	-	44,500	4,010	-	20,530	33,970	37,980
Library books & Digital Materials	33.33%	4,200	-	-	4,200	443	-	2,872	1,328	1,771
Laboratory & Scientific Equipment	20%	2,000	-	-	2,000	221	-	1,798	442	663
Office Equipment	20%	21,000	-	-	21,000	2,150	-	12,398	8,602	10,752
Removal of Building	2%	38,449	-	-	38,449	2,897	-	16,619	11,830	14,767
Soft Furniture	14.33%	31,26,612	-	-	31,26,612	59,843	-	2,47,501	28,93,111	29,23,154
TOTAL (A)		37,08,999	-	-	37,08,999	1,17,417	-	4,79,211	32,29,788	33,47,208
B. INTANGIBLE ASSETS										
Computer Software	25%	37,08,999	-	-	37,08,999	1,17,417	-	4,79,211	32,29,788	33,47,208
TOTAL (A+B)		37,08,999	-	-	37,08,999	1,17,417	-	4,79,211	32,29,788	33,47,208

[Signature]
Finance Officer
Presidency University
Kolkata

[Signature]
Accounts Officer
Presidency University
Kolkata



PRESIDENCY UNIVERSITY
86/1 COLLEGE STREET, KOLKATA 700 073
SELF GENERATED FUND

SCHEDULE 16 : ADMINISTRATIVE & GENERAL EXPENSES

PARTICULARS	SGF	SGF- II	2021-22	2020-21
Travelling And Conveyance Expenses	-	-	-	-
Bank Charges	-	-	-	-
Internet	-	1,298	1,298	2,849
IT Consumables	-	13,458	13,458	11,757
Postage and Courier	-	-	-	3,026
Rent, Rates & taxes	-	-	-	-
Consultancy And Profession Fees	(2)	-	-2	54,637
Student Welfare	-	5,900	5,900	2,950
Students' Election Expenses	-	1,89,687	1,89,687	55,980
Miscellaneous	-	-	-	-
Transit Insurance	-	-	-	-
Service Charges	-	-	-	66,556
TOTAL	(2)	2,10,343	2,10,341	15,16,995

SCHEDULE 17 : REPAIR & MAINTENANCE

PARTICULARS	SGF	SGF- II	2021-22	2020-21
Office Equipment	-	885	885	-
IT Equipment	-	31,692	31,692	-
Lab Equipment	-	1,75,215	1,75,215	2,40,720
TOTAL	-	2,07,792	2,07,792	2,40,720

Sahy
Accounts Officer
Presidency University
Kolkata

[Signature]
Finance Officer
Presidency University
Kolkata



PRESIDENCY UNIVERSITY
86/1 COLLEGE STREET, KOLKATA 700 073
STATE (DEVELOPMENT) FUND

SCHEDULE 5: CAPITAL WORK IN PROGRESS

PARTICULARS	2021-22			2020-21
	Development Fund	RUSA Fund	Total	
Construction of 2nd Campus (including Boundary Wall) Building	3,68,528	1,65,000	5,33,528	1,58,94,62,455
Construction of Himalayan Centre at Kurseong	51,94,181	-	51,94,181	3,20,49,142
TOTAL	55,62,709	1,65,000	57,27,709	1,62,15,11,597

SCHEDULE 6: CAPITAL ADVANCE

PARTICULARS	2021-22			2020-21
	Development Fund	RUSA Fund	Total	
Advance To PWD against Various Works	10,51,059	-	10,51,059	17,11,342
Advance To WBHIDCO against construction of 2nd Campus (including Boundary Wall) Advance To PWD, Darjeeling Division against construction of Himalayan Centre at Kurseong	3,75,88,023	-	3,75,88,023	10,32,02,292
Advance To PWD from RUSA Fund against Various Works	-	5,80,75,416	5,80,75,416	51,94,181
TOTAL	3,86,39,082	5,80,75,416	9,67,14,498	14,42,64,741

SCHEDULE 7: INVESTMENTS IN FIXED DEPOSITS

PARTICULARS	2021-22			2020-21
	Development Fund	RUSA Fund	Total	
FIXED DEPOSITS -With Bank Of India	2,69,94,515	-	2,69,94,515	2,96,86,334
TOTAL	2,69,94,515	-	2,69,94,515	2,96,86,334

SCHEDULE 8: CURRENT ASSETS

PARTICULARS	2021-22			2020-21
	Development Fund	RUSA Fund	Total	
1. CASH AT BANK In Savings Account With Bank Of India In Savings Account With Canara Bank	36,70,225	-	36,70,225	50,86,823
2. ACCRUED INTEREST ON FIXED DEPOSIT -With Bank Of India	7,34,239	1,08,373	1,08,373	15,03,827
TOTAL	44,04,464	1,08,373	45,12,837	74,56,230

SCHEDULE 9: LOAN ADVANCE & DEPOSITS

PARTICULARS	2021-22			2020-21
	Development Fund	RUSA Fund	Total	
TDS Receivable	3,37,518	-	3,37,518	3,18,546
Receivable From PWD	-	-	-	64,444
Receivable From CESC	5,84,610	-	5,84,610	-
Receivable From WBSEDCL	8,18,990	-	8,18,990	8,41,739
Security Deposit - Electricity	2,33,57,715	-	2,33,57,715	2,33,55,234
TOTAL	2,50,98,833	-	2,50,98,833	2,45,79,963

SCHEDULE 10: INCOME FROM INVESTMENTS

PARTICULARS	2021-22			2020-21
	Development Fund	RUSA Fund	Total	
INTEREST ON FIXED DEPOSITS Including Interest accrued Rs 7,34,239/- in 2021-22 and Rs.8,65,580/- in 2020-21)	11,25,046	-	11,25,046	17,74,626
TOTAL (Transfer To Earmarked / Endowment)	11,25,046	-	11,25,046	17,74,626

SCHEDULE 11: OTHER INCOME

PARTICULARS	2021-22			2020-21
	Development Fund	RUSA Fund	Total	
INTEREST ON: -Savings Bank Account With Bank Of India -Savings Bank Account With Canara Bank	1,75,630	-	1,75,630	2,10,761
INTEREST ON SECURITY DEPOSIT (Electricity)	16,40,751	1,08,373	1,08,373	5,59,368
TOTAL	18,16,381	1,08,373	19,24,754	16,80,117

SCHEDULE 12: ADMINISTRATIVE & GENERAL EXPENSES

PARTICULARS	2021-22			2020-21
	Development Fund	RUSA Fund	Total	
Consultancy & Professional Fees	-	-	-	29,500
Electricity	8,41,738	-	8,41,738	8,21,232
Bank Charges	18	-	18	73
TOTAL	8,41,756	-	8,41,756	8,50,805

SCHEDULE 13: REPAIR & MAINTENANCE

PARTICULARS	2021-22			2020-21
	Development Fund	RUSA Fund	Total	
Lab equipment	-	-	-	-
TOTAL	-	-	-	-

Atul
Finance Officer
Presidency University
Kolkata



Shrey
Accounts Officer
Presidency University
Kolkata

SCHEDULE 4: FIXED ASSETS

DESCRIPTION	RATE OF DEPRECIATION	GROSS BLOCK				DEPRECIATION				NET BLOCK	
		VALUE AS AT 31.03.2021	ADDITIONS DURING THE YEAR	DEDUCTIONS DURING THE YEAR	VALUE AS AT 31.03.2022	ACCUMULATE D AMOUNT UPTO 31.03.2021	FOR THE YEAR	ON DEDUCTIONS DURING THE YEAR	TOTAL UPTO 31.03.2022	AS AT 31.03.2022	AS AT 31.03.2021
A. TANGIBLE ASSETS											
Audio - Visual Equipment	20%	60,51,618	-	-	60,51,618	37,30,906	4,64,142	-	41,95,048	18,56,570	23,20,712
Computer Hardware	25%	1,66,93,866	-	-	1,66,93,866	1,23,47,234	10,86,653	-	1,34,33,907	32,50,959	43,46,612
Electrical Appliances	14.33%	1,88,947	-	-	1,88,947	94,461	13,540	-	1,08,001	80,946	34,486
Electrical Installation	14.33%	10,87,63,923	-	-	10,87,63,923	5,33,08,960	79,46,696	-	6,12,55,656	4,75,00,267	5,54,54,963
Furniture, Fixture & Fittings	25%	4,23,26,989	-	-	4,23,26,989	2,03,62,170	31,18,899	-	2,36,81,069	1,86,45,920	2,17,54,819
IT Equipment	25%	27,64,783	-	-	27,64,783	23,03,069	1,15,429	-	24,18,498	3,46,285	4,61,714
ICT- Network	25%	3,79,86,087	-	-	3,79,86,087	3,00,50,735	19,33,838	-	3,21,84,573	58,01,514	77,33,532
Laboratory & Scientific Equipment	20%	5,28,30,246	6,600	-	5,28,30,246	63,87,190	63,87,190	-	2,72,81,488	2,55,48,758	31,9,55,948
Library Books & Digital Materials	33.33%	2,86,92,429	-	-	2,86,92,429	2,26,30,105	20,22,772	-	2,46,52,877	40,46,152	60,62,224
Office Equipment	20%	10,43,940	79,940	-	11,23,880	5,91,822	1,06,412	-	6,98,234	4,25,646	4,52,118
Renovation of Hindu Hostel	2%	2,44,17,225	-	-	2,44,17,225	13,20,039	4,61,943	-	17,82,002	2,26,35,223	2,30,97,166
Renovation of Building	2%	33,15,41,150	1,74,27,342	-	34,89,68,492	2,46,60,700	64,86,150	-	3,11,46,850	31,78,21,642	30,63,80,350
Sports equipment	20%	56,637	-	-	56,637	35,759	4,176	-	39,935	16,702	20,378
TANGIBLE ASSETS (2nd Campus)											
Audio - Visual Equipment- 2nd Campus	20%	-	6,94,02,900	-	6,94,02,900	-	2,94,26,830	-	2,94,26,830	3,99,76,070	-
Buildings, 2nd Campus	2%	-	1,11,91,61,686	-	1,11,91,61,686	-	5,50,67,231	-	5,50,67,231	1,06,40,94,455	-
Campus Infrastructure- 2nd Campus	10%	-	8,00,53,907	-	8,00,53,907	-	1,84,52,425	-	1,84,52,425	6,16,01,482	-
Electrical Installation-2nd Campus	14%	-	47,33,19,129	-	47,33,19,129	-	15,08,23,872	-	15,08,23,872	32,24,95,257	-
Elevator- 2nd Campus	20%	-	3,99,21,725	-	3,99,21,725	-	1,69,26,811	-	1,69,26,811	2,29,94,914	-
Equipment- 2nd Campus	20%	-	11,99,900	-	11,99,900	-	5,08,758	-	5,08,758	6,91,142	-
Fire Safety System- 2nd Campus	20%	-	6,19,66,187	-	6,19,66,187	-	2,62,73,664	-	2,62,73,664	3,56,92,523	-
Land- 2nd Campus	20%	-	1,00,51,290	-	1,00,51,290	-	-	-	-	1,00,51,290	-
TOTAL (A)		65,33,57,840	1,87,25,90,606	-	2,52,59,48,446	19,27,30,298	35,76,27,431	-	52,03,57,729	2,00,55,90,717	46,06,27,542
B. INTANGIBLE ASSETS											
Computer Software	25%	18,37,245	-	-	18,37,245	13,10,810	1,31,609	-	14,42,419	3,94,826	5,36,535
TOTAL (B)		18,37,245	-	-	18,37,245	13,10,810	1,31,609	-	14,42,419	3,94,826	5,36,535
TOTAL		83,71,85,085	1,87,25,90,606	-	2,70,96,73,691	32,37,41,108	37,07,88,840	-	66,44,29,547	2,04,50,85,543	51,42,84,077

Note: Depreciation for the year in respect of Tangible Assets (2nd Campus) includes prior period (2019-20,2020-21) depreciation of Rs. 19,01,36,403/- in total.

RUSA FUND

DESCRIPTION	RATE OF DEPRECIATION	GROSS BLOCK				DEPRECIATION				NET BLOCK	
		VALUE AS AT 31.03.2021	ADDITIONS DURING THE YEAR	DEDUCTIONS DURING THE YEAR	VALUE AS AT 31.03.2022	ACCUMULATE D AMOUNT UPTO 31.03.2021	FOR THE YEAR	ON DEDUCTIONS DURING THE YEAR	TOTAL UPTO 31.03.2022	AS AT 31.03.2022	AS AT 31.03.2021
TANGIBLE ASSETS											
Audio - Visual Equipment	20%	11,06,370	11,06,370	-	11,06,370	-	1,10,637	-	1,10,637	9,95,733	-
Electrical Installation	14.33%	58,61,251	-	-	58,61,251	10,31,399	6,92,118	-	17,23,517	41,37,734	48,29,862
Furniture, Fixture & Fittings	25%	4,45,37,683	1,27,87,840	-	4,45,37,683	1,18,49,924	46,84,156	-	1,65,34,080	2,80,03,601	3,26,37,259
ICT- Network	25%	2,20,30,821	-	-	2,20,30,821	50,45,086	74,43,394	-	1,24,88,480	2,23,30,181	1,69,83,795
Library Books & Digital Materials	33.33%	1,99,16,014	1,26,11,762	-	1,99,16,014	1,04,94,501	31,40,190	-	1,36,34,691	62,81,323	94,21,313
Renovation of Hindu Hostel	2%	73,62,481	50,30,469	-	1,23,92,950	1,42,739	3,96,630	-	5,39,389	1,94,34,854	72,19,232
Upgradation of Play Ground	2%	12,32,400	3,15,36,441	-	13,24,77,091	48,803	23,672	-	72,475	50,30,469	11,81,597
Renovation of Laboratory	2%	10,09,40,650	-	-	10,09,40,650	2,86,12,472	1,64,90,797	-	4,51,03,269	8,73,79,822	7,23,28,178
TOTAL (A)		10,09,40,650	3,15,36,441	-	13,24,77,091	2,86,12,472	1,64,90,797	-	4,51,03,269	8,73,79,822	7,23,28,178
B. INTANGIBLE ASSETS											
Computer Software	25%	18,37,245	-	-	18,37,245	13,10,810	1,31,609	-	14,42,419	3,94,826	5,36,535
TOTAL (B)		18,37,245	-	-	18,37,245	13,10,810	1,31,609	-	14,42,419	3,94,826	5,36,535
TOTAL		10,09,40,650	3,15,36,441	-	13,24,77,091	2,86,12,472	1,64,90,797	-	4,51,03,269	8,73,79,822	7,23,28,178



[Signature]
Accounts Officer
Presidency University
Kolkata

[Signature]
Finance Officer
Presidency University
Kolkata

PRESIDENCY UNIVERSITY
86/1 COLLEGE STREET, KOLKATA 700 073

ENDOWMENT FUND

SCHEDULE 5 : INVESTMENT IN FIXED DEPOSITS

PARTICULARS	2021-22	2020-21
FIXED DEPOSITS AGAINST ENDOWMENT FUND		
II) FIXED DEPOSITS WITH CANARA BANK	45,81,838	45,75,080
III) FIXED DEPOSITS WITH STATE BANK OF INDIA	17,29,097	17,28,821
TOTAL	63,10,935	63,03,901

SCHEDULE 6 : CURRENT ASSETS

PARTICULARS	2021-22	2020-21
I. CASH AT BANK		
-In Savings Bank Account With Canara Bank	42,10,828	38,93,819
-In Savings Bank Account With State Bank Of India	9,54,935	8,12,251
2. ACCRUED INTEREST ON FIXED DEPOSITS WITH SBI	14,609	30,654
3. ACCRUED INTEREST ON FIXED DEPOSITS WITH CANARA BANK	23,754	28,773
TOTAL	52,04,126	47,65,497

SCHEDULE 7 : LOANS, ADVANCES & DEPOSITS

PARTICULARS	2021-22	2020-21
I. TDS RECEIVABLE	17,359	60,559
TOTAL	17,359	60,559

SCHEDULE 8 : INCOME FROM INVESTMENTS

PARTICULARS	2021-22	2020-21
INTEREST ON FIXED DEPOSITS		
-With State Bank of India (Including Interest accrued Rs.14,609/- in 2021-22 and Rs.30,654/- in 2020-21)	93,721	1,17,017
-With Canara Bank (Including Interest accrued Rs.23,754/- in 2021-22 and Rs.28,773/- in 2020-21)	2,45,310	2,76,744
TOTAL (Transfer To Earmarked / Endowment)	3,39,031	3,93,761

SCHEDULE 9 : OTHER INCOME

PARTICULARS	2021-22	2020-21
INTEREST ON SAVINGS ACCOUNTS:		
-With State Bank Of India	23,563	20,528
-With Canara Bank	1,18,104	1,06,482
Miscellaneous Receipts	8	-
TOTAL	1,41,675	1,27,010

SCHEDULE 10 : ACADEMIC-EXPENSES

PARTICULARS	2021-22	2020-21
Stipend, Scholarship And Prizes	2,40,645	7,957
Scholarship-Merit-cum-Means	19,267	12,900
Seminar & Workshop	2,500	-
TOTAL	2,62,412	20,857

SCHEDULE 11 : ADMINISTRATIVE AND GENERAL EXPENSES

PARTICULARS	2021-22	2020-21
Bank Charges	72	72
TOTAL	72	72

[Signature]
Accounts Officer
Presidency University
Kolkata

[Signature]
Finance Officer
Presidency University
Kolkata



PRESIDENCY UNIVERSITY
86/1 COLLEGE STREET, KOLKATA 700 073

PRESIDENCY UNIVERSITY VICE CHANCELLOR'S FUND FOR EXCELLENCE

SCHEDULE 5: INVESTMENT IN FIXED DEPOSITS

PARTICULARS	2021-22	2020-21
FIXED DEPOSITS AGAINST ENDOWMENT FUND		
-With Canara Bank	77,75,709	77,75,709
-With Axis Bank	8,49,21,691	7,42,93,301
TOTAL	9,26,97,400	8,20,69,010

SCHEDULE 6: CAPITAL ADVANCE

PARTICULARS	2021-22	2020-21
Advance To PWD against Civil Work and Electrical Installation for State-of-the-art lecture theatre	15,58,855	-
TOTAL	15,58,855	-

SCHEDULE 7 : CURRENT ASSETS

PARTICULARS	2021-22	2020-21
CASH AT BANK		
-In Savings Bank Account With Axis Bank Ltd	34,50,275	1,07,11,559
-In Savings Bank Account With Bank of India	59,476	57,782
ACCRUED INTEREST ON FIXED DEPOSITS		
-With Canara Bank	72,527	1,10,098
-With Axis Bank Ltd	8,85,682	8,09,138
TOTAL	44,67,959	1,16,88,576

SCHEDULE 8 : LOAN ADVANCE & DEPOSITS

PARTICULARS	2021-22	2020-21
RECEIVABLE FROM ENDOWMENT FUND	22,90,378	21,00,670
TDS RECEIVABLE	-	21,713
TOTAL	22,90,378	21,22,383

SCHEDULE 9 : INCOME FROM INVESTMENTS

PARTICULARS	2021-22	2020-21
INTEREST ON FIXED DEPOSITS		
-With Canara Bank (Including Interest accrued Rs.72,527/- in 2021-22 and Rs.1,10,098/- in 2020-21)	4,86,637	6,28,210
-With Axis Bank Ltd (Including Interest accrued Rs.8,85,682/- in 2021-22 and Rs.8,09,138/- in 2020-21)	58,01,110	58,89,242
TOTAL (Transfer To Earmarked / Endowment)	62,87,747	65,17,452

SCHEDULE 10 : OTHER INCOME

PARTICULARS	2021-22	2020-21
INTEREST ON SAVINGS ACCOUNTS:		
-With Bank of India	1,694	15438
-With Axis Bank Ltd	2,13,368	3,26,344
Miscellaneous receipt	-	2
Collaborative Research Assistance	2,85,848	-
TOTAL	5,00,910	3,41,784

SCHEDULE 11 : STAFF PAYMENTS & BENEFITS

PARTICULARS	2021-22	2020-21
Gross Salary - Infosys Chair Professor in Economics	-	19,74,194
TOTAL	-	19,74,194

SCHEDULE 12 : ACADEMIC EXPENSES

PARTICULARS	2021-22	2020-21
Research Expenses	1,42,924	-
Stipend, Scholarship & Prizes	-	45,000
Seminar & Workshop	16,500	1,200
Scholarship-Merit cum Means	5,98,967	5,38,400
TOTAL	7,58,391	5,84,600

SCHEDULE 13 : ADMINISTRATIVE & GENERAL EXPENSES

PARTICULARS	2021-22	2020-21
Consultancy & Professional Fees	7,080	5,900
Bank Charges	-	51
Research Consultancy	1,42,924	-
TOTAL	1,50,004	5,951

[Signature]
Finance Officer
Presidency University
Kolkata



[Signature]
Accounts Officer
Presidency University
Kolkata

PRESIDENCY UNIVERSITY VICE CHANCELLOR'S FUND FOR EXCELLENCE

SCHEDULE 4 - FIXED ASSETS

DESCRIPTION	RATE OF DEPRECIATION	GROSS BLOCK			DEPRECIATION			NET BLOCK			
		VALUE AS AT 31.03.2021	ADDITIONS DURING THE YEAR	DEDUCTIONS DURING THE YEAR	VALUE AS AT 31.03.2022	ACCUMULATE D AMOUNT UPTO 31.03.2021	FOR THE YEAR	ON DEDUCTIONS DURING THE YEAR	TOTAL UPTO 31.03.2022	AS AT 31.03.2022	AS AT 31.03.2021
Audio Visual Equipment	20%	2,66,482	-	-	2,66,482	26,648	47,967	-	74,615	1,91,867	2,39,834
Computer Hardware	25%	77,249	-	-	77,249	58,629	4,655	-	63,284	13,965	18,620
Electrical Installation	14.33%	12,04,799	2,75,372	-	14,80,171	5,55,821	1,12,729	-	6,68,550	8,11,621	6,48,978
IT Equipment	25%	7,140	-	-	7,140	5,164	494	-	5,658	1,482	1,976
Laboratory & Scientific Equipment	20%	26,35,587	-	-	26,35,587	7,39,688	3,79,180	-	11,18,868	15,16,719	3,89,899
Library Books & Digital Materials	33.33%	5,22,672	-	-	5,22,672	3,94,098	42,854	-	4,36,952	85,720	1,28,574
Renovation of Buildings	2%	30,16,630	41,85,002	-	72,01,632	2,55,686	1,38,919	-	3,94,605	68,07,027	27,60,944
Renovation of Buildings- Bankim Hall	2%	14,29,999	-	-	14,29,999	1,37,393	25,852	-	1,63,245	12,66,754	12,92,606
TOTAL		91,60,558	44,60,374	-	1,36,20,932	21,73,127	7,52,650	-	29,25,777	1,06,95,155	69,87,431

[Signature]
Accounts Officer
Presidency University
Kolkata

[Signature]
Finance Officer
Presidency University
Kolkata



PRESIDENCY UNIVERSITY
86/1 COLLEGE STREET, KOLKATA 700 073

STUDENTS' ACTIVITIES FUND

SCHEDULE 1: STUDENTS' ACTIVITIES FUND (DESIGNATED FUND)

PARTICULARS	2021-22	2020-21
A. OPENING BALANCE OF FUND	26,87,539	20,46,385
B. ADDITION TO THE FUND:		
- Sponsorship		-
- Transfer from Self Generated Fund II	5,39,511	5,90,431
- Surplus For The Year Transferred From Income & Expenditure Account	73,205	73,385
TOTAL (A+B)	33,00,255	27,10,201
C. UTILIZATION OF FUND		
- Transfer to Self Generated Fund-II	-	-
Revenue Expenditure transferred to Income & Expenditure		
- Academic Expenses	5,02,654	17,634
- Administrative and General Expenses	6,27,318	5,028
TOTAL (C)	11,29,972	22,662
NET BALANCE AS AT 31-3-2022 (A+B-C)	21,70,283	26,87,539

SCHEDULE 2 : CURRENT LIABILITIES & PROVISION

PARTICULARS	2021-22	2020-21
CURRENT LIABILITIES		
TDS U/S 194C	-	-
TDS U/S 194J	-	-
TOTAL	-	-

SCHEDULE 3 : INVESTMENT IN FIXED DEPOSITS

PARTICULARS	2021-22	2020-21
FIXED DEPOSITS		
- With Canara Bank	5,14,889	4,87,517
TOTAL	5,14,889	4,87,517

SCHEDULE 4 : CURRENT ASSETS

PARTICULARS	2021-22	2020-21
1. CASH AT BANK		
- In Savings Account With Canara Bank	16,36,170	15,90,318
2. ACCRUED INTEREST ON		
- Fixed Deposit With Canara Bank	19,224	19,273
TOTAL	16,55,394	16,09,591

SCHEDULE 5 : LOAN, ADVANCE & DEPOSITS

PARTICULARS	2021-22	2020-21
1. RECEIVABLE		
- Receivable from Self Generated Fund II	-	5,90,431
TOTAL	-	5,90,431

SCHEDULE 6 : INCOME FROM INVESTMENTS

PARTICULARS	2021-22	2020-21
Interest On Fixed Deposit		
- With Canara Bank (Including Interest accrued Rs. 19,224/- in 2021-22 and Rs. 19,273/- in 2020-21)	27,323	28,521
TOTAL	27,323	28,521

SCHEDULE 7 : OTHER INCOME

PARTICULARS	2021-22	2020-21
INTEREST ON:		
- Savings Bank Account With Canara Bank	45,882	44,864
TOTAL	45,882	44,864

SCHEDULE 8 : ACADEMIC EXPENSES

PARTICULARS	2021-22	2020-21
Students' Welfare Expenses	4,70,425	-
Games & Sports	18,669	-
Cultural & Ceremonial Expenses	13,560	17,634
TOTAL	5,02,654	17,634

SCHEDULE 9 : ADMINISTRATIVE & GENERAL EXPENSES

PARTICULARS	2021-22	2020-21
Printing & Stationery	-	4,956
Donation	6,27,246	-
Bank Charges	72	72
TOTAL	6,27,318	5,028

[Signature]
Finance Officer
Presidency University
Kolkata



[Signature]
Accounts Officer
Presidency University
Kolkata

F.Y. 2017-18(4.1.2-4.4.1) Infrastructure, Academic and Physical facilities fund wise details

Fund	Expenditure for Infrastructure Augmentation(INR)	Expenditure on maintainance of academic facilities(INR)	Expenditure on maintainance of physical facilities(INR)
State Fund	83,29,429.00	2,28,05,084	9,85,65,953
SGF	8,89,030.00	6,24,127	43,30,542
Development	3,19,80,531.00	-	26,48,71,192
Endowment Fund		3,72,759	4,142
PUVCFE	12,04,799.00	10,89,758	22,40,351
SAF	-	2,55,326	36
CF	-	42,47,234	-
UGC	46,78,372.00	-	2,65,69,089
Total	4,70,82,161	* 2,93,94,288	39,65,81,305

* Details in 2nd Page

Accounts Officer (2nd Campus)
Presidency University
Kolkata

Finance Officer
Presidency University
Kolkata

Director
Internal Quality Assurance Cell (IQAC)
Presidency University
Kolkata-700073

Registrar
Presidency University
Kolkata

Expenditure on maintenance of academic facilities (4.1.2-4.4.1)

Academic Expenses details	2017-18	2018-19	2019-20	2020-21	2021-22
Capital FRPDF expenses *	40,84,679.00	77,34,304.00	11,33,604.00	-	-
Revenue FRPDF expenses *	73,91,935.00	79,79,429.00	42,35,504.00	-	-
TOTAL	1,14,76,614.00	1,57,13,733.00	53,69,108.00	-	-
less: FRPDF expenses shown separately					
Staff Development under metric (6.3.2)	41,39,600.00	43,89,488.00	37,79,874.00	-	-
Seed Money under metric (3.1.2)	16,05,446.00	23,17,404.00	1,96,074.00	-	-
Net FRPDF expenses (a part of Expenses on Academic maintenance)	57,31,568.00	90,06,841.00	13,93,160.00	-	-
Add: Other Academic Expenses (Vide Note below) **	2,36,62,720.00	84,68,678.00	87,09,877.00	22,91,270.00	29,40,050.00
Total Academic Expenses	2,93,94,288.00	1,74,75,519.00	1,01,03,037.00	22,91,270.00	29,40,050.00

* Note: FRPDF ^{SHARES} for Faculty Research & Professional Development Fund

Year	Fund	Schedule Number	Page No.	Amount
2017-18	State Fund	Schedule-13	29	1,70,73,516.00
	Self Generated Fund	Schedule-14	38	6,24,127.00
	Endowment Fund	Schedule-11	57	3,72,759.00
	Vice Chancellor's Fund	Schedule-12	70	10,89,758.00
	Student Activity Fund	Schedule-8	45	2,55,326.00
	Confidential Fund	Schedule-4	42	42,47,234.00
		TOTAL		2,36,62,720.00
2018-19	State Fund	Schedule-14	29	55,03,386.00
	Self Generated Fund	Schedule-14	38	1,15,75,400.00
	Endowment Fund	Schedule-10	55	1,59,097.00
	Vice Chancellor's Fund	Schedule-11	68	9,15,250.00
	Student Activity Fund	Schedule-8	45	4,44,990.00
	Confidential Fund	Schedule-4	42	2,88,415.00
		TOTAL		84,68,678.00
2019-20	State Fund	Schedule-15	29	57,09,074.00
	Self Generated Fund	Schedule-14	38	5,59,153.00
	Endowment Fund	Schedule-10	55	1,73,332.00
	Vice Chancellor's Fund	Schedule-12	69	16,89,233.00
	Student Activity Fund	Schedule-8	45	16,930.00
	Confidential Fund	Schedule-4	42	5,62,155.00
		TOTAL		87,09,877.00
2020-21	State Fund	Schedule-15	29	13,91,779.00
	Self Generated Fund	Schedule-15	38	1,22,550.00
	Endowment Fund	Schedule-10	55	20,857.00
	Vice Chancellor's Fund	Schedule-12	69	5,84,600.00
	Student Activity Fund	Schedule-8	45	17,634.00
	Confidential Fund	Schedule-4	42	1,53,850.00
		TOTAL		22,91,270.00
2021-22	State Fund	Schedule-15	29	9,32,823.00
	Self Generated Fund	Schedule-15	38	99,521.00
	Endowment Fund	Schedule-10	55	2,62,412.00
	Vice Chancellor's Fund	Schedule-12	69	7,58,391.00
	Student Activity Fund	Schedule-8	45	5,02,654.00
	Confidential Fund	Schedule-4	42	3,84,249.00
		TOTAL		29,40,050.00


 Accounts Officer (2nd Campus)
 Presidency University
 Kolkata


 Finance Officer
 Presidency University
 Kolkata

PRESIDENCY UNIVERSITY
86/1 COLLEGE STREET, KOLKATA 700 073

STATE FUND (NON PLAN)

SCHEDULE 12: STAFF PAYMENTS & BENEFITS

PARTICULARS	2017-18	2016-17
GENERAL:		
Salaries And Wages	16,05,37,260	13,01,76,538
Bonus	2,88,800	39,600
Gratuity	-	12,00,000
Leave Salary	-	34,65,343
Pension	16,95,693	10,48,267
Commutated Pension	-	37,12,570
Honorarium To Guest Teachers / Visiting Teachers	48,31,500	59,76,400
Sub Total	16,73,53,253	14,56,18,718
FRPDF:		
Testing Fees	3,804	12,000
Travel	84,813	-
Laboratory Consumables	11,01,424	24,46,249
Fieldwork Expenses	1,13,609	-
Chemicals & Glassware	11,80,789	-
Internet Charges	1,49,108	1,23,953
Sampling Analysis & Data Processing Charges	3,81,930	37,252
Staff Development Expenses (Seminar)	41,39,600	31,52,154
IT Consumables	1,38,961	1,78,058
Repairing of Laboratory Equipment	12,765	16,746
Repairing of Computer	85,132	12,000
Sub Total	73,91,935	59,78,412
TOTAL	17,47,45,188	15,15,97,130

SCHEDULE 13: ACADEMIC EXPENSES

PARTICULARS	2017-18	2016-17
Fellowship Expenses	22,68,000	41,90,644
Laboratory Expenses	3,33,486	39,224
Fieldwork	7,82,233	6,94,295
Fuel Expenses- Laboratory	8,167	11,473
Career Counselling & Placement	-	-
Convocation Expenses	12,12,774	12,94,965
Examination Expenses	26,075	35,350
Best Teacher Award	-	50,000
Chemicals Classware	5,49,757	1,55,169
Debate Expenses	4,000	-
Games & Sports	5,365	1,369
Admission Expense	9,027	-
Registration Fees	1,000	-
Winter/Summer School Programme	-	18,07,905
Inter University Academic Exchange Programme	10,22,454	6,15,826
Experimental Works	-	-
Seminar & Workshops	1,08,51,178	32,70,801
TOTAL	1,70,73,516	1,21,67,021

Bahya
Accounts Officer
Presidency University
Kolkata

[Signature]
Finance Officer
Presidency University
Kolkata



PRESIDENCY UNIVERSITY
86/1 COLLEGE STREET, KOLKATA 700 073
SELF GENERATED FUND

SCHEDULE 10 : GRANTS

PARTICULARS	SGF	SGF- II	2017-18	2016-17
Project Overhead Grant				
TOTAL		28,75,827	28,75,827	37,85,559
		28,75,827	28,75,827	37,85,559

SCHEDULE 11 : INCOME FROM INVESTMENTS

PARTICULARS	SGF	SGF- II	2017-18	2016-17
INTEREST ON FIXED DEPOSIT (Including Interest accrued Rs. 10,55,456/- in 2017-18 and Rs. 25,43,115/- in 2016-17)	15,21,439	3,78,448	18,99,887	31,79,407
TOTAL	15,21,439	3,78,448	18,99,887	31,79,407

SCHEDULE 12 : OTHER INCOME



PARTICULARS	SGF	SGF- II	2017-18	2016-17
INTEREST ON:				
-Savings Bank Account With Axis Bank Ltd	2,04,259	-	2,04,259	3,89,888
-Savings Bank Account With SBI	-	3,06,122	3,06,122	2,69,364
Prior Period Items	-	-	-	9,000
Consultancy Services	-	1,25,000	1,25,000	8,000
Tender Fees	-	1,16,698	1,16,698	1,71,000
Seminar Registration Fees	-	1,22,553	1,22,553	28,000
Sale of Merchandise	-	-	-	2,91,735
Sale of Scrap Material	10,50,001	15,089	10,65,090	6,53,162
Establishment Charges	-	1,35,000	1,35,000	1,38,000
Seat Rent	-	1,97,230	1,97,230	2,81,390
Sponsorship	-	20,000	20,000	25,000
INCOME FROM LAND & BUILDING:				
-Rent of Photocopy Centre	-	1,58,400	1,58,400	66,000
-Rent of Food Court	-	4,07,923	4,07,923	3,12,000
-Rent of Play Ground	-	1,38,136	1,38,136	1,15,000
Miscellaneous Income	7,68,677	8,689	7,77,366	24,723
TOTAL	20,22,937	17,50,840	37,73,777	27,82,262

SCHEDULE 13: STAFF PAYMENTS AND BENEFITS

PARTICULARS	SGF	SGF- II	2017-18	2016-17
Staff Welfare Expenses	-	21,89,330	21,89,330	8,16,752
Salaries	-	1,41,697	1,41,697	-
Staff Development Expenses	-	73,261	73,261	-
TOTAL	-	24,04,288	24,04,288	8,16,752

SCHEDULE 14 : ACADEMIC EXPENSES

PARTICULARS	SGF	SGF- II	2017-18	2016-17
Admission Expenses	-	-	-	10,360
Debate Expenses	-	47,018	47,018	1,07,797
Travelling And Conveyance Expenses	-	-	-	-
Examination Expenses	9,446	3,19,393	3,28,839	2,52,185
Field Work	-	-	-	-
Seminar & Workshop	-	56,535	56,535	3,70,647
Seminar/Workshop-Welcome Trust/DBT-IA	-	-	-	-
Scholarship-Merit Cum Means	-	64,500	64,500	-
Inter University Academic Exchange Programme	-	-	-	2,86,600
Games & Sports	-	1,27,235	1,27,235	1,34,838
TOTAL	9,446	6,14,681	6,24,127	11,62,927



 Accounts Officer Finance Officer
 Presidency University, Kolkata Presidency University, Kolkata



PRESIDENCY UNIVERSITY
86/1 COLLEGE STREET, KOLKATA 700 073

ENDOWMENT FUND

SCHEDULE 5 : INVESTMENT IN FIXED DEPOSITS

PARTICULARS	2017-18	2016-17
FIXED DEPOSITS AGAINST ENDOWMENT FUND		
ii) FIXED DEPOSITS WITH CANARA BANK	45,02,565	44,95,506
iii) FIXED DEPOSITS WITH STATE BANK OF INDIA	16,29,202	15,99,614
TOTAL	61,31,767	60,95,120

SCHEDULE 6 : CURRENT ASSETS

PARTICULARS	2017-18	2016-17
1. CASH IN HAND		
2. CASH AT BANK		
-In Savings Bank Account With Canara Bank	22,25,930	18,89,276
-In Savings Bank Account With State Bank Of India	5,52,557	7,27,949
3. ACCRUED INTEREST ON FIXED DEPOSITS WITH SBI	29,168	15,492
4. ACCRUED INTEREST ON FIXED DEPOSITS WITH CANARA BANK	47,746	49,451
TOTAL	28,55,401	26,82,168

SCHEDULE 7 : LOANS, ADVANCES & DEPOSITS

PARTICULARS	2017-18	2016-17
1. TDS RECEIVABLE	18,230	1
2. ADVANCE TO STAFF		
3. RECEIVABLE FROM VICE-CHANCELLOR'S FUND FOR EXCELLENCE	98,000	98,000
TOTAL	1,16,230	98,001

SCHEDULE 8 : INCOME FROM INVESTMENTS

PARTICULARS	2017-18	2016-17
INTEREST ON FIXED DEPOSITS		
-With State Bank of India (Including Interest accrued Rs.29,168/- in 2017-18 and Rs.15,492/- in 2016-17)	1,27,703	1,51,443
-With Canara Bank (Including Interest accrued Rs.47,746/- in 2017-18 and Rs.49,451/- in 2016-17)	3,45,240	3,47,790
TOTAL (Transfer To Earmarked / Endowment)	4,72,943	4,99,233

SCHEDULE 9 : OTHER INCOME

PARTICULARS	2017-18	2016-17
INTEREST ON SAVINGS ACCOUNTS:		
-With State Bank Of India	25,369	38,062
-With Canara Bank	86,353	73,964
TOTAL	1,11,722	1,12,026

SCHEDULE 10 : ACADEMIC EXPENSES

PARTICULARS	2017-18	2016-17
Stipend, Scholarship And Prizes	2,75,543	1,42,560
Endowment Medals		10,800
Seminar & Workshop	97,216	2,23,578
TOTAL	3,72,759	3,76,938

SCHEDULE 11 : ADMINISTRATIVE AND GENERAL EXPENSES

PARTICULARS	2017-18	2016-17
Printing Charges	4106	
Bank Charges	36	619
TOTAL	4,142	619

Shy
Accounts Officer
Presidency University
Kolkata

Thunder
Finance Officer
Presidency University
Kolkata



PRESIDENCY UNIVERSITY
86/1 COLLEGE STREET, KOLKATA 700 073

PRESIDENCY UNIVERSITY VICE CHANCELLOR'S FUND FOR EXCELLENCE

SCHEDULE 5: CAPITAL WORK IN PROGRESS

PARTICULARS	2017-18	2016-17
Building		
TOTAL	-	22,34,451
	-	22,34,451

SCHEDULE 6: INVESTMENT IN FIXED DEPOSITS

PARTICULARS	2017-18	2016-17
FIXED DEPOSITS AGAINST ENDOWMENT FUND		
-With Canara Bank	75,45,709	75,45,709
-With Axis Bank	7,37,51,847	6,90,12,925
TOTAL	8,12,97,556	7,65,58,634

SCHEDULE 7: CURRENT ASSETS

PARTICULARS	2017-18	2016-17
1. CASH AT BANK		
-In Savings Bank Account With Axis Bank Ltd	32,92,593	12,51,527
-In Savings Bank Account With Bank of India	1,33,209	11,91,504
5. ACCRUED INTEREST ON FIXED DEPOSITS		
-With Canara Bank	1,18,552	1,18,552
-With Axis Bank Ltd	15,68,495	10,56,896
TOTAL	51,12,848	36,18,479

SCHEDULE 8: LOAN ADVANCE & DEPOSITS

PARTICULARS	2017-18	2016-17
1. ADVANCE TO STAFF		
2. RECEIVABLE FROM ENDOWMENT FUND	60000	-
3. RECEIVABLE FROM SELF- GENERATED FUND	14,36,108	12,26,830
4. TDS RECEIVABLE	-	8,81,825
TOTAL	8,322	8,322
	15,04,430	21,16,977

SCHEDULE 9: INCOME FROM INVESTMENTS

PARTICULARS	2017-18	2016-17
INTEREST ON FIXED DEPOSITS		
-With Canara Bank (Including Interest accrued Rs. 1,18,552/- in 2017-18 and Rs. 1,18,552/- in 2016-17)	6,79,292	6,80,022
-With Bank Of India (Including Interest accrued NIL in 2017-18 and in 2016-17)	16,613	2,02,643
-With Axis Bank Ltd (Including Interest accrued Rs. 15,68,495/- in 2017-18 and Rs. 10,56,896/- in 2016-17)	5927339	58,66,531
TOTAL (Transfer To Earmarked / Endowment)	66,23,244	67,49,196

SCHEDULE 10: OTHER INCOME

PARTICULARS	2017-18	2016-17
INTEREST ON SAVINGS ACCOUNTS:		
-With Bank of India	9,410	6074
-With Axis Bank Ltd	56,622	67,635
TOTAL	66,032	73,709

SCHEDULE 11: STAFF PAYMENTS & BENEFITS

PARTICULARS	2017-18	2016-17
Gross Salary - Chair Professor	8,81,719	18,00,000
Gross Salary - Distinguish Professor	41,40,000	55,20,000
TOTAL	50,21,719	73,20,000

SCHEDULE 12: ACADEMIC EXPENSES

PARTICULARS	2017-18	2016-17
Seminar & Workshop-NKM Endowment Lecture	95,094	98,410
Stipend, Scholarship & Prizes	1,21,740	1,27,950
Seminar & Workshop	2,29,130	-
Sponsorship-Merit cum Means	6,43,794	6,25,133
TOTAL	10,89,758	8,51,493

SCHEDULE 13: ADMINISTRATIVE & GENERAL EXPENSES

PARTICULARS	2017-18	2016-17
Bank Charges	-	104
Consultancy & professional Fees	5,900	19,78,000
Advertisement & Publicity	4,09,834	-
TOTAL	4,15,734	19,78,104

[Signature]
Finance Officer
Presidency University
Kolkata

[Signature]
Accounts Officer
Presidency University
Kolkata



PRESIDENCY UNIVERSITY
86/1 COLLEGE STREET, KOLKATA 700 073
STUDENTS' ACTIVITIES FUND

SCHEDULE 1: STUDENTS' ACTIVITIES FUND (DESIGNATED FUND)

PARTICULARS	2017-18	2016-17
A. OPENING BALANCE OF FUND		
B. ADDITION TO THE FUND:	6,21,249	5,79,758
- Sponsorship		
- Transfer from Self Generated Fund II	1,08,000	1,92,000
- Surplus For The Year Transferred From Income & Expenditure Account	5,10,034	2,23,400
	34,908	15,966
TOTAL (A+B)	12,74,191	10,11,124
C. UTILIZATION OF FUND		
- Transfer to Self Generated Fund-II	200	-
Revenue Expenditure transferred to Income & Expenditure		
- Academic Expenses	2,55,326	3,89,875
- Administrative and General Expenses	36	-
TOTAL (C)	2,55,562	3,89,875
NET BALANCE AS AT 31-3-2018 (A+B-C)	10,18,629	6,21,249

SCHEDULE 2 : CURRENT LIABILITIES & PROVISION

PARTICULARS	2017-18	2016-17
CURRENT LIABILITIES		
Payable to Self-Generated Fund		
TDS U/S 194C	-	400
TDS U/S 194J	-	-
TOTAL	10,000	400

SCHEDULE 3 : INVESTMENT IN FIXED DEPOSITS

PARTICULARS	2017-18	2016-17
FIXED DEPOSITS		
- With Canara Bank	-	-
TOTAL	4,00,000	-

SCHEDULE 4 : CURRENT ASSETS

PARTICULARS	2017-18	2016-17
1. CASH AT BANK		
- In Savings Account With Canara Bank	4,30,731	6,20,249
2. ACCRUED INTEREST ON		
- Fixed Deposit With Canara Bank	19,498	-
TOTAL	4,50,229	6,20,249

SCHEDULE 5 : LOAN, ADVANCE & DEPOSITS

PARTICULARS	2017-18	2016-17
1. TDS RECEIVABLE	1,400	1,400
2. ADVANCE TO STAFF	1,77,000	-
TOTAL	1,78,400	1,400

SCHEDULE 6 : INCOME FROM INVESTMENTS

PARTICULARS	2017-18	2016-17
Interest On Fixed Deposit	21,199	-
TOTAL	21,199	-

SCHEDULE 7 : OTHER INCOME

PARTICULARS	2017-18	2016-17
INTEREST ON:		
- Savings Bank Account With Canara Bank	13,709	14,566
Prior Period Items	-	1,400
TOTAL	13,709	15,966

SCHEDULE 8 : ACADEMIC EXPENSES

PARTICULARS	2017-18	2016-17
Freshers' Welcome Expenses		
Cultural & Ceremonial Expenses	-	-
Sports & Game Expenses	2,48,326	3,78,375
Magazine	7,000	11,500
TOTAL	2,55,326	3,89,875

SCHEDULE 9 : ADMINISTRATIVE & GENERAL EXPENSES

PARTICULARS	2017-18	2016-17
IT Consumables		
Bank Charges	36	-
TOTAL	36	-

[Signature]
Finance Officer
Presidency University
Kolkata

[Signature]
Accounts Officer
Presidency University
Kolkata



PRESIDENCY UNIVERSITY
86/1 COLLEGE STREET, KOLKATA 700 073

CONFIDENTIAL FUND

SCHEDULE 1: CONFIDENTIAL FUND (DESIGNATED FUND)

PARTICULARS	2017-18	2016-17
A. OPENING BALANCE OF FUND		
B. ADDITION TO THE FUND:	1,09,589	88,044
-Transfer From Self Generated Fund	-	9,65,000
-Transfer From State Fund-Non Plan	44,32,000	-
-Surplus For The Year Transferred From Income And Expenditure Account	9,372	11,919
TOTAL (A+B)	45,50,961	10,64,963
C. UTILIZATION TOWARDS OBJECTIVES OF FUND:		
Revenue Expenditure transferred to Income & Expenditure		
-Academic Expenses	42,47,234	9,54,770
-Administrative and General Expenses	-	604
TOTAL (C)	42,47,234	9,55,374
NET BALANCE AS AT 31-3-2018 (A+B-C)	3,03,727	1,09,589

SCHEDULE 2 : CURRENT ASSETS

PARTICULARS	2017-18	2016-17
CASH AT BANK		
-In Savings Account With Bank Of Baroda	3,03,727	1,09,589
TOTAL	3,03,727	1,09,589

SCHEDULE 3 : OTHER INCOME

PARTICULARS	2017-18	2016-17
INTEREST ON SAVINGS ACCOUNT:		
-With Bank Of Baroda	9,372	11,919
TOTAL	9,372	11,919

SCHEDULE 4 : ACADEMIC EXPENSES

PARTICULARS	2017-18	2016-17
Confidential Expenses	42,47,234	9,54,770
TOTAL	42,47,234	9,54,770

SCHEDULE 5 : ADMINISTRATIVE & GENERAL EXPENSES

PARTICULARS	2017-18	2016-17
Bank Charges	-	604
TOTAL	-	604

S. Saha
Accounts Officer
Presidency University
Kolkata

Prakash
Finance Officer
Presidency University
Kolkata



F.Y. 2018-19(4.1.2-4.4.1) Infrastructure, Academic and Physical facilities fund wise details

Fund	Expenditure for Infrastructure Augmentation(INR)	Expenditure on maintainance of academic facilities(INR)	Expenditure on maintainance of physical facilities(INR)
State Fund +Deposit	4,11,890.00	1,45,10,227.00	7,53,06,928.00
SGF	53,520.00	11,57,540.00	18,81,265.00
Development	1,76,71,697.00		3,44,54,746.00
Endowment Fund		1,59,097.00	487.00
PUVCFE	54,900.00	9,15,250.00	5,900.00
FAEA			
SAF		4,44,990.00	42.00
CF		2,88,415.00	
UGC			
Total	1,81,92,007	1,74,75,519	11,16,49,368


Accounts Officer (2nd Campus)
Presidency University
Kolkata


Finance Officer
Presidency University
Kolkata


Director
Internal Quality Assurance Cell (IOAC)
Presidency University
Kolkata-700073


Registrar
Presidency University
Kolkata

Expenditure on maintenance of academic facilities (4.1.2-4.4.1)

Academic Expenses details	2017-18	2018-19	2019-20	2020-21	2021-22
Capital FRPDF expenses *	40,84,679.00	77,34,304.00	11,33,604.00	-	-
Revenue FRPDF expenses *	73,91,935.00	79,79,429.00	42,35,504.00	-	-
TOTAL	1,14,76,614.00	1,57,13,733.00	53,69,108.00	-	-
less: FRPDF expenses shown separately					
Staff Development under metric (6.3.2)	41,39,600.00	43,89,488.00	37,79,874.00	-	-
Seed Money under metric (3.1.2)	16,05,446.00	23,17,404.00	1,96,074.00	-	-
Net FRPDF expenses (a part of Expenses on Academic maintenance)	57,31,568.00	90,06,841.00	13,93,160.00	-	-
Add: Other Academic Expenses (Wide Note below) **	2,36,62,720.00	84,68,678.00	87,09,877.00	22,91,270.00	29,40,050.00
Total Academic Expenses	2,93,94,288.00	1,74,75,519.00	1,01,03,037.00	22,91,270.00	29,40,050.00

* Note: FRPDF ^{Schemes} for Faculty Research & Professional Development Fund

** Other Academic Expenses (Note)	Year	Fund	Schedule Number	Page No.	Amount
2017-18		State Fund	Schedule-13	29	1,70,73,516.00
		Self Generated Fund	Schedule-14	38	6,24,127.00
		Endowment Fund	Schedule-11	57	3,72,759.00
		Vice Chancellor's Fund	Schedule-12	70	10,89,758.00
		Student Activity Fund	Schedule-8	45	2,55,326.00
		Confidential Fund	Schedule-4	42	42,47,234.00
			TOTAL		2,36,62,720.00
2018-19		State Fund	Schedule-14	29	55,03,386.00
		Self Generated Fund	Schedule-14	38	11,57,540.00
		Endowment Fund	Schedule-10	55	1,59,097.00
		Vice Chancellor's Fund	Schedule-11	68	9,15,250.00
		Student Activity Fund	Schedule-8	45	4,44,990.00
		Confidential Fund	Schedule-4	42	2,88,415.00
			TOTAL		84,68,678.00
2019-20		State Fund	Schedule-15	29	57,09,074.00
		Self Generated Fund	Schedule-14	38	5,59,153.00
		Endowment Fund	Schedule-10	55	1,73,332.00
		Vice Chancellor's Fund	Schedule-12	69	16,89,233.00
		Student Activity Fund	Schedule-8	45	16,930.00
		Confidential Fund	Schedule-4	42	5,62,155.00
			TOTAL		87,09,877.00
2020-21		State Fund	Schedule-15	29	13,91,779.00
		Self Generated Fund	Schedule-15	38	1,22,550.00
		Endowment Fund	Schedule-10	55	20,857.00
		Vice Chancellor's Fund	Schedule-12	69	5,84,600.00
		Student Activity Fund	Schedule-8	45	17,634.00
		Confidential Fund	Schedule-4	42	1,53,850.00
			TOTAL		22,91,270.00
2021-22		State Fund	Schedule-15	29	9,32,823.00
		Self Generated Fund	Schedule-15	38	99,521.00
		Endowment Fund	Schedule-10	55	2,62,412.00
		Vice Chancellor's Fund	Schedule-12	69	7,58,391.00
		Student Activity Fund	Schedule-8	45	5,02,654.00
		Confidential Fund	Schedule-4	42	3,84,249.00
			TOTAL		29,40,050.00

S. S. Saha

Accounts Officer (2nd Campus)
Presidency University
Kolkata

A. K. Das

Finance Officer
Presidency University
Kolkata

PRESIDENCY UNIVERSITY
86/1 COLLEGE STREET, KOLKATA 700 073

STATE FUND

SCHEDULE 11: INCOME FROM INVESTMENTS

PARTICULARS	2018-19		2018-19	2017-18
	State Fund	Deposit Fund		
INTEREST ON FIXED DEPOSIT (Including Interest accrued Rs.17,474/- in 2018-19 and Rs.3,14,978/- in 2017-18)	4,95,692		4,95,692	31,03,180
TOTAL	4,95,692	-	4,95,692	31,03,180

SCHEDULE 12: OTHER INCOME

PARTICULARS	2018-19		2018-19	2017-18
	State Fund	Deposit Fund		
Interest on Security Deposit- Electricity	-	9,914	9,914	-
Miscellaneous Receipts	30,866	-	30,866	2,123
TOTAL	30,866	9,914	40,780	2,123

SCHEDULE 13: STAFF PAYMENTS & BENEFITS

PARTICULARS	2018-19		2018-19	2017-18
	State Fund	Deposit Fund		
GENERAL:				
Salaries And Wages	18,44,71,130	2,97,35,310	21,42,06,440	16,05,37,260
Bonus	4,28,000	-	4,28,000	2,88,800
Gratuity	2,69,280	-	2,69,280	-
Leave Salary	2,27,400	-	2,27,400	-
Pension	19,67,247	-	19,67,247	16,95,693
Commutated Pension	-	-	-	-
Honorarium To Guest Teachers / Visiting Teachers	34,83,000	-	34,83,000	48,31,500
Sub Total	19,08,46,057	2,97,35,310	22,05,81,367	16,73,53,253
FRPDF:				
Testing Fees	-	-	-	-
Travel	-	-	-	3,804
Laboratory Consumables	14,47,654	-	14,47,654	84,813
Fieldwork Expenses	3,32,982	-	3,32,982	11,01,424
Chemicals & Glassware	8,19,565	-	8,19,565	1,13,609
Internet Charges	1,17,382	-	1,17,382	11,80,789
Sampling Analysis & Data Processing Charges	3,25,541	-	3,25,541	1,49,108
Staff Development Expenses (Seminar)	45,20,176	-	45,20,176	3,81,930
IT Consumables	2,55,556	-	2,55,556	41,39,600
Repairing of Laboratory Equipment	90,609	-	90,609	1,38,961
Repairing of Computer	69,964	-	69,964	12,765
Sub Total	79,79,429	-	79,79,429	85,132
TOTAL	19,88,25,486	2,97,35,310	22,85,60,796	17,47,45,188

SCHEDULE 14: ACADEMIC EXPENSES

PARTICULARS	2018-19		2018-19	2017-18
	State Fund	Deposit Fund		
Fellowship Expenses	16,08,710	-	16,08,710	22,68,000
Laboratory Expenses	8,72,164	21,346	8,93,510	3,33,486
Fieldwork	7,35,523	96,000	8,31,523	7,82,233
Fuel Expenses- Laboratory	2,292	1,173	3,465	8,167
Career Counselling & Placement	26,925	2,500	29,425	-
Convocation Expenses	2,11,137	3,57,245	5,68,382	12,12,774
Examination Expenses	1,78,582	2,755	1,81,337	26,075
Chemicals Classware	1,38,686	99,558	2,38,244	5,49,757
Debate Expenses	-	-	-	4,000
Games & Sports	14,499	-	14,499	5,365
Admission Expense	9,270	-	9,270	9,027
Registration Fees	-	-	-	1,000
Inter University Academic Exchange Programme	82,958	-	82,958	10,22,454
Experimental Works	-	-	-	-
Seminar & Workshops	9,64,065	77,998	10,42,063	1,08,51,178
TOTAL	48,44,811	6,58,575	55,03,386	1,70,73,516

Sanyal
Accounts Officer
Presidency University
Kolkata

29

Shankar
Finance Officer
Presidency University
Kolkata



PRESIDENCY UNIVERSITY
86/1 COLLEGE STREET, KOLKATA 700 073
SELF GENERATED FUND

SCHEDULE 10 : GRANTS

PARTICULARS	SGF	SGF- II	2018-19	2017-18
Project Overhead Grant	-	24,91,980	24,91,980	28,75,827
TOTAL	-	24,91,980	24,91,980	28,75,827

SCHEDULE 11 : INCOME FROM INVESTMENTS

PARTICULARS	SGF	SGF- II	2018-19	2017-18
INTEREST ON FIXED DEPOSIT				
-With State Bank Of India (Including Interest accrued Rs. 20,67,369/- in 2018-19 and Rs. 2,86,605/- in 2017-18)	-	21,61,167	21,61,167	3,78,448
-With Axis Bank Ltd (Including Interest accrued Rs. 17,09,110/- in 2018-19 and Rs. 68,851/- in 2017-18)	27,30,892	-	27,30,892	15,21,439
TOTAL	27,30,892	21,61,167	48,92,059	18,99,887

SCHEDULE 12 : OTHER INCOME

PARTICULARS	SGF	SGF- II	2018-19	2017-18
INTEREST ON:				
-Savings Bank Account With Axis Bank Ltd	1,35,161	-	1,35,161	2,04,259
-Savings Bank Account With SBI	-	2,70,233	2,70,233	3,06,122
Consultancy Services	-	1,46,998	1,46,998	1,25,000
Tender Fees	-	60,208	60,208	1,16,698
Seminar Registration Fees	-	1,34,747	1,34,747	1,22,553
Sale of Scrap Material	-	1,70,000	1,70,000	10,65,090
Establishment Charges	-	1,49,000	1,49,000	1,35,000
Scat Rent	-	4,55,547	4,55,547	1,97,230
Sponsorship	-	50,000	50,000	20,000
INCOME FROM LAND & BUILDING:				
-Rent of Photocopy Centre	-	1,48,900	1,48,900	1,58,400
-Rent of Food Court	-	3,59,904	3,59,904	4,07,923
-Rent of Play Ground	-	95,000	95,000	1,38,136
Miscellaneous Income	709	2,61,355	2,62,064	7,77,366
TOTAL	1,35,870	23,01,892	24,37,762	37,73,777

SCHEDULE 13: STAFF PAYMENTS AND BENEFITS

PARTICULARS	SGF	SGF- II	2018-19	2017-18
Staff Welfare Expenses	-	12,96,370	12,96,370	21,89,330
Salaries	-	18,81,274	18,81,274	1,41,697
Staff Development Expenses	-	-	-	73,261
TOTAL	-	31,77,644	31,77,644	24,04,288

SCHEDULE 14 : ACADEMIC EXPENSES

PARTICULARS	SGF	SGF- II	2018-19	2017-18
Debate Expenses	-	-	-	47,018
Examination Expenses	-	3,09,366	3,09,366	3,28,839
Seminar & Workshop	-	4,56,923	4,56,923	56,535
Paper Publication	-	1,40,584	1,40,584	-
Scholarship-Merit Cum Means	-	1,18,250	1,18,250	64,500
Games & Sports	-	1,32,417	1,32,417	1,27,235
TOTAL	-	11,57,540	11,57,540	6,24,127

[Signature]
Accounts Officer
Presidency University
Kolkata

[Signature]
Finance Officer
Presidency University
Kolkata



ENDOWMENT FUND

SCHEDULE 5 : INVESTMENT IN FIXED DEPOSITS

PARTICULARS	2018-19	2017-18
FIXED DEPOSITS AGAINST ENDOWMENT FUND		
(I) FIXED DEPOSITS WITH CANARA BANK	45,11,259	45,02,565
(II) FIXED DEPOSITS WITH STATE BANK OF INDIA	17,20,292	16,29,202
TOTAL	62,31,551	61,31,767

SCHEDULE 6 : CURRENT ASSETS

PARTICULARS	2018-19	2017-18
1. CASH IN HAND		
2. CASH AT BANK		
-In Savings Bank Account With Canara Bank	27,25,428	22,25,930
-In Savings Bank Account With State Bank Of India	5,66,244	5,52,557
3. ACCRUED INTEREST ON FIXED DEPOSITS WITH SBI	30,562	29,168
4. ACCRUED INTEREST ON FIXED DEPOSITS WITH CANARA BANK	41,502	47,746
TOTAL	33,63,736	28,55,401

SCHEDULE 7 : LOANS, ADVANCES & DEPOSITS

PARTICULARS	2018-19	2017-18
1. TDS RECEIVABLE	28,826	18,230
2. ADVANCE TO STAFF		
3. RECEIVABLE FROM VICE-CHANCELLOR'S FUND FOR EXCELLENCE	98,000	98,000
TOTAL	1,26,826	1,16,230

SCHEDULE 8 : INCOME FROM INVESTMENTS

PARTICULARS	2018-19	2017-18
INTEREST ON FIXED DEPOSITS		
-With State Bank of India (Including Interest accrued Rs.30,562/- in 2018-19 and Rs.29,168/- in 2017-18)	1,03,461	1,27,703
-With Canara Bank (Including Interest accrued Rs.41,502/- in 2018-19 and Rs.47,746/- in 2017-18)	3,39,625	3,45,240
TOTAL (Transfer To Earmarked / Endowment)	4,43,086	4,72,943

SCHEDULE 9 : OTHER INCOME

PARTICULARS	2018-19	2017-18
INTEREST ON SAVINGS ACCOUNTS:		
-With State Bank Of India	20,549	25,369
-With Canara Bank	88,291	86,353
TOTAL	1,08,840	1,11,722

SCHEDULE 10 : ACADEMIC EXPENSES

PARTICULARS	2018-19	2017-18
Stipend, Scholarship And Prizes	1,49,140	2,75,543
Cultural & Ceremonial Expenses	2,867	-
Seminar & Workshop	7,090	97,216
TOTAL	1,59,097	3,72,759

SCHEDULE 11 : ADMINISTRATIVE AND GENERAL EXPENSES

PARTICULARS	2018-19	2017-18
Printing Charges	0	4106
Bank Charges	487	36
TOTAL	487	4,142

Sanyal
Accounts Officer
Presidency University
Kolkata

Shankar
Finance Officer
Presidency University
Kolkata



PRESIDENCY UNIVERSITY VICE CHANCELLOR'S FUND FOR EXCELLENCE

SCHEDULE 5: INVESTMENT IN FIXED DEPOSITS

PARTICULARS	2018-19	2017-18
FIXED DEPOSITS AGAINST ENDOWMENT FUND		
-With Canara Bank	77,75,709	75,45,709
-With Axis Bank	7,53,88,503	7,37,51,847
TOTAL	8,31,64,212	8,12,97,556

SCHEDULE 6 : CURRENT ASSETS

PARTICULARS	2018-19	2017-18
1. CASH AT BANK		
-In Savings Bank Account With Axis Bank Ltd	56,35,541	32,92,593
-In Savings Bank Account With Bank of India	1,37,933	1,33,209
5. ACCRUED INTEREST ON FIXED DEPOSITS		
-With Canara Bank	1,14,468	1,18,552
-With Axis Bank Ltd	14,52,212	15,68,495
TOTAL	73,40,153	51,12,848

SCHEDULE 7 : LOAN ADVANCE & DEPOSITS

PARTICULARS	2018-19	2017-18
1. ADVANCE TO STAFF		
2. RECEIVABLE FROM ENDOWMENT FUND		60,000
3. RECEIVABLE FROM SELF-GENERATED FUND	16,17,367	14,36,108
4. IDS RECEIVABLE		
	8,322	8,322
TOTAL	16,25,689	15,04,430

SCHEDULE 8 : INCOME FROM INVESTMENTS

PARTICULARS	2018-19	2017-18
INTEREST ON FIXED DEPOSITS		
-With Canara Bank (Including Interest accrued Rs.1,14,468/- in 2018-19 and Rs.1,18,552/- in 2017-18)	6,83,298	6,79,292
-With Bank Of India (Including Interest accrued NIL in 2017-18)		16,613
-With Axis Bank Ltd (Including Interest accrued Rs.14,52,212/- in 2018-19 and Rs.15,68,495/- in 2017-18)	60,69,729	59,27,339
TOTAL (Transfer To Earmarked / Endowment)	67,53,027	66,23,244

SCHEDULE 09 : OTHER INCOME

PARTICULARS	2018-19	2017-18
INTEREST ON SAVINGS ACCOUNTS:		
-With Bank of India	4,724	9410
-With Axis Bank Ltd	1,29,008	56,622
TOTAL	1,33,732	66,032

SCHEDULE 10 : STAFF PAYMENTS & BENEFITS

PARTICULARS	2018-19	2017-18
Gross Salary - Chair Professor in History	10,97,211	8,81,719
Gross Salary - Infosys Chair Professor in Economics	4,25,806	41,40,000
TOTAL	15,23,017	50,21,719

SCHEDULE 11 : ACADEMIC EXPENSES

PARTICULARS	2018-19	2017-18
Seminar & Workshop-NKM Endowment Lecture	48,898	95,094
Stripend, Scholarship & Prizes	1,36,575	1,21,740
Seminar & Workshop	2,61,820	2,29,130
Scholarship-Merit cum Means	4,67,957	6,43,794
TOTAL	9,15,250	10,89,758

SCHEDULE 12 : ADMINISTRATIVE & GENERAL EXPENSES

PARTICULARS	2018-19	2017-18
Consultancy & professional Fees	5,900	5,900
Advertisement & Publicity	28,633	4,09,834
TOTAL	34,533	4,15,734

Alankar
Finance Officer

Shubh
Accounts Officer



PRESIDENCY UNIVERSITY
86/1 COLLEGE STREET, KOLKATA 700 073

STUDENTS' ACTIVITIES FUND

SCHEDULE 1: STUDENTS' ACTIVITIES FUND (DESIGNATED FUND)

PARTICULARS	2018-19	2017-18
A. OPENING BALANCE OF FUND	10,18,629	6,21,249
B. ADDITION TO THE FUND:		
- Sponsorship	1,21,000	1,08,000
- Transfer from Self Generated Fund II	6,37,670	5,10,034
- Surplus For The Year Transferred From Income & Expenditure Account	42,665	34,908
TOTAL (A+B)	18,19,964	12,74,191
C. UTILIZATION OF FUND		
- Transfer to Self Generated Fund-II	-	200
Revenue Expenditure transferred to Income & Expenditure		
- Academic Expenses	4,44,990	2,55,326
- Administrative and General Expenses	42	36
TOTAL (C)	4,45,032	2,55,562
NET BALANCE AS AT 31-3-2019 (A+B-C)	13,74,932	10,18,629

SCHEDULE 2 : CURRENT LIABILITIES & PROVISION

PARTICULARS	2018-19	2017-18
CURRENT LIABILITIES		
TDS U/S 194C	20	-
TDS U/S 194J	-	10,000
TOTAL	20	10,000

SCHEDULE 3 : INVESTMENT IN FIXED DEPOSITS

PARTICULARS	2018-19	2017-18
FIXED DEPOSITS		
-With Canara Bank	4,27,692	4,00,000
TOTAL	4,27,692	4,00,000

SCHEDULE 4 : CURRENT ASSETS

PARTICULARS	2018-19	2017-18
1. CASH AT BANK		
-In Savings Account With Canara Bank	9,10,203	4,30,731
2. ACCRUED INTEREST ON		
-Fixed Deposit With Canara Bank	20,057	19,498
TOTAL	9,30,260	4,50,229

SCHEDULE 5 : LOAN, ADVANCE & DEPOSITS

PARTICULARS	2018-19	2017-18
1. TDS RECEIVABLE		1,400
2. ADVANCE TO STAFF	17,000	1,77,000
TOTAL	17,000	1,78,400

SCHEDULE 6 : INCOME FROM INVESTMENTS

PARTICULARS	2018-19	2017-18
Interest On Fixed Deposit	28,251	21,199
TOTAL	28,251	21,199

SCHEDULE 7 : OTHER INCOME

PARTICULARS	2018-19	2017-18
INTEREST ON:		
-Savings Bank Account With Canara Bank	14,414	13,709
TOTAL	14,414	13,709

SCHEDULE 8 : ACADEMIC EXPENSES

PARTICULARS	2018-19	2017-18
Debate Expenses		
Cultural & Ceremonial Expenses	2,514	-
Sports & Game Expenses	4,25,000	2,48,326
TOTAL	4,27,514	2,48,326

SCHEDULE 9 : ADMINISTRATIVE & GENERAL EXPENSES

PARTICULARS	2018-19	2017-18
Bank Charges	42	36
TOTAL	42	36

Ally
Finance Officer
Presidency University

Baby
Accounts Officer
Presidency University



PRESIDENCY UNIVERSITY
86/1 COLLEGE STREET, KOLKATA 700 073

CONFIDENTIAL FUND

SCHEDULE 1: CONFIDENTIAL FUND (DESIGNATED FUND)

PARTICULARS	2018-19	2017-18
A. OPENING BALANCE OF FUND	3,03,727	1,09,589
B. ADDITION TO THE FUND:		
- Transfer From Self Generated Fund	-	-
- Transfer From State Fund	72,000	44,32,000
- Surplus For The Year Transferred From Income And Expenditure Account	11,557	9,372
TOTAL (A+B)	3,87,284	45,50,961
C. UTILIZATION TOWARDS OBJECTIVES OF FUND:		
Revenue Expenditure transferred to Income & Expenditure		
- Academic Expenses	2,88,415	42,47,234
TOTAL (C)	2,88,415	42,47,234
NET BALANCE AS AT 31-3-2019 (A+B-C)	98,869	3,03,727

SCHEDULE 2 : CURRENT ASSETS

PARTICULARS	2018-19	2017-18
CASH AT BANK		
- In Savings Account With Bank Of Baroda	98,869	3,03,727
TOTAL	98,869	3,03,727

SCHEDULE 3 : OTHER INCOME

PARTICULARS	2018-19	2017-18
INTEREST ON SAVINGS ACCOUNT:		
- With Bank Of Baroda	11,557	9,372
TOTAL	11,557	9,372

SCHEDULE 4 : ACADEMIC EXPENSES

PARTICULARS	2018-19	2017-18
Academic Expenses	2,88,415	42,47,234
TOTAL	2,88,415	42,47,234

[Signature]
Accounts Officer
Presidency University
Kolkata

[Signature]
Finance Officer
Presidency University
Kolkata



**F.Y. 2019-20 (4.1.2-4.4.1) Infrastructure, Academic and Physical Facilities
fund wise details**

Fund	Expenditure for Infrastructure Augmentation(INR)	Expenditure on maintainance of academic facilities(INR)	Expenditure on maintainance of physical facilities(INR)
State Fund+Deposit	9,33,169.00	71,02,234	4,23,83,239
SGF	10,09,736	5,59,153	4,62,627
Development+Rusa	4,45,27,804		52,30,272
Endowment Fund	-	1,73,332	327
PUVCFE	25,42,707	16,89,233	10,620
FAEA			-
SAF		16,930	72
CF		5,62,155	1,180
Total	4,90,13,416	1,01,03,037	4,80,88,337



Accounts Officer (2nd Campus)
Presidency University
Kolkata



Finance Officer
Presidency University
Kolkata



Director
Internal Quality Assurance Cell (IQAC)
Presidency University
Kolkata-700073



Registrar
Presidency University
Kolkata

Expenditure on maintenance of academic facilities (4.1.2-4.4.1)

Academic Expenses details	2017-18	2018-19	2019-20	2020-21	2021-22
Capital FRPDF expenses *	40,84,679.00	77,34,304.00	11,33,604.00	-	-
Revenue FRPDF expenses *	73,91,935.00	79,79,429.00	42,35,504.00	-	-
TOTAL	1,14,76,614.00	1,57,13,733.00	53,69,108.00	-	-
less: FRPDF expenses shown separately					
Staff Development under metric (6.3.2)	41,39,600.00	43,89,488.00	37,79,874.00	-	-
Seed Money under metric (3.1.2)	16,05,446.00	23,17,404.00	1,96,074.00	-	-
Net FRPDF expenses (a part of Expenses on Academic maintenance)	57,31,568.00	90,06,841.00	13,93,160.00	-	-
Add: Other Academic Expenses (Vide Note below) **	2,36,62,720.00	84,68,678.00	87,09,877.00	22,91,270.00	29,40,050.00
Total Academic Expenses	2,93,94,288.00	1,74,75,519.00	1,01,03,037.00	22,91,270.00	29,40,050.00

* Note: FRPDF ^{Scholarships} for Faculty Research & Professional Development Fund

** Other Academic Expenses (Note)	Year	Fund	Schedule Number	Page No.	Amount
2017-18		State Fund	Schedule-13	29	1,70,73,516.00
		Self Generated Fund	Schedule-14	38	6,24,127.00
		Endowment Fund	Schedule-11	57	3,72,759.00
		Vice Chancellor's Fund	Schedule-12	70	10,89,758.00
		Student Activity Fund	Schedule-8	45	2,55,326.00
		Confidential Fund	Schedule-4	42	42,47,234.00
			TOTAL		2,36,62,720.00
2018-19		State Fund	Schedule-14	29	55,03,386.00
		Self Generated Fund	Schedule-14	38	11,57,540.00
		Endowment Fund	Schedule-10	55	1,59,097.00
		Vice Chancellor's Fund	Schedule-11	68	9,15,250.00
		Student Activity Fund	Schedule-8	45	4,44,990.00
		Confidential Fund	Schedule-4	42	2,88,415.00
			TOTAL		84,68,678.00
2019-20		State Fund	Schedule-15	29	57,09,074.00
		Self Generated Fund	Schedule-14	38	5,59,153.00
		Endowment Fund	Schedule-10	55	1,73,332.00
		Vice Chancellor's Fund	Schedule-12	69	16,89,233.00
		Student Activity Fund	Schedule-8	45	16,930.00
		Confidential Fund	Schedule-4	42	5,62,155.00
			TOTAL		87,09,877.00
2020-21		State Fund	Schedule-15	29	13,91,779.00
		Self Generated Fund	Schedule-15	38	1,22,550.00
		Endowment Fund	Schedule-10	55	20,857.00
		Vice Chancellor's Fund	Schedule-12	69	5,84,600.00
		Student Activity Fund	Schedule-8	45	17,634.00
		Confidential Fund	Schedule-4	42	1,53,850.00
			TOTAL		22,91,270.00
2021-22		State Fund	Schedule-15	29	9,32,823.00
		Self Generated Fund	Schedule-15	38	99,521.00
		Endowment Fund	Schedule-10	55	2,62,412.00
		Vice Chancellor's Fund	Schedule-12	69	7,58,391.00
		Student Activity Fund	Schedule-8	45	5,02,654.00
		Confidential Fund	Schedule-4	42	3,84,249.00
			TOTAL		29,40,050.00


 Accounts Officer (2nd Campus)
 Presidency University
 Kolkata


 Finance Officer
 Presidency University
 Kolkata

PRESIDENCY UNIVERSITY
86/1 COLLEGE STREET, KOLKATA 700 073

STATE FUND

SCHEDULE 12: INCOME FROM INVESTMENTS

PARTICULARS	2019-20		2019-20	2018-19
	State Fund	Deposit Fund		
INTEREST ON FIXED DEPOSIT (Including Interest accrued Rs.4,157/ in 2019-20 and Rs.17,474/ in 2018-19)	2,62,500		2,62,500	4,95,692
TOTAL	2,62,500	-	2,62,500	4,95,692

SCHEDULE 13: OTHER INCOME

PARTICULARS	2019-20		2019-20	2018-19
	State Fund	Deposit Fund		
Interest on Security Deposit- Electricity	-	16,110	16,110	9,914
Miscellaneous Receipts	14,921	-	14,921	30,866
TOTAL	14,921	16,110	31,031	40,780

SCHEDULE 14: STAFF PAYMENTS & BENEFITS

PARTICULARS	2019-20		2019-20	2018-19
	State Fund	Deposit Fund		
GENERAL:				
Salaries And Wages				
Bonus	27,73,29,047	-	27,73,29,047	21,42,06,440
Gratuity	4,41,000	-	4,41,000	4,28,000
Leave Salary	29,72,970	-	29,72,970	2,69,280
Pension	6,09,209	-	6,09,209	2,27,400
Commuted Pension	24,92,117	-	24,92,117	19,67,247
Honorarium To Guest Teachers / Visiting Teachers	10,32,444	-	10,32,444	-
Sub Total	20,79,000	-	20,79,000	34,83,000
FRPDF:	28,69,55,787	-	28,69,55,787	22,05,81,367
Testing Fees	-	-	-	-
Travel	-	-	-	-
Laboratory Consumables	-	-	-	-
Fieldwork Expenses	1,26,058	-	1,26,058	14,47,654
Chemicals & Glassware	77,549	-	77,549	3,32,982
Internet Charges	84,435	-	84,435	8,19,565
Sampling Analysis & Data Processing Charges	47,674	-	47,674	1,17,382
Staff Development Expenses (Seminar)	96,920	-	96,920	3,25,541
IT Consumables	37,98,295	-	37,98,295	45,20,176
Repairing of Laboratory Equipment	4,573	-	4,573	2,55,556
Repairing of Computer	-	-	-	90,609
Sub Total	-	-	-	69,964
TOTAL	42,35,504	-	42,35,504	79,79,429
	29,11,91,291	-	29,11,91,291	22,85,60,796

SCHEDULE 15: ACADEMIC EXPENSES

PARTICULARS	2019-20		2019-20	2018-19
	State Fund	Deposit Fund		
Fellowship Expenses	9,75,067	-	9,75,067	16,08,710
Laboratory Expenses	8,57,610	-	8,57,610	8,93,510
Extra Curricular Activities	2,78,450	-	2,78,450	-
Fieldwork	8,96,497	-	8,96,497	8,31,523
Fuel Expenses- Laboratory	29,010	-	29,010	3,468
Career Counselling & Placement	57,350	-	57,350	29,435
Convocation Expenses	-	-	-	5,68,582
Outreach Programme	45,508	-	45,508	-
Examination Expenses	3,43,263	-	3,43,263	1,81,337
Chemicals Classware	1,58,866	-	1,58,866	2,38,244
Debate Expenses	-	-	-	-
Games & Sports	1,200	-	1,200	14,499
Admission Expense	5,354	-	5,354	9,270
Medals & Prizes	3,18,560	-	3,18,560	-
PhD Thesis Evaluation	64,000	-	64,000	-
Inter University Academic Exchange Programme	4,67,896	-	4,67,896	82,958
Experimental Works	-	-	-	-
Seminar & Workshops	12,10,443	-	12,10,443	10,42,063
TOTAL	57,09,074	-	57,09,074	55,03,386

[Signature]
Accounts Officer
Presidency University
Kolkata

[Signature]
Finance Officer
Presidency University
Kolkata



PRESIDENCY UNIVERSITY
86/1 COLLEGE STREET, KOLKATA 700 073
SELF GENERATED FUND

SCHEDULE 10 : GRANTS

PARTICULARS	SGF	SGF- II	2019-20	2018-19
Project Overhead Grant	-	40,85,982	40,85,982	24,91,980
TOTAL	-	40,85,982	40,85,982	24,91,980

SCHEDULE 11 : INCOME FROM INVESTMENTS

PARTICULARS	SGF	SGF- II	2019-20	2018-19
INTEREST ON FIXED DEPOSIT				
-With State Bank Of India (Including Interest accrued Rs. 27,61,142/- in 2019-20 and Rs. 20,67,369/- in 2018-19)	-	28,82,462	28,82,462	21,61,167
-With Axis Bank Ltd (Including Interest accrued Rs. 14,84,536/- in 2019-20 and Rs. 17,09,110/- in 2018-19)	24,86,751	-	24,86,751	27,30,892
TOTAL	24,86,751	28,82,462	53,69,213	48,92,059

SCHEDULE 12 : OTHER INCOME

PARTICULARS	SGF	SGF- II	2019-20	2018-19
INTEREST ON:				
-Savings Bank Account With Axis Bank Ltd	1,52,418	-	1,52,418	1,35,161
-Savings Bank Account With SBI	-	2,92,594	2,92,594	2,70,233
Consultancy Services	-	1,21,200	1,21,200	1,46,998
Tender Fees	-	52,783	52,783	60,208
Seminar Registration Fees	-	1,60,734	1,60,734	1,34,747
Sale of Scrap Material	-	6,86,711	6,86,711	1,70,000
Establishment Charges	-	1,72,000	1,72,000	1,49,000
Seat Rent	-	4,24,610	4,24,610	4,55,547
Sponsorship	-	-	-	50,000
INCOME FROM LAND & BUILDING:				
-Rent of Photocopy Centre	-	1,31,600	1,31,600	1,48,900
-Rent of Food Court	-	3,63,904	3,63,904	3,59,904
-Rent of Play Ground	-	-	-	95,000
Miscellaneous Income	-	42,049	42,049	2,62,064
TOTAL	1,52,418	24,48,185	26,00,603	24,37,762

SCHEDULE 13: STAFF PAYMENTS AND BENEFITS

PARTICULARS	SGF	SGF- II	2019-20	2018-19
Staff Welfare Expenses	-	24,61,788	24,61,788	12,96,370
Salaries and Remuneration	-	10,36,872	10,36,872	18,81,274
Staff Development Expenses	-	-	-	-
TOTAL	-	34,98,660	34,98,660	31,77,644

SCHEDULE 14 : ACADEMIC EXPENSES

PARTICULARS	SGF	SGF- II	2019-20	2018-19
Admission Expenses	-	28,594	28,594	-
Examination Expenses	-	2,41,889	2,41,889	3,09,366
Seminar & Workshop	-	1,16,758	1,16,758	4,56,923
Paper Publication	-	-	-	1,40,584
Scholarship-Merit Cum Means	-	1,29,000	1,29,000	1,18,250
Games & Sports	-	42,912	42,912	1,32,417
TOTAL	-	5,59,153	5,59,153	11,57,540

B. B. B.
Accounts Officer
Presidency University
Kolkata

Shankar
Finance Officer
Presidency University
Kolkata



PRESIDENCY UNIVERSITY
86/1 COLLEGE STREET, KOLKATA 700 073

ENDOWMENT FUND

SCHEDULE 5 : INVESTMENT IN FIXED DEPOSITS

PARTICULARS	2019-20	2018-19
FIXED DEPOSITS AGAINST ENDOWMENT FUND		
(I) FIXED DEPOSITS WITH CANARA BANK	45,18,288	45,11,259
(II) FIXED DEPOSITS WITH STATE BANK OF INDIA	17,28,821	17,20,292
TOTAL	62,47,109	62,31,551

SCHEDULE 6 : CURRENT ASSETS

PARTICULARS	2019-20	2018-19
1. CASH IN HAND		
2. CASH AT BANK		
-In Savings Bank Account With Canara Bank	33,12,873	27,25,428
-In Savings Bank Account With State Bank Of India	6,86,942	5,66,244
3. ACCRUED INTEREST ON FIXED DEPOSITS WITH SBI	27,205	30,562
4. ACCRUED INTEREST ON FIXED DEPOSITS WITH CANARA BANK	42,010	41,502
TOTAL	40,69,030	33,63,736

SCHEDULE 7 : LOANS, ADVANCES & DEPOSITS

PARTICULARS	2019-20	2018-19
1. TDS RECEIVABLE	51,772	28,826
2. ADVANCE TO STAFF		
3. RECEIVABLE FROM SELF GENERATED FUND II	1	98,000
TOTAL	51,773	1,26,826

SCHEDULE 8 : INCOME FROM INVESTMENTS

PARTICULARS	2019-20	2018-19
INTEREST ON FIXED DEPOSITS		
-With State Bank of India (Including Interest accrued Rs.27,205/- in 2019-20 and Rs.30,562/- in 2018-19)	1,18,879	1,03,461
-With Canara Bank (Including Interest accrued Rs.42,010/- in 2019-20 and Rs.41,502/- in 2018-19)	3,21,446	3,39,625
TOTAL (Transfer To Earmarked / Endowment)	4,40,325	4,43,086

SCHEDULE 9 : OTHER INCOME

PARTICULARS	2019-20	2018-19
INTEREST ON SAVINGS ACCOUNTS:		
-With State Bank Of India	19,861	20,549
-With Canara Bank	1,01,668	88,291
TOTAL	1,21,529	1,08,840

SCHEDULE 10 : ACADEMIC EXPENSES

PARTICULARS	2019-20	2018-19
Stipend, Scholarship And Prizes	1,40,483	1,49,140
Cultural & Ceremonial Expenses		2,867
Seminar & Workshop	32,849	7,090
TOTAL	1,73,332	1,59,097

SCHEDULE 11 : ADMINISTRATIVE AND GENERAL EXPENSES

PARTICULARS	2019-20	2018-19
Printing Charges	0	0
Bank Charges	327	487
TOTAL	327	487



[Signature]
Accounts Officer
Presidency University
Kolkata

[Signature]
Finance Officer
Presidency University
Kolkata

PRESIDENCY UNIVERSITY
86/1 COLLEGE STREET, KOLKATA 700 073

PRESIDENCY UNIVERSITY VICE CHANCELLOR'S FUND FOR EXCELLENCE

SCHEDULE 5: INVESTMENT IN FIXED DEPOSITS

PARTICULARS	2019-20	2018-19
FIXED DEPOSITS AGAINST ENDOWMENT FUND		
-With Canara Bank	77,75,709	77,75,709
-With Axis Bank	7,44,34,440	7,53,88,503
TOTAL	8,22,10,149	8,31,64,212

SCHEDULE 6: CAPITAL ADVANCE

PARTICULARS	2019-20	2018-19
Advance To PWD against Electrical Installation OF Infosys Chair Professor	2,66,757	-
TOTAL	2,66,757	-

SCHEDULE 7 : CURRENT ASSETS

PARTICULARS	2019-20	2018-19
1.CASH AT BANK		
-In Savings Bank Account With Axis Bank Ltd	77,35,321	56,35,541
-In Savings Bank Account With Bank of India	42,393	1,37,933
5. ACCRUED INTEREST ON FIXED DEPOSITS		
-With Canara Bank	1,14,566	1,14,468
-With Axis Bank Ltd	12,37,786	14,52,212
TOTAL	91,30,066	73,40,153

SCHEDULE 8 : LOAN ADVANCE & DEPOSITS

PARTICULARS	2019-20	2018-19
1. ADVANCE TO STAFF		
2. RECEIVABLE FROM ENDOWMENT FUND		
3. RECEIVABLE FROM SELF- GENERATED FUND		
4.TDS RECEIVABLE		
16,84,192	16,17,367	
8,322	-	
21,713	8,322	
TOTAL	17,14,227	16,25,689

SCHEDULE 9 : INCOME FROM INVESTMENTS

PARTICULARS	2019-20	2018-19
INTEREST ON FIXED DEPOSITS		
-With Canara Bank (Including Interest accrued Rs.1,14,566/- in 2019-20 and Rs.1,14,468/- in 2018-19)	6,67,892	6,83,298
-With Axis Bank Ltd (Including Interest accrued Rs.12,37,786/- in 2019-20 and Rs.14,52,212/- in 2018-19)	59,84,036	60,69,729
TOTAL (Transfer To Earmarked / Endowment)	66,51,928	67,53,027

SCHEDULE 10 : OTHER INCOME

PARTICULARS	2019-20	2018-19
INTEREST ON SAVINGS ACCOUNTS:		
-With Bank of India	13,099	4724
-With Axis Bank Ltd	2,48,086	1,29,008
Contribution for Workshop Conference	59,367	-
TOTAL	3,20,552	1,33,732

SCHEDULE 11 : STAFF PAYMENTS & BENEFITS

PARTICULARS	2019-20	2018-19
Gross Salary - Chair Professor in History	6,57,512	10,97,211
Gross Salary - Infosys Chair Professor in Economics	24,00,000	4,25,806
TOTAL	30,57,512	15,23,017

SCHEDULE 12 : ACADEMIC EXPENSES

PARTICULARS	2019-20	2018-19
Seminar & Workshop-NKM Endowment Lecture	95,569	48,898
Stipend, Scholarship & Prizes	87,084	1,36,575
Seminar & Workshop	9,82,730	2,61,820
Scholarship-Merit cum Means	5,21,750	4,67,957
IT Consumables	2,100	-
TOTAL	16,89,233	9,15,250

SCHEDULE 13 : ADMINISTRATIVE & GENERAL EXPENSES

PARTICULARS	2019-20	2018-19
Consultancy & professional Fees	10,620	5,900
Advertisement & Publicity	-	28,633
TOTAL	10,620	34,533



Shrey
Accounts Officer
Presidency University
Kolkata

Shrey
Finance Officer
Presidency University
Kolkata

PRESIDENCY UNIVERSITY
86/1 COLLEGE STREET, KOLKATA 700 073
STUDENTS' ACTIVITIES FUND

SCHEDULE 1: STUDENTS' ACTIVITIES FUND (DESIGNATED FUND)

PARTICULARS	2019-20	2018-19
A. OPENING BALANCE OF FUND	13,74,932	10,18,629
B. ADDITION TO THE FUND:		
-Sponsorship		1,21,000
-Transfer from Self Generated Fund II	6,26,300	6,37,670
-Surplus For The Year Transferred From Income & Expenditure Account	62,155	42,665
TOTAL (A+B)	20,63,387	18,19,964
C. UTILIZATION OF FUND		
-Transfer to Self Generated Fund-II	-	-
Revenue Expenditure transferred to Income & Expenditure		
-Academic Expenses	16,930	4,44,990
-Administrative and General Expenses	72	42
TOTAL (C)	17,002	4,45,032
NET BALANCE AS AT 31-3-2020 (A+B-C)	20,46,385	13,74,932

SCHEDULE 2 : CURRENT LIABILITIES & PROVISION

PARTICULARS	2019-20	2018-19
CURRENT LIABILITIES		
TDS U/S 194C	-	20
TDS U/S 194J	-	-
TOTAL	-	20

SCHEDULE 3 : INVESTMENT IN FIXED DEPOSITS

PARTICULARS	2019-20	2018-19
FIXED DEPOSITS		
-With Cananra Bank	4,56,177	4,27,692
TOTAL	4,56,177	4,27,692

SCHEDULE 4 : CURRENT ASSETS

PARTICULARS	2019-20	2018-19
1. CASH AT BANK		
-In Savings Account With Canara Bank	15,68,116	9,10,203
2. ACCRUED INTEREST ON		
-Fixed Deposit With Canara Bank	22,092	20,057
TOTAL	15,90,208	9,30,260

SCHEDULE 5 : LOAN, ADVANCE & DEPOSITS

PARTICULARS	2019-20	2018-19
1. TDS RECEIVABLE		
2. ADVANCE TO STAFF		17,000
TOTAL	-	17,000

SCHEDULE 6 : INCOME FROM INVESTMENTS

PARTICULARS	2019-20	2018-19
Interest On Fixed Deposit	30,520	28,251
TOTAL	30,520	28,251

SCHEDULE 7 : OTHER INCOME

PARTICULARS	2019-20	2018-19
INTEREST ON:		
-Savings Bank Account With Canara Bank	31,635	14,414
TOTAL	31,635	14,414

SCHEDULE 8 : ACADEMIC EXPENSES

PARTICULARS	2019-20	2018-19
Debate Expenses	-	2,514
Cultural & Ceremonial Expenses	16,930	4,25,000
Sports & Game Expenses	-	17,476
TOTAL	16,930	4,44,990

SCHEDULE 9 : ADMINISTRATIVE & GENERAL EXPENSES

PARTICULARS	2019-20	2018-19
Bank Charges	72	42
TOTAL	72	42



Sen & Co.
Accounts Officer
Presidency University
Kolkata

Sen & Co.
Finance Officer
Presidency University
Kolkata

PRESIDENCY UNIVERSITY
86/1 COLLEGE STREET, KOLKATA 700 073

CONFIDENTIAL FUND

SCHEDULE 1: CONFIDENTIAL FUND (DESIGNATED FUND)

PARTICULARS	2019-20	2018-19
A. OPENING BALANCE OF FUND	98,869	3,03,727
B. ADDITION TO THE FUND:		
-Transfer From Self Generated Fund	-	-
-Transfer From State Fund	5,00,000	72,000
-Surplus For The Year Transferred From Income And Expenditure Account	4,171	11,557
TOTAL (A+B)	6,03,040	3,87,284
C. UTILIZATION TOWARDS OBJECTIVES OF FUND:		
Revenue Expenditure transferred to Income & Expenditure		
-Academic Expenses	5,62,155	2,88,415
-Administrative Expenses	1,180	-
TOTAL (C)	5,63,335	2,88,415
NET BALANCE AS AT 31-3-2020 (A+B-C)	39,705	98,869

SCHEDULE 2 : CURRENT ASSETS

PARTICULARS	2019-20	2018-19
CASH AT BANK		
-In Savings Account With Bank Of Baroda	39,705	98,869
TOTAL	39,705	98,869

SCHEDULE 3 : OTHER INCOME

PARTICULARS	2019-20	2018-19
INTEREST ON SAVINGS ACCOUNT:		
-With Bank Of Baroda	4,171	11,557
TOTAL	4,171	11,557

SCHEDULE 4 : ACADEMIC EXPENSES

PARTICULARS	2019-20	2018-19
Confidential Expenses	5,62,155	2,88,415
TOTAL	5,62,155	2,88,415

SCHEDULE 5 : ADMINISTRATIVE EXPENSES

PARTICULARS	2019-20	2018-19
Bank Charges	1,180	-
TOTAL	1,180	-



B. Sanyal
Accounts Officer
Presidency University
Kolkata

Thakur
Finance Officer
Presidency University
Kolkata

F.Y. 2020-21 (4.1.2-4.4.1) Infrastructure, Academic and Physical facilities fund wise details

Fund	Expenditure for Infrastructure Augmentation(INR)	Expenditure on maintainance of academic facilities(INR)	Expenditure on maintainance of physical facilities(INR)
State Fund	3,45,945.00	13,91,779	4,56,59,829
SGF	1,38,055	1,22,550	17,57,715
Development+Rusa	1,43,11,487		81,99,714
Endowment Fund	-	20,857	72
PUVCFE	3,04,462	5,84,600	5,951
SAF		17,634	5,028
CF		1,53,850	
Total	1,50,99,949	22,91,270	5,56,28,309


Accounts Officer (2nd Campus)
Presidency University
Kolkata


Finance Officer
Presidency University
Kolkata


Director
Internal Quality Assurance Cell (IQAC),
Presidency University
Kolkata-700073


Registrar
Presidency University
Kolkata

Expenditure on maintenance of academic facilities (4.1.2-4.4.1)

Academic Expenses details	2017-18	2018-19	2019-20	2020-21	2021-22
Capital FRPDF expenses *	40,84,679.00	77,34,304.00	11,33,604.00	-	-
Revenue FRPDF expenses *	73,91,935.00	79,79,429.00	42,35,504.00	-	-
TOTAL	1,14,76,614.00	1,57,13,733.00	53,69,108.00	-	-
less: FRPDF expenses shown separately					
Staff Development under metric (6.3.2)	41,39,600.00	43,89,488.00	37,79,874.00	-	-
Seed Money under metric (3.1.2)	16,05,446.00	23,17,404.00	1,96,074.00	-	-
Net FRPDF expenses (a part of Expenses on Academic maintenance)	57,31,568.00	90,06,841.00	13,93,160.00	-	-
Add: Other Academic Expenses (Wide Note below) **	2,36,62,720.00	84,68,678.00	87,09,877.00	22,91,270.00	29,40,050.00
Total Academic Expenses	2,93,94,288.00	1,74,75,519.00	1,01,03,037.00	22,91,270.00	29,40,050.00

* Note: FRPDF ^{stands} for Faculty Research & Professional Development Fund

** Other Academic Expenses (Note)	Year	Fund	Schedule Number	Page No.	Amount
2017-18		State Fund	Schedule-13	29	1,70,73,516.00
		Self Generated Fund	Schedule-14	38	6,24,127.00
		Endowment Fund	Schedule-11	57	3,72,759.00
		Vice Chancellor's Fund	Schedule-12	70	10,89,758.00
		Student Activity Fund	Schedule-8	45	2,55,326.00
		Confidential Fund	Schedule-4	42	42,47,234.00
			TOTAL		2,36,62,720.00
2018-19		State Fund	Schedule-14	29	55,03,386.00
		Self Generated Fund	Schedule-14	38	11,57,540.00
		Endowment Fund	Schedule-10	55	1,59,097.00
		Vice Chancellor's Fund	Schedule-11	68	9,15,250.00
		Student Activity Fund	Schedule-8	45	4,44,990.00
		Confidential Fund	Schedule-4	42	2,88,415.00
			TOTAL		84,68,678.00
2019-20		State Fund	Schedule-15	29	57,09,074.00
		Self Generated Fund	Schedule-14	38	5,59,153.00
		Endowment Fund	Schedule-10	55	1,73,332.00
		Vice Chancellor's Fund	Schedule-12	69	16,89,233.00
		Student Activity Fund	Schedule-8	45	16,930.00
		Confidential Fund	Schedule-4	42	5,62,155.00
			TOTAL		87,09,877.00
2020-21		State Fund	Schedule-15	29	13,91,779.00
		Self Generated Fund	Schedule-15	38	1,22,550.00
		Endowment Fund	Schedule-10	55	20,857.00
		Vice Chancellor's Fund	Schedule-12	69	5,84,600.00
		Student Activity Fund	Schedule-8	45	17,634.00
		Confidential Fund	Schedule-4	42	1,53,850.00
			TOTAL		22,91,270.00
2021-22		State Fund	Schedule-15	29	9,32,823.00
		Self Generated Fund	Schedule-15	38	99,521.00
		Endowment Fund	Schedule-10	55	2,62,412.00
		Vice Chancellor's Fund	Schedule-12	69	7,58,391.00
		Student Activity Fund	Schedule-8	45	5,02,654.00
		Confidential Fund	Schedule-4	42	3,84,249.00
			TOTAL		29,40,050.00


 Accounts Officer (2nd Campus)
 Presidency University
 Kolkata


 Finance Officer
 Presidency University
 Kolkata

PRESIDENCY UNIVERSITY
86/1 COLLEGE STREET, KOLKATA 700 073

STATE FUND

SCHEDULE 12: INCOME FROM INVESTMENTS

PARTICULARS	2020-21		2020-21	2019-20
	State Fund	Deposit Fund		
INTEREST ON FIXED DEPOSIT (Including Interest accrued Rs.9,808/ in 2020-21 andRs. Rs.4,157/ in 2019-20)	2,29,269		2,29,269	2,62,500
TOTAL	2,29,269	-	2,29,269	2,62,500

SCHEDULE 13: OTHER INCOME

PARTICULARS	2020-21		2020-21	2019-20
	State Fund	Deposit Fund		
Interest on Security Deposit- Electricity	17,698	-	17,698	16,110
Miscellaneous Receipts	-	-	-	14,921
TOTAL	17,698	-	17,698	31,031

SCHEDULE 14: STAFF PAYMENTS & BENEFITS

PARTICULARS	2020-21		2020-21	2019-20
	State Fund	Deposit Fund		
GENERAL:				
Salaries And Wages	32,67,17,679	-	32,67,17,679	27,73,29,047
Bonus	4,32,000	-	4,32,000	4,41,000
Gratuity	5,44,000	-	5,44,000	29,72,970
Leave Salary	2,77,000	-	2,77,000	6,09,209
Pension	29,92,805	-	29,92,805	24,92,117
Arrear Pension	41,212	-	41,212	-
Commuted Pension	-	-	-	10,32,444
Honorarium To Guest Teachers / Visiting Teachers	4,94,000	-	4,94,000	20,79,000
Sub Total	33,14,98,696	-	33,14,98,696	28,69,55,787
FRPDF:				
Testing Fees	-	-	-	-
Travel	-	-	-	-
Laboratory Consumables	-	-	-	1,26,058
Fieldwork Expenses	-	-	-	77,549
Chemicals & Glassware	-	-	-	84,435
Internet Charges	-	-	-	47,674
Sampling Analysis & Data Processing Charges	-	-	-	96,920
Staff Development Expenses (Seminar)	-	-	-	37,98,295
IT Consumables	-	-	-	4,573
Repairing of Laboratory Equipment	-	-	-	-
Repairing of Computer	-	-	-	-
Sub Total	-	-	-	42,35,504
TOTAL	33,14,98,696	-	33,14,98,696	29,11,91,291

SCHEDULE 15: ACADEMIC EXPENSES

PARTICULARS	2020-21		2020-21	2019-20
	State Fund	Deposit Fund		
Fellowship Expenses	-	-	-	9,75,067
Laboratory Expenses	3,89,530	-	3,89,530	8,57,610
Extra Curricular Activities	-	-	-	2,78,450
Fieldwork	2,03,651	-	2,03,651	8,96,497
Fuel Expenses- Laboratory	-	-	-	29,010
Career Counselling & Placement	1,42,000	-	1,42,000	57,350
Convocation Expenses	-	-	-	-
Outreach Programme	-	-	-	45,508
Examination Expenses	76,389	-	76,389	3,43,263
Chemicals & Glassware	44,837	-	44,837	1,58,866
Debate Expenses	-	-	-	-
Games & Sports	-	-	-	1,200
Admission Expense	-	-	-	5,354
Medals & Prizes	-	-	-	3,18,560
PhD Thesis Evaluation	82,994	-	82,994	64,000
Inter University Academic Exchange Programme	4,35,439	-	4,35,439	4,67,896
Registration Fees	2,529	-	2,529	-
Seminar & Workshops	14,410	-	14,410	12,10,443
TOTAL	13,91,779	-	13,91,779	57,09,074

[Signature]
Accounts Officer
Presidency University
Kolkata

29

[Signature]
Finance Officer
Presidency University
Kolkata



PRESIDENCY UNIVERSITY
86/1 COLLEGE STREET, KOLKATA 700 073
SELF GENERATED FUND

SCHEDULE 11 : GRANTS

PARTICULARS	SGF	SGF- II	2020-21	2019-20
Project Overhead Grant	-	41,05,407	41,05,407	40,85,982
TOTAL	-	41,05,407	41,05,407	40,85,982

SCHEDULE 12 : INCOME FROM INVESTMENTS

PARTICULARS	SGF	SGF- II	2020-21	2019-20
INTEREST ON FIXED DEPOSIT				
-With State Bank Of India (Including Interest accrued Rs. 23,05,887/- for SGF II and Rs. 56,548/- for SGF I in 2020-21 and Rs. 27,61,142/- in 2019-20)	1,57,645	30,11,812	31,69,457	28,82,462
-With Axis Bank Ltd (Including Interest accrued Rs. 11,70,634/- in 2020-21 and Rs. 14,84,536/- in 2019-20)	14,66,937	-	14,66,937	24,86,751
TOTAL	16,24,582	30,11,812	46,36,394	53,69,213

SCHEDULE 13 : OTHER INCOME


PARTICULARS	SGF	SGF- II	2020-21	2019-20
INTEREST ON:				
-Savings Bank Account With Axis Bank Ltd	62,189	-	62,189	1,52,418
-Savings Bank Account With SBI	-	3,61,215	3,61,215	2,92,594
Consultancy Services	-	-	-	1,21,200
Tender Fees	-	23,744	23,744	52,783
Seminar Registration Fees	-	-	-	1,60,734
Sale of Scrap Material	-	-	-	6,86,711
Establishment Charges	-	-	-	1,72,000
Seat Rent	-	-	-	4,24,610
Sponsorship	-	-	-	-
INCOME FROM LAND & BUILDING:				
-Rent of Photocopy Centre	-	-	-	1,31,600
-Rent of Food Court	-	-	-	3,63,904
-Rent of Play Ground	-	-	-	-
Miscellaneous Income	-	1,54,007	1,54,007	42,049
TOTAL	62,189	5,38,966	6,01,155	26,00,603


SCHEDULE 14: STAFF PAYMENTS AND BENEFITS

PARTICULARS	SGF	SGF- II	2020-21	2019-20
Staff Welfare Expenses	-	13,86,506	13,86,506	24,61,788
Salaries and Remuneration	-	3,30,193	3,30,193	10,36,872
TOTAL	-	17,16,699	17,16,699	34,98,660

SCHEDULE 15 : ACADEMIC EXPENSES

PARTICULARS	SGF	SGF- II	2020-21	2019-20
Admission Expenses	-	-	-	28,594
Examination Expenses	-	-	-	2,41,889
Seminar & Workshop	-	-	-	1,16,758
Scholarship-Merit Cum Means	-	1,22,550	1,22,550	1,29,000
Games & Sports	-	-	-	42,912
TOTAL	-	1,22,550	1,22,550	5,59,153


Accounts Officer
Presidency University
Kolkata


Finance Officer
Presidency University
Kolkata



PRESIDENCY UNIVERSITY
86/1 COLLEGE STREET, KOLKATA 700 073

ENDOWMENT FUND

SCHEDULE 5 : INVESTMENT IN FIXED DEPOSITS

PARTICULARS	2020-21	2019-20
FIXED DEPOSITS AGAINST ENDOWMENT FUND		
II) FIXED DEPOSITS WITH CANARA BANK	45,75,080	45,18,288
III) FIXED DEPOSITS WITH STATE BANK OF INDIA	17,28,821	17,28,821
TOTAL	63,03,901	62,47,109

SCHEDULE 6 : CURRENT ASSETS

PARTICULARS	2020-21	2019-20
1. CASH AT BANK		
-In Savings Bank Account With Canara Bank	38,93,819	33,12,873
-In Savings Bank Account With State Bank Of India	8,12,251	6,86,942
2. ACCRUED INTEREST ON FIXED DEPOSITS WITH SBI	30,654	27,205
3. ACCRUED INTEREST ON FIXED DEPOSITS WITH CANARA BANK	28,773	42,010
TOTAL	47,65,497	40,69,030

SCHEDULE 7 : LOANS, ADVANCES & DEPOSITS

PARTICULARS	2020-21	2019-20
1. TDS RECEIVABLE	60,559	51,772
2. ADVANCE TO STAFF	-	-
3. RECEIVABLE FROM SELF GENERATED FUND II	-	1
TOTAL	60,559	51,773

SCHEDULE 8 : INCOME FROM INVESTMENTS

PARTICULARS	2020-21	2019-20
INTEREST ON FIXED DEPOSITS		
-With State Bank of India (Including Interest accrued Rs.30,654/- in 2020-21 and Rs.27,205/- in 2019-20)	1,17,017	1,18,879
-With Canara Bank (Including Interest accrued Rs.28,773/- in 2020-21 and Rs.42,010/- in 2019-20)	2,76,744	3,21,446
TOTAL (Transfer To Earmarked / Endowment)	3,93,761	4,40,325

SCHEDULE 9 : OTHER INCOME


PARTICULARS	2020-21	2019-20
INTEREST ON SAVINGS ACCOUNTS:		
-With State Bank Of India	20,528	19,861
-With Canara Bank	1,06,482	1,01,668
TOTAL	1,27,010	1,21,529


SCHEDULE 10 : ACADEMIC EXPENSES

PARTICULARS	2020-21	2019-20
Stipend, Scholarship And Prizes	7,957	1,40,483
Scholarship-Merit-cum-Means	12,900	-
Seminar & Workshop	-	32,849
TOTAL	20,857	1,73,332

SCHEDULE 11 : ADMINISTRATIVE AND GENERAL EXPENSES

PARTICULARS	2020-21	2019-20
Bank Charges	72	327
TOTAL	72	327


Accounts Officer
Presidency University
Kolkata


Finance Officer
Presidency University
Kolkata



PRESIDENCY UNIVERSITY
86/1 COLLEGE STREET, KOLKATA 700 073

PRESIDENCY UNIVERSITY VICE CHANCELLOR'S FUND FOR EXCELLENCE

SCHEDULE 5: INVESTMENT IN FIXED DEPOSITS

PARTICULARS	2020-21	2019-20
FIXED DEPOSITS AGAINST ENDOWMENT FUND		
-With Canara Bank	77,75,709	77,75,709
-With Axis Bank	7,42,93,301	7,44,34,440
TOTAL	8,20,69,010	8,22,10,149

SCHEDULE 6: CAPITAL ADVANCE

PARTICULARS	2020-21	2019-20
Advance To PWD against Electrical Installation	-	2,66,757
TOTAL	-	2,66,757

SCHEDULE 7 : CURRENT ASSETS

PARTICULARS	2020-21	2019-20
I.CASH AT BANK		
-In Savings Bank Account With Axis Bank Ltd	1,07,11,559	77,35,321
-In Savings Bank Account With Bank of India	57,782	42,393
5. ACCRUED INTEREST ON FIXED DEPOSITS		
-With Canara Bank	1,10,098	1,14,566
-With Axis Bank Ltd	8,09,138	12,37,786
TOTAL	1,16,88,576	91,30,066

SCHEDULE 8 : LOAN ADVANCE & DEPOSITS

PARTICULARS	2020-21	2019-20
1. ADVANCE TO STAFF		
2. RECEIVABLE FROM ENDOWMENT FUND	21,00,670	16,84,192
3. RECEIVABLE FROM SELF- GENERATED FUND	-	8,322
4.TDS RECEIVABLE	21,713	21,713
TOTAL	21,22,383	17,14,227

SCHEDULE 9 : INCOME FROM INVESTMENTS

PARTICULARS	2020-21	2019-20
INTEREST ON FIXED DEPOSITS		
-With Canara Bank (Including Interest accrued Rs.1,10,098/- in 2020-21 and Rs.1,14,566/- in 2019-20)	6,28,210	6,67,892
-With Axis Bank Ltd (Including Interest accrued Rs.8,09,138/- in 2020-21 and Rs.12,37,786/- in 2019-20)	58,89,242	59,84,036
TOTAL (Transfer To Earmarked / Endowment)	65,17,452	66,51,928

SCHEDULE 10 : OTHER INCOME

PARTICULARS	2020-21	2019-20
INTEREST ON SAVINGS ACCOUNTS:		
-With Bank of India	15,438	13,099
-With Axis Bank Ltd	3,26,344	2,48,086
Miscellaneous receipt	2	-
Contribution for Workshop Conference	-	59,367
TOTAL	3,41,784	3,20,552

SCHEDULE 11 : STAFF PAYMENTS & BENEFITS

PARTICULARS	2020-21	2019-20
Gross Salary - Chair Professor in History	-	6,57,512
Gross Salary - Infosys Chair Professor in Economics	19,74,194	24,00,000
TOTAL	19,74,194	30,57,512

SCHEDULE 12 : ACADEMIC EXPENSES

PARTICULARS	2020-21	2019-20
Seminar & Workshop-NKM Endowment Lecture	-	95,569
Stipend, Scholarship & Prizes	45,000	87,084
Seminar & Workshop	1,200	9,82,730
Scholarship-Merit cum Means	5,38,400	5,21,750
IT Consumables	-	2,100
TOTAL	5,84,600	16,89,233

SCHEDULE 13 : ADMINISTRATIVE & GENERAL EXPENSES

PARTICULARS	2020-21	2019-20
Consultancy & professional Fees	5,900	10,620
Bank Charges	51	-
Advertisement & Publicity	-	-
TOTAL	5,951	10,620



Sanjay
Accounts Officer
Presidency University
Kolkata

[Signature]
Finance Officer
Presidency University
Kolkata

PRESIDENCY UNIVERSITY
86/1 COLLEGE STREET, KOLKATA 700 073

STUDENTS' ACTIVITIES FUND

SCHEDULE 1: STUDENTS' ACTIVITIES FUND (DESIGNATED FUND)

PARTICULARS	2020-21	2019-20
A. OPENING BALANCE OF FUND	20,46,385	13,74,932
B. ADDITION TO THE FUND:		
Sponsorship		-
-Transfer from Self Generated Fund II	5,90,431	6,26,300
-Surplus For The Year Transferred From Income & Expenditure Account	73,385	62,155
TOTAL (A+B)	27,10,201	20,63,387
C. UTILIZATION OF FUND		
-Transfer to Self Generated Fund-II	-	-
Revenue Expenditure transferred to Income & Expenditure		
-Academic Expenses	17,634	16,930
-Administrative and General Expenses	5,028	72
TOTAL (C)	22,662	17,002
NET BALANCE AS AT 31-3-2021 (A+B-C)	26,87,539	20,46,385

SCHEDULE 2 : CURRENT LIABILITIES & PROVISION

PARTICULARS	2020-21	2019-20
CURRENT LIABILITIES		
TDS U/S 194C	-	-
TDS U/S 194J	-	-
TOTAL	-	-

SCHEDULE 3 : INVESTMENT IN FIXED DEPOSITS

PARTICULARS	2020-21	2019-20
FIXED DEPOSITS		
-With Canara Bank	4,87,517	4,56,177
TOTAL	4,87,517	4,56,177

SCHEDULE 4 : CURRENT ASSETS

PARTICULARS	2020-21	2019-20
1. CASH AT BANK		
-In Savings Account With Canara Bank	15,90,318	15,68,116
2. ACCRUED INTEREST ON		
-Fixed Deposit With Canara Bank	19,273	22,092
TOTAL	16,09,591	15,90,208

SCHEDULE 5 : LOAN, ADVANCE & DEPOSITS

PARTICULARS	2020-21	2019-20
1. RECEIVABLE		
- Receivable from Self Generated Fund II	5,90,431	-
TOTAL	5,90,431	-

SCHEDULE 6 : INCOME FROM INVESTMENTS

PARTICULARS	2020-21	2019-20
Interest On Fixed Deposit		
-With Canara Bank (Including Interest accrued Rs. 19,273/- in 2020-21 and Rs. 22,092/- in 2019-20)	28,521	30,520
TOTAL	28,521	30,520

SCHEDULE 7 : OTHER INCOME

PARTICULARS	2020-21	2019-20
INTEREST ON:		
-Savings Bank Account With Canara Bank	44,864	31,635
TOTAL	44,864	31,635

SCHEDULE 8 : ACADEMIC EXPENSES

PARTICULARS	2020-21	2019-20
Cultural & Ceremonial Expenses	17,634	16,930
TOTAL	17,634	16,930

SCHEDULE 9 : ADMINISTRATIVE & GENERAL EXPENSES

PARTICULARS	2020-21	2019-20
Printing & Stationery	4,956	-
Bank Charges	72	72
TOTAL	5,028	72



[Signature]
Accounts Officer
Presidency University
Kolkata

[Signature]
Finance Officer
Presidency University
Kolkata

PRESIDENCY UNIVERSITY
86/1 COLLEGE STREET, KOLKATA 700 073

CONFIDENTIAL FUND

SCHEDULE 1: CONFIDENTIAL FUND (DESIGNATED FUND)

PARTICULARS	2020-21	2019-20
A. OPENING BALANCE OF FUND	39,705	98,869
B. ADDITION TO THE FUND:		
-Transfer From Self Generated Fund	-	-
-Transfer From State Fund	5,25,000	5,00,000
-Surplus For The Year Transferred From Income And Expenditure Account	5,820	4,171
TOTAL (A+B)	5,70,525	6,03,040
C. UTILIZATION TOWARDS OBJECTIVES OF FUND:		
Revenue Expenditure transferred to Income & Expenditure		
-Academic Expenses	1,53,850	5,62,155
-Administrative Expenses	-	1,180
TOTAL (C)	1,53,850	5,63,335
NET BALANCE AS AT 31-3-2021 (A+B-C)	4,16,675	39,705

SCHEDULE 2 : CURRENT ASSETS

PARTICULARS	2020-21	2019-20
CASH AT BANK		
-In Savings Account With Bank Of Baroda	4,16,675	39,705
TOTAL	4,16,675	39,705

SCHEDULE 3 : OTHER INCOME


PARTICULARS	2020-21	2019-20
INTEREST ON SAVINGS ACCOUNT:		
-With Bank Of Baroda	5,820	4,171
TOTAL	5,820	4,171

SCHEDULE 4 : ACADEMIC EXPENSES


PARTICULARS	2020-21	2019-20
Confidential Expenses	1,53,850	5,62,155
TOTAL	1,53,850	5,62,155

SCHEDULE 5 : ADMINISTRATIVE EXPENSES

PARTICULARS	2020-21	2019-20
Bank Charges	-	1,180
TOTAL	-	1,180


Accounts Officer
Presidency University
Kolkata

42


Finance Officer
Presidency University
Kolkata



F.Y. 2021-22 (4.1.2-4.4.1) Infrastructure, Academic and Physical facilities fund wise details

Fund	Expenditure for Infrastructure Augmentation(INR)	Expenditure on maintainance of academic facilities(INR)	Expenditure on maintainance of physical facilities(INR)
State Fund	28,254	9,32,823	4,15,63,785
SGF	13,164	99,521	4,18,133
Development+Rusa+2nd Campus	1,77,76,65,836	-	3,50,69,591
Endowment Fund	-	2,62,412	72
PUVCFE	2,75,372	7,58,391	43,35,006
SAF	-	5,02,654	72
CF	-	3,84,249	-
Total	1,77,79,82,626	29,40,050	8,13,86,659


Accounts Officer (2nd Campus)
Presidency University
Kolkata


Finance Officer
Presidency University
Kolkata


Director
Internal Quality Assurance Cell (IQAC)
Presidency University
Kolkata-700073


Registrar
Presidency University
Kolkata

Expenditure on maintenance of academic facilities (4.1.2-4.4.1)

Academic Expenses details	2017-18	2018-19	2019-20	2020-21	2021-22
Capital FRPDF expenses *	40,84,679.00	77,34,304.00	11,33,604.00	-	-
Revenue FRPDF expenses *	73,91,935.00	79,79,429.00	42,35,504.00	-	-
TOTAL	1,14,76,614.00	1,57,13,733.00	53,69,108.00	-	-
less: FRPDF expenses shown separately	41,39,600.00	43,89,488.00	37,79,874.00	-	-
Staff Development under metric (6.3.2)	16,05,446.00	23,17,404.00	1,96,074.00	-	-
Seed Money under metric (3.1.2)					
Net FRPDF expenses (a part of Expenses on Academic maintenance)	57,31,568.00	90,06,841.00	13,93,160.00	-	-
Add: Other Academic Expenses (Wide Note below) **	2,36,62,720.00	84,68,678.00	87,09,877.00	22,91,270.00	29,40,050.00
Total Academic Expenses	2,93,94,288.00	1,74,75,519.00	1,01,09,037.00	22,91,270.00	29,40,050.00

* Note: FRPDF ^{Sjonds} for Faculty Research & Professional Development Fund

** Other Academic Expenses (Note) Year	Fund	Schedule Number	Page No.	Amount
2017-18	State Fund	Schedule-13	29	1,70,73,516.00
	Self Generated Fund	Schedule-14	38	6,24,127.00
	Endowment Fund	Schedule-11	57	3,72,759.00
	Vice Chancellor's Fund	Schedule-12	70	10,89,758.00
	Student Activity Fund	Schedule-8	45	2,55,326.00
	Confidential Fund	Schedule-4	42	42,47,234.00
		TOTAL	TOTAL	2,36,62,720.00
2018-19	State Fund	Schedule-14	29	55,03,386.00
	Self Generated Fund	Schedule-14	38	11,57,540.00
	Endowment Fund	Schedule-10	55	1,59,097.00
	Vice Chancellor's Fund	Schedule-11	68	9,15,250.00
	Student Activity Fund	Schedule-8	45	4,44,990.00
	Confidential Fund	Schedule-4	42	2,88,415.00
		TOTAL	TOTAL	84,68,678.00
2019-20	State Fund	Schedule-15	29	57,09,074.00
	Self Generated Fund	Schedule-14	38	5,59,153.00
	Endowment Fund	Schedule-10	55	1,73,332.00
	Vice Chancellor's Fund	Schedule-12	69	16,89,233.00
	Student Activity Fund	Schedule-8	45	16,930.00
	Confidential Fund	Schedule-4	42	5,62,155.00
		TOTAL	TOTAL	87,09,877.00
2020-21	State Fund	Schedule-15	29	13,91,779.00
	Self Generated Fund	Schedule-15	38	1,22,550.00
	Endowment Fund	Schedule-10	55	20,857.00
	Vice Chancellor's Fund	Schedule-12	69	5,84,600.00
	Student Activity Fund	Schedule-8	45	17,634.00
	Confidential Fund	Schedule-4	42	1,53,850.00
		TOTAL	TOTAL	22,91,270.00
2021-22	State Fund	Schedule-15	29	9,32,823.00
	Self Generated Fund	Schedule-15	38	99,521.00
	Endowment Fund	Schedule-10	55	2,62,412.00
	Vice Chancellor's Fund	Schedule-12	69	7,58,391.00
	Student Activity Fund	Schedule-8	45	5,02,654.00
	Confidential Fund	Schedule-4	42	3,84,249.00
		TOTAL	TOTAL	29,40,050.00


 Accounts Officer (2nd Campus)
 Presidency University
 Kolkata


 Finance Officer
 Presidency University
 Kolkata

PRESIDENCY UNIVERSITY
86/1 COLLEGE STREET, KOLKATA 700 073

STATE FUND

SCHEDULE 12: INCOME FROM INVESTMENTS

PARTICULARS	2021-22		2021-22	2020-21
	State Fund	Deposit Fund		
INTEREST ON FIXED DEPOSIT				
(Including Interest accrued Rs. 88,560/ in 2021-22 and Rs.9,808/ in 2020-21)	2,46,870		2,46,870	2,29,269
TOTAL	2,46,870	-	2,46,870	2,29,269

SCHEDULE 13: OTHER INCOME

PARTICULARS	2021-22		2021-22	2020-21
	State Fund	Deposit Fund		
Interest on Security Deposit- Electricity	21,732	-	21,732	17,698
Miscellaneous Receipts	-	-	-	-
TOTAL	21,732	-	21,732	17,698

SCHEDULE 14: STAFF PAYMENTS & BENEFITS

PARTICULARS	2021-22		2021-22	2020-21
	State Fund	Deposit Fund		
GENERAL:				
Salaries And Wages	33,79,06,818	-	33,79,06,818	32,67,17,679
Bonus	4,46,400	-	4,46,400	4,32,000
Exgratia	10,800	-	10,800	-
Gratuity	17,53,161	-	17,53,161	5,44,000
Leave Salary	22,40,423	-	22,40,423	2,77,000
Pension	39,64,737	-	39,64,737	29,92,805
Arrear Pension	-	-	-	41,212
Commuted Pension	9,18,384	-	9,18,384	-
Honorarium To Guest Teachers / Visiting Teachers	9,98,000	-	9,98,000	4,94,000
Sub Total	34,82,38,723	-	34,82,38,723	33,14,98,696
FRPDF:				
Testing Fees	-	-	-	-
Travel	-	-	-	-
Laboratory Consumables	-	-	-	-
Fieldwork Expenses	-	-	-	-
Chemicals & Glassware	-	-	-	-
Internet Charges	-	-	-	-
Sampling Analysis & Data Processing Charges	-	-	-	-
Staff Development Expenses (Seminar)	-	-	-	-
IT Consumables	-	-	-	-
Repairing of Laboratory Equipment	-	-	-	-
Repairing of Computer	-	-	-	-
Sub Total	-	-	-	-
TOTAL	34,82,38,723	-	34,82,38,723	33,14,98,696

SCHEDULE 15: ACADEMIC EXPENSES

PARTICULARS	2021-22		2021-22	2020-21
	State Fund	Deposit Fund		
Fellowship Expenses	-	-	-	-
Laboratory Expenses	1,17,263	-	1,17,263	3,89,530
Extra Curricular Activities	-	-	-	-
Fieldwork	5,22,530	-	5,22,530	2,03,651
Fuel Expenses- Laboratory	5,651	-	5,651	-
Career Counselling & Placement	1,16,000	-	1,16,000	1,42,000
Convocation Expenses	-	-	-	-
Outreach Programme	-	-	-	-
Examination Expenses	18,965	-	18,965	76,389
Chemicals & Glassware	41,654	-	41,654	44,837
Debate Expenses	-	-	-	-
Games & Sports	14,720	-	14,720	-
Admission Expense	-	-	-	-
Medals & Prizes	-	-	-	-
PhD Thesis Evaluation	65,000	-	65,000	82,994
Inter-University Academic Exchange Programme	-	-	-	4,35,439
Registration Fees	-	-	-	2,529
Seminar & Workshops	31,040	-	31,040	14,410
TOTAL	9,32,823	-	9,32,823	13,91,779


Accounts Officer
Presidency University
Kolkata


Finance Officer
Presidency University
Kolkata



PRESIDENCY UNIVERSITY
86/1 COLLEGE STREET, KOLKATA 700 073
SELF GENERATED FUND

SCHEDULE 11 : GRANTS

PARTICULARS	SGF	SGF- II	2021-22	2020-21
Project Overhead Grant	-	19,99,164	19,99,164	41,05,407
TOTAL	-	19,99,164	19,99,164	41,05,407

SCHEDULE 12 : INCOME FROM INVESTMENTS

PARTICULARS	SGF	SGF- II	2021-22	2020-21
INTEREST ON FIXED DEPOSIT				
-With State Bank Of India (Including Interest accrued Rs. 33,71,467/- for SGF II and Rs. 8,293/- for SGF I in 2021-22 and Rs. 23,05,887/- for SGF II and Rs. 56,548/- for SGF I in 2020-21)	12,14,935	33,54,641	45,69,576	31,69,457
-With Axis Bank Ltd (Including Interest accrued Rs. 10,20,169/- in 2021-22 and Rs. 11,70,634/- in 2020-21)	4,53,316	-	4,53,316	14,66,937
TOTAL	16,68,251	33,54,641	50,22,892	46,36,394

SCHEDULE 13 : OTHER INCOME


PARTICULARS	SGF	SGF- II	2021-22	2020-21
INTEREST ON:				
-Savings Bank Account With Axis Bank Ltd	58,486	-	58,486	62,189
-Savings Bank Account With SBI	-	3,66,066	3,66,066	3,61,215
Consultancy Services	-	1,62,924	1,62,924	-
Tender Fees	-	1,16,418	1,16,418	23,744
Seminar Registration Fees	-	23,600	23,600	-
Sale of Scrap Material	-	-	-	-
Establishment Charges	-	-	-	-
Seat Rent	-	-	-	-
Sponsorship	-	-	-	-
INCOME FROM LAND & BUILDING:				
-Rent of Photocopy Centre	-	-	-	-
-Rent of Food Court	-	-	-	-
-Rent of Play Ground	-	-	-	-
Miscellaneous Income	-	78,046	78,046	1,54,007
TOTAL	58,486	7,47,054	8,05,540	6,01,155

SCHEDULE 14: STAFF PAYMENTS AND BENEFITS

PARTICULARS	SGF	SGF- II	2021-22	2020-21
Staff Welfare Expenses	-	2,97,274	2,97,274	13,86,506
Salaries and Remuneration	-	3,42,682	3,42,682	3,30,193
TOTAL	-	6,39,956	6,39,956	17,16,699

SCHEDULE 15 : ACADEMIC EXPENSES

PARTICULARS	SGF	SGF- II	2021-22	2020-21
Addmission Expenses	-	-	-	-
Examination Expenses	-	39,321	39,321	-
Seminar & Workshop	-	-	-	-
Scholarship-Merit Cum Means	-	60,200	60,200	1,22,550
Games & Sports	-	-	-	-
TOTAL	-	99,521	99,521	1,22,550


Accounts Officer
Presidency University
Kolkata


Finance Officer
Presidency University
Kolkata



PRESIDENCY UNIVERSITY
86/1 COLLEGE STREET, KOLKATA 700 073

ENDOWMENT FUND

SCHEDULE 5 : INVESTMENT IN FIXED DEPOSITS

PARTICULARS	2021-22	2020-21
FIXED DEPOSITS AGAINST ENDOWMENT FUND		
II) FIXED DEPOSITS WITH CANARA BANK	45,81,838	45,75,080
III) FIXED DEPOSITS WITH STATE BANK OF INDIA	17,29,097	17,28,821
TOTAL	63,10,935	63,03,901

SCHEDULE 6 : CURRENT ASSETS

PARTICULARS	2021-22	2020-21
1. CASH AT BANK		
-In Savings Bank Account With Canara Bank	42,10,828	38,93,819
-In Savings Bank Account With State Bank Of India	9,54,935	8,12,251
2. ACCRUED INTEREST ON FIXED DEPOSITS WITH SBI	14,609	30,654
3. ACCRUED INTEREST ON FIXED DEPOSITS WITH CANARA BANK	23,754	28,773
TOTAL	52,04,126	47,65,497

SCHEDULE 7 : LOANS, ADVANCES & DEPOSITS

PARTICULARS	2021-22	2020-21
1. TDS RECEIVABLE	17,359	60,559
TOTAL	17,359	60,559

SCHEDULE 8 : INCOME FROM INVESTMENTS

PARTICULARS	2021-22	2020-21
INTEREST ON FIXED DEPOSITS		
-With State Bank of India (Including Interest accrued Rs.14,609/- in 2021-22 and Rs.30,654/- in 2020-21)	93,721	1,17,017
-With Canara Bank (Including Interest accrued Rs.23,754/- in 2021-22 and Rs.28,773/- in 2020-21)	2,45,310	2,76,744
TOTAL (Transfer To Earmarked / Endowment)	3,39,031	3,93,761

SCHEDULE 9 : OTHER INCOME

PARTICULARS	2021-22	2020-21
INTEREST ON SAVINGS ACCOUNTS:		
-With State Bank Of India	23,563	20,528
-With Canara Bank	1,18,104	1,06,482
Miscellaneous Receipts	8	-
TOTAL	1,41,675	1,27,010

SCHEDULE 10 : ACADEMIC EXPENSES

PARTICULARS	2021-22	2020-21
Stipend, Scholarship And Prizes	2,40,645	7,957
Scholarship-Merit-cum-Means	19,267	12,900
Seminar & Workshop	2,500	-
TOTAL	2,62,412	20,857

SCHEDULE 11 : ADMINISTRATIVE AND GENERAL EXPENSES

PARTICULARS	2021-22	2020-21
Bank Charges	72	72
TOTAL	72	72

[Signature]
Accounts Officer
Presidency University
Kolkata

[Signature]
Finance Officer
Presidency University
Kolkata



PRESIDENCY UNIVERSITY
86/1 COLLEGE STREET, KOLKATA 700 073

PRESIDENCY UNIVERSITY VICE CHANCELLOR'S FUND FOR EXCELLENCE

SCHEDULE 5: INVESTMENT IN FIXED DEPOSITS

PARTICULARS	2021-22	2020-21
FIXED DEPOSITS AGAINST ENDOWMENT FUND		
-With Canara Bank	77,75,709	77,75,709
-With Axis Bank	8,49,21,691	7,42,93,301
TOTAL	9,26,97,400	8,20,69,010

SCHEDULE 6: CAPITAL ADVANCE

PARTICULARS	2021-22	2020-21
Advance To PWD against Civil Work and Electrical Installation for State-of-the-art lecture theatre	15,58,855	-
TOTAL	15,58,855	-

SCHEDULE 7 : CURRENT ASSETS

PARTICULARS	2021-22	2020-21
CASH AT BANK		
-In Savings Bank Account With Axis Bank Ltd	34,50,275	1,07,11,559
-In Savings Bank Account With Bank of India	59,476	57,782
ACCRUED INTEREST ON FIXED DEPOSITS		
-With Canara Bank	72,527	1,10,098
-With Axis Bank Ltd	8,85,682	8,09,138
TOTAL	44,67,959	1,16,88,576

SCHEDULE 8 : LOAN ADVANCE & DEPOSITS

PARTICULARS	2021-22	2020-21
RECEIVABLE FROM ENDOWMENT FUND		
	22,90,378	21,00,670
TDS RECEIVABLE		
	-	21,713
TOTAL	22,90,378	21,22,383

SCHEDULE 9 : INCOME FROM INVESTMENTS

PARTICULARS	2021-22	2020-21
INTEREST ON FIXED DEPOSITS		
-With Canara Bank (Including Interest accrued Rs.72,527/- in 2021-22 and Rs.1,10,098/- in 2020-21)	4,86,637	6,28,210
-With Axis Bank Ltd (Including Interest accrued Rs.8,85,682/- in 2021-22 and Rs.8,09,138/- in 2020-21)	58,01,110	58,89,242
TOTAL (Transfer To Earmarked / Endowment)	62,87,747	65,17,452

SCHEDULE 10 : OTHER INCOME

PARTICULARS	2021-22	2020-21
INTEREST ON SAVINGS ACCOUNTS:		
-With Bank of India	1,694	15438
-With Axis Bank Ltd	2,13,368	3,26,344
Miscellaneous receipt	-	2
Collaborative Research Assistance	2,85,848	-
TOTAL	5,00,910	3,41,784

SCHEDULE 11 : STAFF PAYMENTS & BENEFITS

PARTICULARS	2021-22	2020-21
Gross Salary - Infosys Chair Professor in Economics	-	19,74,194
TOTAL	-	19,74,194

SCHEDULE 12 : ACADEMIC EXPENSES

PARTICULARS	2021-22	2020-21
Research Expenses	1,42,924	-
Stipend, Scholarship & Prizes	-	45,000
Seminar & Workshop	16,500	1,200
Scholarship-Merit cum Means	5,98,967	5,38,400
TOTAL	7,58,391	5,84,600

SCHEDULE 13 : ADMINISTRATIVE & GENERAL EXPENSES

PARTICULARS	2021-22	2020-21
Consultancy & Professional Fees	7,080	5,900
Bank Charges	-	51
Research Consultancy	1,42,924	-
TOTAL	1,50,004	5,951

(Signature)
Finance Officer
Presidency University
Kolkata



(Signature)
Accounts Officer
Presidency University
Kolkata

PRESIDENCY UNIVERSITY
86/1 COLLEGE STREET, KOLKATA 700 073

STUDENTS' ACTIVITIES FUND

SCHEDULE 1: STUDENTS' ACTIVITIES FUND (DESIGNATED FUND)

PARTICULARS	2021-22	2020-21
A. OPENING BALANCE OF FUND	26,87,539	20,46,385
B. ADDITION TO THE FUND:		
- Sponsorship		-
- Transfer from Self Generated Fund II	5,39,511	5,90,431
- Surplus For The Year Transferred From Income & Expenditure Account	73,205	73,385
TOTAL (A+B)	33,00,255	27,10,201
C. UTILIZATION OF FUND		
- Transfer to Self Generated Fund-II	-	-
Revenue Expenditure transferred to Income & Expenditure		
- Academic Expenses	5,02,654	17,634
- Administrative and General Expenses	6,27,318	5,028
TOTAL (C)	11,29,972	22,662
NET BALANCE AS AT 31-3-2022 (A+B-C)	21,70,283	26,87,539

SCHEDULE 2 : CURRENT LIABILITIES & PROVISION

PARTICULARS	2021-22	2020-21
CURRENT LIABILITIES		
TDS U/S 194C	-	-
TDS U/S 194J	-	-
TOTAL	-	-

SCHEDULE 3 : INVESTMENT IN FIXED DEPOSITS

PARTICULARS	2021-22	2020-21
FIXED DEPOSITS		
- With Canara Bank	5,14,889	4,87,517
TOTAL	5,14,889	4,87,517

SCHEDULE 4 : CURRENT ASSETS

PARTICULARS	2021-22	2020-21
1. CASH AT BANK		
- In Savings Account With Canara Bank	16,36,170	15,90,318
2. ACCRUED INTEREST ON		
- Fixed Deposit With Canara Bank	19,224	19,273
TOTAL	16,55,394	16,09,591

SCHEDULE 5 : LOAN, ADVANCE & DEPOSITS

PARTICULARS	2021-22	2020-21
1. RECEIVABLE		
- Receivable from Self Generated Fund II	-	5,90,431
TOTAL	-	5,90,431

SCHEDULE 6 : INCOME FROM INVESTMENTS

PARTICULARS	2021-22	2020-21
Interest On Fixed Deposit		
- With Canara Bank (Including Interest accrued Rs. 19,224/- in 2021-22 and Rs. 19,273/- in 2020-21)	27,323	28,521
TOTAL	27,323	28,521

SCHEDULE 7 : OTHER INCOME

PARTICULARS	2021-22	2020-21
INTEREST ON:		
- Savings Bank Account With Canara Bank	45,882	44,864
TOTAL	45,882	44,864

SCHEDULE 8 : ACADEMIC EXPENSES

PARTICULARS	2021-22	2020-21
Students' Welfare Expenses	4,70,425	-
Games & Sports	18,669	-
Cultural & Ceremonial Expenses	13,560	17,634
TOTAL	5,02,654	17,634

SCHEDULE 9 : ADMINISTRATIVE & GENERAL EXPENSES

PARTICULARS	2021-22	2020-21
Printing & Stationery	-	4,956
Donation	6,27,246	-
Bank Charges	72	72
TOTAL	6,27,318	5,028

Shankar
Finance Officer
Presidency University
Kolkata



Shankar
Accounts Officer
Presidency University
Kolkata

PRESIDENCY UNIVERSITY
86/1 COLLEGE STREET, KOLKATA 700 073

CONFIDENTIAL FUND

SCHEDULE 1: CONFIDENTIAL FUND (DESIGNATED FUND)

PARTICULARS	2021-22	2020-21
A. OPENING BALANCE OF FUND	4,16,675	39,705
B. ADDITION TO THE FUND:		
-Transfer From Self Generated Fund	-	-
-Transfer From State Fund	-	5,25,000
-Surplus For The Year Transferred From Income And Expenditure Account	9,453	5,820
TOTAL (A+B)	4,26,128	5,70,525
C. UTILIZATION TOWARDS OBJECTIVES OF FUND:		
Revenue Expenditure transferred to Income & Expenditure		
-Academic Expenses	3,84,249	1,53,850
-Administrative Expenses	-	-
TOTAL (C)	3,84,249	1,53,850
NET BALANCE AS AT 31-3-2022 (A+B-C)	41,879	4,16,675

SCHEDULE 2 : CURRENT ASSETS

PARTICULARS	2021-22	2020-21
CASH AT BANK		
-In Savings Account With Bank Of Baroda	41,879	4,16,675
TOTAL	41,879	4,16,675

SCHEDULE 3 : OTHER INCOME


PARTICULARS	2021-22	2020-21
INTEREST ON SAVINGS ACCOUNT:		
-With Bank Of Baroda	9,453	5,820
TOTAL	9,453	5,820


SCHEDULE 4 : ACADEMIC EXPENSES

PARTICULARS	2021-22	2020-21
Confidential Expenses	3,84,249	1,53,850
TOTAL	3,84,249	1,53,850

SCHEDULE 5 : ADMINISTRATIVE EXPENSES

PARTICULARS	2021-22	2020-21
Bank Charges	-	-
TOTAL	-	-


Accounts Officer
 Presidency University
 Kolkata


Finance Officer
 Presidency University
 Kolkata

