

Category	Items	Balance Sheet /&E Page No.	Balance Sheet/ &E	Balance Sheet /&E- Group	Balance Sheet/ Income Expenditure Schedule	Schedule - Page No.	Schedule Name	Schedule Group	Head of Account	Expenditure Amount (₹)	Total Expenditure Amount (₹)	Income Amount (₹)
Consultancy	INCOME	2	INCOME & EXPENDITURE A/C (INCOME)	SELF GENERATED FUND	SCHEDULE-12	38	OTHER INCOME	NA	CONSULTANCY SERVICES			1,25,000.00
									TOTAL			1,25,000.00
Infrastructure Expenditure	FIXED ASSETS	1	BALANCE SHEET/ APPLICATION OF FUND(ASSET)	STATE FUND	SCHEDULE-4 & 5	27	FIXED ASSET	TANGIBLE ASSETS & INTANGIBLE ASSETS	Audio- Visual Equipment	22,01,410	83,29,429.00	
									Computer Hardware	72,383		
									Electrical Installation	44,18,962		
									Fire Safety System	2,66,613		
									IT Equipment	29,355		
									Laboratory & Scientific Equipment	9,26,375		
			Computer Software	4,14,331			TANGIBLE ASSETS	Laboratory & Scientific Equipment	8,89,030.00	8,89,030.00		
			SELF GENERATED FUND-II	SCHEDULE-4	38			TANGIBLE ASSETS	Audio- Visual Equipment	16,76,182	3,19,80,531.00	
			STATE DEVELOPMENT FUND	SCHEDULE-4	77			TANGIBLE ASSETS	Computer Hardware	11,15,526		
			VICE CHANCELLOR FUND FOR EXCELLENCE FUND	SCHEDULE-4	69			TANGIBLE ASSETS	Electrical Installation	2,44,44,536		
			UGC FUND	SCHEDULE-6	50			TANGIBLE ASSETS	IT Equipment	51,030		
								TANGIBLE ASSETS	IT Network	20,64,411		
								TANGIBLE ASSETS	Laboratory & Scientific Equipment	26,28,846		
Physical Facilities	EXPENDITURE	2	INCOME & EXPENDITURE A/C (EXPENDITURE)	STATE FUND	SCHEDULE-14 (Administrative & General Expense), SCHEDULE-16 (Repairs & Maintenance), SCHEDULE-4 (Renovation of Building)	30 & 27	ADMINISTRATIVE & GENERAL EXPENSES, REPAIRS & MAINTENANCE, RENOVATION OF BUILDING	NA	Student Welfare	15,168.00	9,85,65,963.00	
									Office Maintenance	2,99,862.00		
									Gardening	15,43,331.00		
									Cultural And Ceremonial Expenses	21,34,057.00		
									Consultants & Professional Fees	2,41,69,381.00		
									Extra Curricular Activities	2,14,388.00		
									Security Charges	68,06,029.00		
									Printing And Stationary	21,76,198.00		
									Bank Charges	6,400.00		
									Medical Expenses	6,580.00		
									Housekeeping Expenses	54,11,282.00		
									Staff Welfare Expenses	2,57,383.00		
									Internet Connection	17,22,667.00		
									IT Consumables	2,89,819.00		
									Postage & Stamp	66,101.00		
									Shifting Charges	24,000.00		
									Travelling And Conveyance Expenses	5,35,684.00		
									Website Maintenance	14,668.00		
									Relocation Expenses	(1,76,293.00)		
									Rent, Rates & Taxes	5.00		
									Hostel Expenses	1,40,86,698.00		
									Miscellaneous Expenses	88,059.00		
									Repairs & Maintenance Sch-16 Total amount	88,03,876.00		
									Renovation of Building	3,00,68,406.00		
									Travelling And Conveyance Expenses	1,70,546.00		
									Bank Charges	6,926.00		
									Rent, Rates & Taxes	37,585.00		
									Consultancy and Professional Fees	2,876.00		
			Student Welfare	93,240.00								
			Service Charges	1,13,702.00								
			Repairs & Maintenance Sch-17 Total amount	20,400.00								
			Renovation of Building	38,85,265.00								
			IT Consumables	59,692.00								
			Gardening	7,98,081.00								
			Bank Charges	7,116.00								
			Repairs & Maintenance Sch-13 Total amount	15,500.00								
			Renovation of Building	26,39,97,203.00								
			Printing Charges	4,106.00								
			Bank Charges	36.00								
			Consultancy & Professional Fees	5,900.00								
			Renovation of Building	22,34,451.00								
			STUDENT ACTIVITY FUND	SCHEDULE-9 (Administrative & General Expenses)	45			Bank Charges	36.00	36.00		
			ENDOWMENT FUND	SCHEDULE-11 (Administrative & General	57			Renovation of Building	2,85,69,089.00	2,85,69,089.00		
			VICE CHANCELLOR FUND FOR EXCELLENCE FUND	SCHEDULE-13 (Administrative & General	69 & 70			TOTAL	39,65,81,305.00	39,65,81,305.00		
			UGC FUND	SCHEDULE-6 (Administrative & General Expenses)	50							

Pajhan
 Accounts Officer (2nd Campus)
 Presidency University
 Kolkata

Shankar
 Finance Officer
 Presidency University
 Kolkata

ANRDM
 Director
 Internal Quality Assurance Cell (IQAC)
 Presidency University
 Kolkata-700073

W
 Registrar
 Presidency University
 Kolkata

Category	Items	Balance Sheet I&E Page No.	Balance Sheet I&E	Balance Sheet I&E- Group	Balance Sheet/ Income Expenditure Schedule	Schedule - Page No.	Schedule Name	Schedule Group	Head of Account	Expenditure Amount (₹)	Total Expenditure Amount (₹)	Income Amount (₹)
Academic Facilities	EXPENDITURE	2	INCOME & EXPENDITURE A/C (EXPENDITURE)	STATE FUND	SCHEDULE-5 (Fixed Asset-FRPF), SCHEDULE-12 (STAFF PAYMENT & BENEFIT) & SCHEDULE-13 (ACADEMIC EXPENSE)	27 & 29	FIXED ASSETS (FRPF), STAFF PAYMENT & BENEFIT (FRPF) & ACADEMIC EXPENSES	NA	Testing Fees	3,804.00	2,28,05,084.00	
									Travel	84,813.00		
									Laboratory Consumables	11,01,424.00		
									Fieldwork Expenses	1,13,609.00		
									Chemicals & Glassware	11,80,789.00		
									Internet Charges	1,49,108.00		
									Sampling Analysis & Data Processing Charges	3,81,930.00		
									IT Consumables	1,38,961.00		
									Repairing of Laboratory Equipment	12,765.00		
									Repairing of Computer	85,132.00		
Fellowship Expenses	22,88,000.00											
Laboratory Expenses	3,33,486.00											
Fieldwork	7,82,233.00											
Fuel Expenses- Laboratory	8,167.00											
Convocation Expenses	12,12,774.00											
Examination Expenses	26,075.00											
Chemicals & Glassware	5,49,757.00											
Debate Expenses	4,000.00											
Games & Sports	5,385.00											
Admission Expense	9,027.00											
Inter University Academic Exchange Programme	10,22,454.00											
Registration Fees	1,000.00											
Seminar & Workshops	1,08,51,178.00											
FIXED ASSETS (FRPF) Sch-5	24,79,233.00											
ACADEMIC EXPENSES Sch-14 Total amount	6,24,127.00	6,24,127.00										
ACADEMIC EXPENSES Sch-10 Total amount	3,72,759.00	3,72,759.00										
ACADEMIC EXPENSES Sch-12 Total amount	10,89,758.00	10,89,758.00										
ACADEMIC EXPENSES Sch-8 Total amount	2,55,326.00	2,55,326.00										
ACADEMIC EXPENSES Sch-4 Total amount	42,47,234.00	42,47,234.00										
TOTAL									2,93,94,288.00	2,93,94,288.00		
Books/Journals/Subscriptions	FIXED ASSETS	1	BALANCE SHEET/ APPLICATION OF FUND(ASSET)	STATE FUND	SCHEDULE-4 (Fixed Asset)	27	FIXED ASSETS	TANGIBLE ASSET	Library Books & Digital Material	5,284.00	2,02,34,908.00	
				STATE DEVELOPMENT FUND	SCHEDULE-4 (Fixed Asset)	77	FIXED ASSETS	TANGIBLE ASSET	Library Books & Digital Material	2,02,29,624.00		
TOTAL									2,02,34,908.00	2,02,34,908.00		
Funds Received From Government/Non-Government Bodies	ADDITION TO THE FUND	1	BALANCE SHEET/ SOURCE OF FUND	STATE FUND	SCHEDULE-1	25	STATE FUND(GENERAL FUND)	ADDITION TO THE FUND	GRANT	-	-	5,33,89,224.00
				STATE DEVELOPMENT FUND	SCHEDULE-1	78	STATE DEVELOPMENT FUND (RESTRICTED FUND)		GRANT			83,83,76,942.00
				UGC FUND	SCHEDULE-1	48	UGC FUND (RESTRICTED FUND)		GRANT (2017-18) Rs.2,43,70,285/- PLUS GRANT RECEIVABLE Rs. 2,38,29,715/-			4,80,00,000.00
TOTAL											93,77,46,166.00	
Teacher Financial Support	EXPENDITURE	2	INCOME & EXPENDITURE A/C (EXPENDITURE)	STATE FUND	SCHEDULE-12	29	STAFF PAYMENTS & BENEFITS	FRPDF	STAFF DEVELOPMENT EXPENSES		41,39,800.00	
TOTAL										41,39,800.00		
Donation	ADDITION TO THE FUND	1	BALANCE SHEET/ SOURCE OF FUND	VICE CHANCELLOR FUND FOR EXCELLENCE FUND	SCHEDULE-1	67	PRESIDENCY UNIVERSITY VICE CHANCELLOR'S FUND (RESTRICTED FUND)	ADDITION TO THE FUND	DONATION RECEIVED			10,000.00
				SELF GENERATED FUND	SCHEDULE-1	34	SELF GENERATED FUND (GENERAL FUND)	ADDITION TO THE FUND	DONATION RECEIVED			8,00,000.00
TOTAL									-	-	8,10,000.00	
Project Fund	ADDITION TO THE FUND	1	BALANCE SHEET/ SOURCE OF FUND	PROJECT FUND	SCHEDULE-1	60	PROJECT FUND (RESTRICTED FUND)	ADDITION TO THE FUND	GRANTS		3,59,93,383.00	
TOTAL									-	-	3,59,93,383.00	
Seed money	STAFF BENEFIT UNDER (FRPDF) & FIXED ASSETS	2	EXPENDITURE (STAFF PAYMENT & BENEFIT) & FIXED ASSETS	STATE FUND	SCHEDULE-5, SCHEDULE-12 (FRPDF)	27 & 29	FIXED ASSETS (FRPDF), STAFF PAYMENT & BENEFIT (FRPDF)- STAFF DEVELOPMENT & BENEFIT	NA	FIXED ASSETS (FRPDF), STAFF PAYMENT & BENEFIT (FRPDF)- STAFF DEVELOPMENT & BENEFIT		16,05,446.00	

[Signature]
 Accounts Officer (2nd Campus)
 Presidency University
 Kolkata

[Signature]
 Finance Officer
 Presidency University
 Kolkata

[Signature]
 Director
 Internal Quality Assurance Cell (IQAC)
 Presidency University
 Kolkata-700073

[Signature]
 Registrar
 Presidency University
 Kolkata

(8) Details of Consultancy Fee received alongwith GST invoice raised w.e.f 2017-18 to 2021-22 and April'2022 to August'2022

Sl.No.	Financial Year	Individual/Agency Name	Purpose	GST Invoice No	GST Invoice Date	Name of Advisor	Department	Amount excluding GST (RS)	GST (Rs)	Amount (including GST)
1	2017-2018	Dr. Bapi Goswami	Analytical charges for 30 numbers of Rock samples	PU/003/17-18	24-08-2017		Geology	30,000	5,400	35,400
2		Dr. Tapabrata Sarkar	Analytical charges for 20 numbers of Rock samples	PU/010/17-18	13-11-2017		Geology	6,000	1,080	7,080
3		Mr. Gour Dolui	Analytical charges for 6 numbers of Rock samples	PU/022/17-18	13-12-2017		Geology	6,000	1,080	7,080
4		Mr.Subhadip Mazumder	Analytical charges for 10 numbers of Rock samples	PU/029/17-18	22-12-2017		Geology	3,000	540	3,540
5		Dr. Tapabrata Sarkar	Analytical charges for 06 numbers of Rock samples	PU/057/17-18	30-01-2018		Geology	12,000	2,160	14,160
6		Mr. Pritam Kumar Santra	Analytical charges for 16 numbers of Rock samples	PU/058/17-18	30-01-2018		Geology	16,000	2,880	18,880
7		Dr. Moumita Talukdar	Analytical charges for 7 numbers of Rock samples	PU/082/17-18	05-03-2018		Geology	14,000	2,520	16,520
8		Dr. Pulak Sengupta	Analytical charges for 17 numbers of Rock samples	PU/117/17-18	26-03-2018		Geology	34,000	6,120	40,120
9		Dr. Pulak Sengupta	Analytical charges for 2 numbers of Rock samples	PU/118/17-18	26-03-2018		Geology	4,000	720	4,720
						Total		1,25,000	22,500	1,47,500
10	2018-2019	Sri Debtanu Das	Analytical charges for 75 numbers of Rock samples	PU/017/18-19	05-06-2018		Geology	22,500	4,050	26,550
11		Bithika Das	Analytical charges for 5 numbers of Rock samples	PU/018/18-19	06-06-2018		Geology	5,000	900	5,900
12		Madhusmita Samal	Analytical charges for 45 numbers of Rock samples	PU/021/18-19	22-06-2018		Geology	13,500	2,430	15,930
13		Dr. Rajib Kar	Analytical charges for 87 numbers of Rock samples	PU/052/18-19	03-10-2018		Geology	26,100	4,698	30,798
14		Dr. Pulak Sengupta	Analytical charges for 2 numbers of Rock samples	PU/136/18-19	12-03-2019		Geology	4,000	720	4,720
15		Dr. Sanjoy Sanyal	Analytical charges for 1 number of Rock samples	PU/137/18-19	12-03-2019		Geology	2,000	360	2,360
16		Dr. Bapi Goswami	Analytical charges for 40 number of Rock samples	PU/147/18-19	26-03-2019		Geology	40,000	7,200	47,200
17		ACADEMY OF WATER TECHNOLOGY AND ENVIRON MANAGEMENT	UNDERTAKING BATHYMETRY SURVEY FOR WSSS AT MAHANADI RIVER FOR KWPC	PU/148/18-19	28-03-2019	Soumendu Chatterjee	Geography	33,898	6,102	40,000
						Total		1,46,998	26,460	1,73,458

Accounts Officer (2nd Campus)
Presidency University
Kolkata

Finance Officer
Presidency University
Kolkata

Internal Quality Assurance Cell (IQAC)
Presidency University
Kolkata-700073

Presidency University
Kolkata

COUNTER SIGNED BY



Sl.No.	Financial Year	Individual/Agency Name	Purpose	GST Invoice No	GST Invoice Date	Name of Advisor	Department	Amount excluding GST (RS)	GST (Rs)	Amount (including GST)
18	2019-2020	Dr. Rajib Kar	Analytical charges for 25 number of Rock samples	PU/015/19-20	14-06-2019		Geology	7,500	1,350	8,850
19		Dr. Rajib Kar	Analytical charges for 16 number of Rock samples	PU/016/19-20	17-06-2019		Geology	4,800	864	5,664
20		Dr. Sadhana M Chatterjee	Analytical charges for 2 number of Rock samples	PU/050/19-20	06-08-2019		Geology	4,000	720	4,720
21		Dr. Pulak Sengupta	Analytical charges for 5 number of Rock samples	PU/080/19-20	01-10-2019		Geology	10,000	1,800	11,800
22		DEPUTY DIRECTOR GENERAL (GEOLOGY), RSAS, GSI, BANGALORE	Analytical charges for 10 number of Rock samples	PU/081/19-20	18-10-2019		Geology	20,000	3,600	23,600
23		Dr. Subhajit Sinha	Analytical charges for 26 number of Rock samples	PU/091/19-20	14-11-2019		Geology	7,800	1,404	9,204
24		Dr. Pulak Sengupta	Analytical charges for 4 number of Rock samples	PU/096/19-20	26-11-2019		Geology	8,000	1,440	9,440
25		PROF. JYOTISANKAR RAY	Analytical charges for 37 number of Rock samples	PU/140/19-20	20-02-2020		Geology	11,100	1,998	13,098
26		DR. MOUMITA TALUKDAR	Analytical charges for 4 number of Rock samples	PU/145/19-20	27-02-2020		Geology	8,000	1,440	9,440
27		Dr. Tapabrato Sarkar	Analytical charges for 20 number of Rock samples	PU/150/19-20	13-03-2020		Geology	40,000	7,200	47,200
							Total	1,21,200	21,816	1,43,016
28	2021-2022	GEOSOLUTION PROSERVICES PVT. LTD.	Analysis of data, Report preparation and presentation of wave data in Inter-Tidal zone in Coastal region of Tajpur-Digha Coastal region.	PU/086/21-22	23-02-2022	Tapas Acharjee	Geology	20,000	3,600	23,600
29		Tongji University	Amt rec USD 3894@ 73.8 fr Tongji University as consultancy fees of Pulak Kumar Ghosh for the year 2021, that rec fr FCRA PU to PU vice chancellors' Fund for Excellence FCRA a/c.out of which 50% booked as receivable fr VCFE FCRA A/c .	SG2/SB/J-06	24-Feb-2022	Pulak Kumar Ghosh	Chemistry	1,42,924	0	1,42,924
						Total	1,62,924	3,600	1,66,524	
30		Dr. Rajib Kar	Analytical charges for 30 number of Rock samples	PU/002/22-23	18-04-2022		Geology	9,000	1,620	10,620
31		Dr. Parthasarathi Ghosh	Analytical charges for 10 number of Rock samples	PU/003/22-23	22-04-2022		Geology	3,000	540	3,540
32		West Bengal Forest Development Corporation Limited	Analysis of Availability & Scope of Marketability of The Sal (Shorea Robusta), Bahera (Terminalia Bellirica) & Mahua (Madhuca Logifolia) Seeds in West Bengal.	PU/004/22-23	25-04-2022	Abhijit Dey	Life Science	16,949	3,051	20,000

[Signature]
Accounts Officer (2nd Campus)
Presidency University
Kolkata

[Signature]
Finance Officer
Presidency University
Kolkata

[Signature]
Director
Internal Quality Assurance Cell (IQAC)
Presidency University
Kolkata-700073

[Signature]
Registrar
Presidency University
Kolkata

COUNTER SIGNED BY

Sl.No.	Financial Year	Individual/Agency Name	Purpose	GST Invoice No	GST Invoice Date	Name of Advisor	Department	Amount excluding GST (RS)	GST (Rs)	Amount (including GST)
33	April'2022 To August 2022	West Bengal Forest Development Corporation Limited	Analysis of Availability & Scope of Marketability of The Sal (Shorea Robusta), Bahera (Terminalia Bellirica) & Mahua (Madhuca Logifolia) Seeds in West Bengal.	PU/005/22-23	25-04-2022	Abhijit Dey	Life Science	16,949	3,051	20,000
34		West Bengal Forest Development Corporation Limited	Analysis of Availability & Scope of Marketability of The Sal (Shorea Robusta), Bahera (Terminalia Bellirica) & Mahua (Madhuca Logifolia) Seeds in West Bengal.	PU/006/22-23	25-04-2022		Geology	16,949	3,051	20,000
35		Mr. Shubhrakanti Baul	Analytical charges for 12 number of Rock samples	PU/029/22-23	05-07-2022		Geology	18,000	3,240	21,240
Grand Total								80,847	14,553	95,400
								6,36,969	88,929	7,25,898


Accounts Officer (2nd Campus)
Presidency University
Kolkata


Finance Officer
Presidency University
Kolkata


Director
Internal Quality Assurance Cell (IQAC)
Presidency University
Kolkata-700073

COUNTER SIGNED BY


Registrar
Presidency University
Kolkata



PRESIDENCY UNIVERSITY
KOLKATA

Presidency University

Hindoo College (1817-1855), Presidency College (1855-2010)

Date: 11.08.2017

NO-PU/Admin-25/08-17

To,
Prof. Gautam Ghosh
Head of the department
Department of Geology
Presidency University
Kolkata

Dear Prof. Ghosh,

Undersigned is directed to inform you that the Honourable Vice-Chancellor has kindly allowed Dr. Bapi Goswami: Associate Professor of Geology, University of Calcutta, to use facilities at XRF Laboratory, at the Geology department of our University, on payment basis.

Accounts Officer (2nd Campus)
Presidency University
Kolkata

Finance Officer
Presidency University
Kolkata

Yours sincerely,

COUNTER SIGNED BY

Registrar
Presidency University
Kolkata - 700 073

Director

Internal Quality Assurance Cell (IQAC)
Presidency University
Kolkata-700073



UNIVERSITY OF CALCUTTA

DEPARTMENT OF GEOLOGY
Taraknath Palit Shiksha Prangan



Department of Geology
Ballygunge Science College
35 Ballygunge Circular Road
Kolkata-700 019, India

Bapi Goswami, Ph.D.(Cal.)

To
The Head
Department of Geology
Presidency University

9.08.2017

Subject: Request for permission for XRF analysis of rock samples in your much esteemed university

Dear Sir,

I am in crying need to analyze about 30 numbers of rock samples collected from various parts of Puruliya district, West Bengal in connection with the UGC-sponsored research project entitled "Tectonothermal History of the Chhotanagpur Gneissic Complex and Evolution of the Granitoid Rocks" (Sanction No F. No. – 43-367/2014 (SR) dated 9 September, 2015) under my guidance.

It is a matter of pride for us that your much esteemed university department is producing high quality data of rock samples from the XRF instrument

Sir, I shall highly appreciate if you kindly allow me to analyze above-mentioned rock samples in your XRF instrument on payment basis, the payment would be paid from the UGC-project fund.

Looking forward for your kind and favourable decision.

Thanking you

Yours faithfully

(Dr. Bapi Goswami)
(Dr. Bapi Goswami)

Associate Professor of Geology
University of Calcutta
P.I. of the Project

Dr. Bapi Goswami
Associate Professor of Geology
University of Calcutta
35, Ballygunge Circular Road
Kolkata-700 019

(Accounts Officer)
Accounts Officer (2nd Campus)
Presidency University
Kolkata

(Finance Officer)
Finance Officer
Presidency University
Kolkata

COUNTER SIGNED BY

(Registrar)
Registrar
Presidency University
Kolkata - 700 073

(Director)
Director
Internal Quality Assurance Cell (IQAC)
Presidency University
Kolkata-700073

cc: 4983

Rate 18%

97. + 9%

2017-18

①



Department of Geology
PRESIDENCY UNIVERSITY
KOLKATA
681 Geology Bldg. Kolkata 700073 India
Tel: +91-22192036 www.presuniv.ac.in



Dated: 23/08/17.

Ref:

To
The Finance Officer
Presidency University
Kolkata

Sub: Prepare an Invoice for making payment for using XRF analytical facilities in Geology Department by Dr. Bapi Goswami.

Sir

I would like to inform you that as per the approval of the Hon'ble Vice Chancellor vide her letter no. PU/Admin-25/08-17 dated 11.08.2017, **Dr. Bapi Goswami** was allowed to use facilities at XRF laboratory at Geology Department and he wants to analyze about 30 numbers of rock samples. As per our University tariff a fixed rate of Rs.1000/- per sample was fixed, therefore a total amount of Rs.30000/- will be payable by Dr. Goswami together with GST rates as applicable.

Hence, I would like to request you to kindly prepare an invoice by calculating the total amount together with GST rates so that Dr. Goswami can make payment for the said purpose.

Thanking you

Yours sincerely,

Gautam Ghosh
(Gautam Ghosh) 23/8/17

Professor and Head
Geology Department
Head

Department of Geology
Presidency University, Kolkata

P. B. Ghosh

Accounts Officer (2nd Campus)
Presidency University
Kolkata

Kousik
To prepare invoice

[Signature]
24/8/17

Finance Officer
Presidency University
Kolkata

[Signature]

Director
Internal Quality Assurance Cell (IQAC)
Presidency University
Kolkata-700073

Dr. Bapi Goswami
Department of Geology
University of Calcutta
35 Ballygunge Circular
Road.

Kolkata - 700019

PRESIDENCY UNIVERSITY

86/1, COLLEGE STREET,

KOLKATA- 700073



PRESIDENCY UNIVERSITY

KOLKATA

STATEMENT OF ACCOUNTS

2017-18

(As approved by the 2nd Governing Board at its 3rd Meeting
held on 12th July, 2019)

PRESIDENCY UNIVERSITY
86/1 COLLEGE STREET KOLKATA - 700073
STATEMENT OF ACCOUNTS
2017-18

<u>SL.</u> <u>NO.</u>	<u>CONTENTS</u>	<u>PAGE</u> <u>NO.</u>
1.	Consolidated Balance Sheet	1
2.	Consolidated Income and Expenditure	2
3.	Consolidated Schedules	3-15
4.	Notes Forming Part Of The Accounts	16-19
5.	State (Non-Plan) Fund	20-30
6.	Self Generated Fund	31-39
7.	Confidential Fund	40-42
8.	Presidency University Students' Activities Fund	43-45
9.	UGC Fund	46-52
10.	Endowment Fund	53-57
11.	Project Fund	58-64
12.	Presidency University Vice Chancellor's Fund For Excellence	65-70
13.	Presidency University Employees' Provident Fund	71-73
14.	State (Development) Fund	74-78



Sen & Co.

Chartered Accountants

1/13, Chittaranjan Colony, Jadavpur, Kolkata - 700 032.

Phone : (033) 2225-2590

Mobile : 98301 48287
E-mail : db.lahiri@gmail.com

INDEPENDENT AUDITORS' REPORT

To,
The Finance Officer,
Presidency University,
Kolkata-700073

1. Report on the Financial Statements:-

We have audited the accompanying Statements of Accounts of Presidency University ("the University"), which comprise of the Balance Sheet as at 31st March, 2018, Income & Expenditure Account and the Receipts & Payments Account for the year ended 31st March, 2018 and, notes forming part of the accounts for the year ended 31st March, 2018, including significant accounting policies and other explanatory information.

2. Management's Responsibility for the Financial Statements:-

Management is responsible for the preparation of these financial statements that give a true and fair view of the financial position, financial performance of the University. This responsibility includes the design, implementation and maintenance of Internal Control relevant to the preparation and presentation of the financial statements that give a true and fair view and are free from material misstatement, whether due to fraud or error.

3. Auditors' Responsibility:-

Our responsibility is to express an opinion on these financial statements based on our audit. We conducted our audit in accordance with Standards of Auditing issued by the Institute of Chartered Accountants of India. Those standards require that we comply with the ethical requirements and, plan and perform the audit to obtain reasonable assurance about whether the financial statements are free from material misstatement.

An audit involves performing procedures to obtain evidence about the amounts and disclosures in the financial statements. The procedures selected depend on the auditor's judgment, including the assessment of risks of material misstatement of the financial statements, whether due to fraud or error. In making those risk assessments, the auditor considers internal control relevant to the University's preparation and fair presentation of the financial statements in order to design audit procedures that are appropriate in the circumstances, but not for the purpose of expressing an opinion of the effectiveness of the University's internal control. An audit also includes evaluating the appropriateness of the accounting policies used and the reasonableness of the accounting estimates made by the management, as well as evaluating the overall presentation of the financial statements.

We believe that the audit evidence we have obtained is sufficient and appropriate to provide a basis for our opinion.



4. Opinion:-

In our opinion and to the best of our information and the explanations given to us, the financial statements give the information in the manner so required and give a true and fair view in conformity with the accounting principles generally accepted in India:

- a) In case of the Balance Sheet, of the state of affairs of the University as at March 31, 2018.
- b) In case of Income & Expenditure Account, of the excess of income over expenditure for the year ended on that date.
- c) In the case of Receipts and Payments Account, of the Receipts and Payments for the year ended on that date.

5. Emphasis of matter:-

Without qualifying our opinion we draw attention to the following paragraphs.

No value can be assigned to the land of the University located at 86/1, College Street, in absence of any relevant document from competent authority regarding its ownership.

Assets purchased for the respective departments the university maintains departmental registers instead of Central Asset Register.


6. Report on Other Legal and Regulatory Requirements:-

- i) The financial statements have been prepared and presented under the historical cost convention following the hybrid system of accounting (i.e. accrual basis in respect of expenditure and both cash and accrual basis while recognizing income) and in compliance with Generally Accepted Accounting Principles and the relevant Accounting Standards in India to the extent applicable and as approved by the relevant competent authority of the University;
- ii) We have obtained all the information and explanations, which to the best of our knowledge and belief were necessary for the purpose of our audit;
- iii) In our opinion, proper books of accounts as required by law have been maintained by the University so far as appears from our examination of those books and proper returns adequate for the purposes of our audit have been received by us and have been appropriately dealt with;
- iv) The Balance Sheet, Income & Expenditure Account and Receipts and Payments Account dealt with by this report are in agreement with books of account.

Place: Kolkata
Date: 18.03.2019

For SEN & CO.
Chartered Accountants
FRN: 322688E




(D. Lahiri)
Partner
M. No.: 051930

PRESIDENCY UNIVERSITY

86/1 COLLEGE STREET, KOLKATA 700 073

BALANCE SHEET AS AT 31st MARCH 2018

SOURCES OF FUNDS (LIABILITIES)	SCHEDULE	2017-18		2016-17	
UNRESTRICTED FUNDS					
GENERAL FUND	1		10,04,51,378		11,64,65,840
DESIGNATED/EARMARKED FUNDS	2		13,22,356		7,30,838
RESTRICTED FUNDS	3		2,24,51,90,437		1,45,73,06,823
CAPITAL ASSETS FUND	4		18,80,30,084		14,53,81,985
CURRENT LIABILITIES & PROVISIONS	5		8,16,78,646		9,33,15,073
TOTAL			2,61,66,72,901		1,81,32,00,559
APPLICATION OF FUNDS (ASSETS)					
FIXED ASSETS	6				
Tangible Assets		84,66,31,135		49,25,70,726	
Intangible Assets		57,89,321		70,93,172	
CAPITAL WORK -IN - PROGRESS	7		85,24,20,456		49,96,63,898
CAPITAL ADVANCE	8		1,31,93,705		16,74,26,366
INVESTMENTS IN FIXED DEPOSITS	9		1,31,33,93,459		33,05,31,307
Long Term		8,33,71,117		8,19,27,147	
Short Term		8,92,79,267		40,03,91,802	
CURRENT ASSETS	10		17,26,50,384		48,23,18,949
LOANS,ADVANCES & DEPOSITS	11		21,84,60,437		25,41,30,116
			4,65,54,459		7,91,29,923
TOTAL			2,61,66,72,901		1,81,32,00,559
NOTES TO ACCOUNTS	22				

Date: 18th March 2019

Place: Kolkata


For Presidency University


Anirban Saha
Accounts Officer

Accounts Officer
Presidency University
Kolkata

Prithul Chakraborty
Finance Officer

Finance Officer
Presidency University
Kolkata


Prof. Anuradha Lohia
Vice Chancellor

Vice Chancellor
Presidency University
Kolkata

In terms of our report of even date

For SEN & CO

Chartered Accountants

FRN: 322688E



CA D. Lahiri, Partner
Mem No. 051930



PRESIDENCY UNIVERSITY

86/1 COLLEGE STREET, KOLKATA 700 073

INCOME AND EXPENDITURE ACCOUNT FOR THE YEAR ENDED 31ST MARCH 2018

	SCHEDULE	2017-18			TOTAL	2016-17
		UNRESTRICTED FUND		RESTRICTED FUND		
		DESIGNATED FUND	GENERAL FUND			
INCOME						
Academic Receipts	12	-	98,41,191	1,08,559	99,49,750	97,81,858
Grants And Donations	13	-	28,75,827	-	28,75,827	37,85,559
Income From Investments	14	21,199	50,03,067	1,53,83,693	2,04,07,959	4,22,15,273
Other Incomes	15	23,081	37,75,900	47,80,407	85,79,388	91,47,593
Transfer From Respective Funds To Meet Related Expenditure	16	45,02,596	27,45,09,376	4,69,32,450	32,59,44,422	34,92,76,337
Transfer From Capital Assets Fund/ Deferred Grant To Meet Depreciation		-	1,09,18,660	7,24,90,691	8,34,09,351	6,49,37,381
TOTAL (A)		45,46,876	30,69,24,020	13,96,95,800	45,11,66,696	47,91,44,001
EXPENDITURE						
Staff Payments And Benefits	17	-	17,71,49,476	50,21,719	18,21,71,195	16,06,31,139
Academic Expenses	18	45,02,560	1,76,97,643	4,09,85,284	6,31,85,487	6,04,14,529
Administrative And General Expenses	19	36	6,79,01,337	12,86,848	6,91,88,221	11,71,85,892
Transportation Expenses	20	-	64,64,684	-	64,64,684	60,94,678
Repairs And Maintenance	21	-	88,24,278	15,500	88,39,778	99,71,985
Depreciation	6	-	1,09,18,660	7,24,90,691	8,34,09,351	6,49,37,381
TOTAL (B)		45,02,596	28,89,56,078	11,98,00,042	41,32,58,716	41,92,35,603
BALANCE BEING EXCESS OF INCOME OVER EXPENDITURE (A-B)		44,280	1,79,67,943	1,98,95,758	3,79,07,981	5,99,08,397
SURPLUS CARRIED TO RESPECTIVE FUNDS						
NOTES TO ACCOUNTS						

Date: 18th March 2019

Place: Kolkata

For Presidency University

Anirban Saha
Accounts Officer

Accounts Officer
Presidency University
Kolkata

Prithul Chakraborty
Finance Officer

Finance Officer
Presidency University
Kolkata

Prof. Anuradha Lohia
Vice Chancellor

Vice Chancellor
Presidency University, Kolkata

In terms of our report of even date

For SEN & CO

Chartered Accountants

FRN: 322688E

CA D. L. Ahiri, partner

Mem No. 051930



PRESIDENCY UNIVERSITY
86/1 COLLEGE STREET, KOLKATA 700 073
SCHEDULE 1: GENERAL FUND

PARTICULARS	2017-18			2016-17
	STATE FUND (NON PLAN)	SELF GENERATED FUND	TOTAL	TOTAL
A. BALANCE AS AT THE BEGINNING OF THE YEAR	6,37,07,921	5,27,57,919	11,64,65,840	9,42,19,316
B. ADDITION TO THE FUNDS				
1. STATE GOVERNMENT				
- FRPDF Grant	1,43,66,504	-	1,43,66,504	-
- Salary Grant	15,25,68,760	-	15,25,68,760	12,63,69,057
- Salary Grant-NON COSA	2,06,03,250	-	2,06,03,250	1,13,00,000
- Hostel Rent Grant	66,02,720	-	66,02,720	1,09,28,640
- Grant -In-Service Training On Public Finance and Budgeting	68,00,000	-	68,00,000	-
- Grant for Workshop on Big Data of Economics Department	-	-	-	3,95,000
- Other Grant	-	-	-	20,000
- Bicentenary Celebration Grant	2,56,00,000	-	2,56,00,000	7,34,00,000
- Grant for Winter and Summer School in Kurseong	-	-	-	13,00,000
- Other Maintenance Grant	6,00,00,000	-	6,00,00,000	8,00,00,000
- Donation Received	-	8,00,000	8,00,000	-
- Creation of CWIP for the architect fees upto 31.03.16	-	-	-	8,58,750
- Liabilities for Expenses- for Stale Cheques written back	14,236	56,166	70,402	2,33,797
- Sundry Creditors- Stale Cheques written back	23,048	1,22,322	1,45,370	1,57,469
- Net Block of Asset Sold	-	15,01,801	15,01,801	-
Add: Transfer From IDBI Fund	-	-	-	2
Add: Transfer From Own Fund	-	-	-	5,000
Add: Transfer from Self Generated Fund	-	-	-	80,00,000
Add: Transfer from State Fund (Non Plan)	-	-	-	3,95,000
Add: Transfer of Interest Earned from UGC Fund	-	55,64,893	55,64,893	-
Add: Surplus/ (Deficit) For The Year Transferred From Income & Expenditure Account	31,05,303	1,48,62,640	1,79,67,943	1,78,83,718
TOTAL (A+B)	35,33,91,742	7,56,65,741	42,90,57,483	42,54,65,749
C. UTILISATION OF THE FUND				
Less: Transfer to DST FIST (Physics) Fund	-	727	727	-
Less: Transfer To Self Generated Fund II	-	-	-	83,95,002
Less: Transfer To Self Generated Fund I	-	-	-	5,000
Less: Transfer To Confidential Fund	44,32,000	-	44,32,000	9,65,000
Less: Transfer To Students Activities Fund	-	5,10,034	5,10,034	2,23,400
Less: Fixed Assets Acquired During The Year(After deduction of New Block of Assets sold)	4,42,91,683	48,62,285	4,91,53,968	1,31,36,284
Less: Transferred to Income & Expenditure Account to meet:				
-Staff Payments and Benefits	17,47,45,188	-	17,47,45,188	15,15,97,130
-Academic Expenses	1,70,65,958	-	1,70,65,958	1,21,67,021
-Administrative and General Expenses	6,74,82,518	-	6,74,82,518	11,12,50,192
-Transportation Expenses	64,11,834	-	64,11,834	59,31,190
-Repairs And Maintenance	88,03,878	-	88,03,878	53,29,691
TOTAL (C)	32,32,33,059	53,73,046	32,86,06,105	30,89,99,910
NET BALANCE AS AT 31-3-2018 (A+B-C)	3,01,58,683	7,02,92,695	10,04,51,378	11,64,65,840

[Signature]
Finance Officer
Presidency University
Kolkata

[Signature]
Accounts Officer
Presidency University
Kolkata



PRESIDENCY UNIVERSITY

86/1 COLLEGE STREET, KOLKATA 700 073

SCHEDULE 2: DESIGNATED/ EARMARKED FUND

PARTICULARS	2017-18			2016-17
	CONFIDENTIAL FUND	STUDENT'S ACTIVITIES FUND	TOTAL	
A. BALANCE AS AT THE BEGINNING OF THE YEAR				
B. ADDITION TO THE FUNDS				
- Sponsorship	1,09,589	6,21,249	7,30,838	6,67,802
- Student Union Fees	-	1,08,000	1,08,000	1,92,000
- Transfer From State Fund-Non Plan	-	-	-	-
- Transfer From Self Generated Fund II	44,32,000	-	44,32,000	-
- Surplus For The Period Transferred From Income & Expenditure Account	9,372	5,10,034	5,10,034	11,88,400
TOTAL (A+B)	45,50,961	12,74,191	58,25,152	20,76,087
C. UTILISATION OF THE FUND				
- Transfer to Self Generated Fund-II	-	200	200	-
1. Capital Expenditure	-	-	-	-
- Fixed Assets Acquired During The Year	-	-	-	-
2. Revenue Expenditure				
- Academic Expenses	42,47,234	2,55,326	45,02,560	13,44,645
- Administrative Expenses	-	36	36	604
TOTAL (C)	42,47,234	2,55,562	45,02,796	13,45,249
NET BALANCE AS AT 31-3-2018 (A+B-C)	3,03,727	10,18,629	13,22,356	7,30,838



Sudhakar
Accounts Officer
Presidency University
Kolkata

Ankur
Finance Officer
Presidency University
Kolkata

SCHEDULE 3: RESTRICTED FUNDS

PARTICULARS	2017-18						2016-17						
	UGC	ENDOWMENT FUND	PROJECT	PRESIDENCY UNIVERSITY CHANCELLOR'S FUND FOR EXCELLENCE	PRESIDENCY UNIVERSITY EMPLOYEES' PROVIDENT FUND	STATE (DEVELOPMENT) FUND	DEFERRED GRANT			TOTAL			
							UGC	PROJECT	STATE (DEVELOPMENT) FUND		ENDOWMENT FUND	VICE CHANCELLOR'S FUND FOR EXCELLENCE	
A. BALANCE AS AT THE BEGINNING OF THE YEAR	1,26,67,149	74,05,652	7,20,31,782	8,31,54,096	5,16,52,427	87,61,13,804	5,94,25,051	9,46,64,271	19,63,29,651	13,89,976	24,72,964	1,45,73,06,823	99,03,85,293
B. ADDITION TO THE FUNDS	3,17,83,141	-	4,89,48,890	-	-	83,63,76,942	-	-	-	-	-	91,71,08,973	48,66,86,986
-Grants	-	-	3,08,000	-	-	-	-	-	-	-	-	3,08,000	1,89,000
-Seminar Grants	-	-	1,06,875	61,10,000	-	-	-	-	-	-	-	1,06,875	1,06,875
-NSS Grants	-	-	-	-	-	-	-	-	-	-	-	61,10,000	8,41,000
-Donation Received	-	-	-	-	-	-	-	-	-	-	-	-	20,97,816
-Transfer of Fixed Assets from State Development Fund	-	-	-	-	-	-	-	-	-	-	-	-	7,77,657
-Transfer of Fixed Assets from State Fund (Non-Plan)	-	-	-	-	-	-	-	-	-	-	-	-	1,65,23,847
-Transfer of Fixed Assets from State Development Fund	-	-	-	-	-	-	-	-	-	-	-	-	18,38,11,550
- Fixed Assets Acquired During The Period	-	-	-	-	-	-	-	2,89,24,783	-	-	34,39,250	38,85,08,163	-
- Net Block of Assets sold	-	-	-	-	-	-	8,859	-	-	-	-	8,859	-
-Addition due to conversion of Lab/Science Equipment to Re	-	-	-	-	-	-	-	-	-	-	-	-	7,73,506
-Creation of CWIP for the Architect Fees and Vetting Charge	-	-	-	-	-	-	-	-	-	-	-	-	72,53,366
-Sundry Creditors- Stale Cheques written back	-	-	-	-	-	-	-	-	-	-	-	-	16,819
-Liabilities for Expenses- Stale Cheques written back	-	-	11	-	-	-	-	-	-	-	-	5,029	-
-Transfer of Fixed Assets to UGC XII Plan Fund	-	-	-	-	-	-	-	-	-	-	-	-	23,94,292
-Arrear P.F. Subscription from Employees	-	-	-	-	-	-	-	-	-	-	-	-	6,65,578
-Regular Subscription from Employees	-	-	-	-	-	-	9,33,331	-	-	-	-	9,33,331	6,65,578
-Accumulated Balance of P.F. from Previous Employers	-	-	-	-	-	-	72,15,356	-	-	-	-	72,15,356	63,36,262
-Recovery of P.F. Advance	-	-	-	-	-	-	65,18,280	-	-	-	-	65,18,280	1,42,72,376
-Interest on Provident Fund for the year	-	-	-	-	-	-	22,000	-	-	-	-	22,000	34,234
-Transferred From Endowment Fund	-	-	-	-	-	-	46,25,718	-	-	-	-	46,25,718	30,13,722
-Receivable UGC XII plan Grant	-	-	-	-	-	-	-	-	-	-	-	-	1,75,583
- Surplus During The Year Transferred From Income And	8,96,665	2,07,764	24,10,384	66,89,276	16,823	96,74,846	-	-	-	-	-	1,98,95,758	2,36,29,715
TOTAL (A)+(B)	4,53,46,955	76,18,434	12,38,05,942	9,59,53,372	7,09,83,935	1,72,21,74,451	9,06,72,512	12,35,89,054	52,12,26,320	13,89,976	59,12,214	2,80,86,73,165	1,78,19,82,171
C. UTILISATION TOWARDS OBJECTIVES OF FUNDS/ APPROPRIATION FROM FUNDS													
1. Capital Expenditure													
- Fixed Assets Acquired During The Period	3,12,47,461	-	2,89,24,783	34,39,250	-	32,48,93,669	-	-	8,859	-	-	38,85,05,163	20,08,55,196
- Assets Sold(Net Block)	-	-	-	-	-	-	-	-	-	-	-	8,859	7,488
Transfer of Fixed Assets to UGC XII Plan Fund(at Net Block value on 31.03.17)	-	-	-	-	-	-	-	-	-	-	-	-	-
2. Revenue Expenditure													
-Staff Payments and Benefits	-	-	-	-	-	-	-	-	-	-	-	-	-
-Academic Expenses	-	-	3,95,22,767	50,21,719	-	-	-	-	-	-	-	50,21,719	82,17,257
-Administrative & General Expenditure	-	-	8,483	10,89,758	-	-	-	-	-	-	-	4,06,12,525	4,53,63,498
-Repairs & Maintenance	-	-	-	4,15,734	-	-	-	-	-	-	-	12,82,706	36,13,667
-Depreciation	-	-	-	-	-	-	-	-	-	-	-	15,500	44,61,442
3. Transfer To Project Fund	80,12,856	-	-	-	-	-	-	2,39,06,109	3,76,49,592	2,77,995	3,59,341	7,24,90,691	5,51,46,417
4. Transfer To Self Generated Fund	55,64,893	-	-	-	-	-	-	59,00,154	-	-	-	80,12,856	-
5. Return To UGC, ERO	8,792	-	-	-	-	-	-	-	-	-	-	1,14,65,047	-
6. Transferred to Vice Chancellor's Fund For Excellence	-	-	-	-	-	-	-	-	-	-	-	8,792	1,125
7. Final Payment of Accumulated P.F. Balance	-	-	-	-	-	-	-	-	-	-	-	13,91,536	1,75,583
8. Withdrawal of Refundable Loan	-	-	-	-	-	-	-	-	-	-	-	24,000	9,56,646
9. Withdrawal of Non-Refundable Loan	-	-	-	-	-	-	-	-	-	-	-	1,50,000	80,000
D. REFUND OF GRANT TO FUNDING AUTHORITY													
TOTAL (C)	4,48,34,002	-	7,04,22,587	99,66,461	15,65,536	35,82,94,438	1,02,97,654	2,98,06,263	3,76,58,451	2,77,995	3,59,341	56,34,82,738	32,46,75,448
NET BALANCE AS AT 31-3-2018 (A+B-C)	5,12,953	76,18,434	5,33,83,355	8,59,86,911	6,04,18,399	1,36,38,80,013	8,03,74,858	9,37,82,791	48,35,67,869	11,11,981	55,52,873	2,24,51,90,437	1,45,73,06,823

Accounts Officer
Presidency University
Kolkata

Finance Officer
Presidency University
Kolkata



SCHEDULE 4: CAPITAL ASSETS FUND (RESTRICTED FUND)

PARTICULARS	2017-18				2016-17
	GENERAL FUND				
	STATE FUND (NON PLAN)	SELF GENERATED FUND	CORPUS (FMCI) FUND	TOTAL	
A. BALANCE AS AT THE BEGINNING OF THE YEAR	13,64,00,271	89,81,714	-	14,53,81,985	14,23,84,034
B. ADDITION TO THE FUNDS					
-Fixed Assets transferred from Project Fund (At Net Block)	-	59,00,154	-	59,00,154	-
-Fixed Assets Acquired During The Year	4,43,06,121	48,62,285	-	4,91,68,406	1,31,36,284
TOTAL (A+B)	18,07,06,392	1,97,44,153	-	20,04,50,545	15,55,20,318
C. APPROPRIATION FROM FUNDS					
-Net Block of Assets sold	-	15,01,801	-	15,01,801	-
- Depreciation	94,73,553	14,45,107	-	1,09,18,660	1,01,38,333
TOTAL (C)	94,73,553	29,46,908	-	1,24,20,461	1,01,38,333
NET BALANCE AS AT 31-3-2018 (A+B-C)	17,12,32,839	1,67,97,245	-	18,80,30,084	14,53,81,985



Sahy
Accounts Officer
Presidency University
Kolkata

Shukla
Finance Officer
Presidency University
Kolkata

SCHEDULE 5: CURRENT LIABILITIES & PROVISION

PARTICULARS	2017-18						2016-17	
	GENERAL FUND		RESTRICTED FUND				DESIGNATE D FUND	TOTAL
	STATE FUND (NON PLAN)	SELF GENERATED FUND	ENDOWMENT FUND	UGC FUND	PROJECT FUND	VICE CHANCELLOR'S FUND FOR EXCELLENCE		
SUNDRY CREDITORS								
-For Goods & Services	1,27,96,691	89,030	-	-	3,31,303	4,78,769	-	1,36,95,793
-State Cheque	33,566	15,000	-	-	1,39,745	-	-	1,88,311
DEPOSIT FROM STUDENTS								
-Laboratory Deposits	-	14,01,000	-	-	-	-	-	14,01,000
-Library Deposits	-	18,88,000	-	-	-	-	-	18,88,000
OTHER CURRENT LIABILITIES								
-Loan From Self Generated Fund	-	-	-	-	1,47,281	3,00,000	-	4,47,281
-Loan From Self Generated Fund II	-	-	-	-	1,21,052	-	-	1,21,052
-Loan From State Fund (A/C No. 7165)	-	-	-	-	3,54,832	-	-	3,54,832
-Labour, Welfare Cess @1%	66,231	-	-	-	-	-	3,61,151	4,27,382
-Scholarship-FAEA	-	1,225	-	-	-	-	-	1,225
-Scholarship-HDFC Bank	-	2,500	-	-	-	-	-	2,500
-Scholarship-MDFC	-	19,300	-	-	-	-	-	19,300
-Scholarship-Merit Cum Means Payable	-	64,500	-	-	-	4,63,408	-	5,27,908
-Student Fees- Winter School Refundable	-	3,000	-	-	-	-	-	3,000
-Earnest Money	38,50,246	25,23,089	-	-	26,822	4,86,925	2,52,47,418	1,83,99,104
-Security Deposits	21,800	42,28,190	-	-	-	-	-	42,28,190
-Salary Payable	1,34,99,677	4,98,139	-	-	2,79,644	93,000	-	5,19,939
-Remuneration Payable	41,800	48,740	-	-	-	-	-	1,39,64,458
-Fellowship Payable	1,94,000	-	-	-	10,07,625	-	-	90,540
-GPF Payable	-	5,29,541	-	-	-	-	-	10,21,181
-Mediclinam Payable	99,164	-	-	-	20,090	-	-	6,48,795
-Pension Payable	1,51,927	2,788	-	-	2,788	-	-	2,788
-Honourarium/Stipend Payable	6,78,292	-	-	-	-	-	-	1,51,927
-Employees' Provident Fund Subscription	2,000	-	-	-	-	-	-	6,78,292
-Employees Provident Fund Recovery	9,06,758	34,55,759	-	-	-	-	92,596	2,000
-Liability For Expenses	59,659	31,200	46,900	-	98,888	-	-	45,34,001
-Payable to State (Non Plan) Fund	-	52,965	-	-	94,838	-	-	2,32,597
-Payable to State Development Fund	-	-	-	-	-	-	-	52,965
-Payable to Self Generated Fund	-	-	-	-	-	-	-	-
-Payable to Self Generated Fund-II	-	-	-	-	1,85,700	-	-	1,85,700
-Payable to Vice Chancellor's Fund for Excellence	-	-	14,36,108	-	-	-	-	1,12,38,000
-Payable to Endowment Fund	-	-	-	-	-	98,000	-	14,36,108
-Payable to UGC Projects Fund	-	-	-	-	-	-	-	98,000
-Payable to Project Fund (FAEA)	-	-	-	-	-	-	-	1,678
-Payable to DBT Project- Dr. Sanghamitra Dey	1,76,515	-	-	-	-	-	-	2,875
-Payable to DST Project- Dr. Sanghamitra Dey	48,380	820	-	-	600	200	-	16,25,164
-Payable to Misc Project	-	9,532	-	-	-	-	-	4,258
-Medical Insurance	-	-	-	-	-	-	-	1,07,073
-Professional Tax	-	-	-	-	-	-	-	37,420
-Salary TDS U/S 192B	2,88,800	-	-	-	-	-	-	10,000
-Provision for Bonus	-	-	-	-	-	-	-	39,600
-Other Deduction	-	-	-	-	-	-	-	1,44,524
-Sales Tax Deducted At Source	11,89,932	34,886	1,956	-	4,235	7,621	6,45,160	13,38,987
-Tax Deducted At Source	-	-	-	-	-	-	-	30,93,571
TOTAL	3,41,05,438	1,49,88,553	14,84,964	-	28,15,443	19,27,923	2,63,46,325	8,16,78,646
								9,33,15,073

[Signature]
Finance Officer
Presidency University
Kolkata

[Signature]
Accounts Officer
Presidency University
Kolkata



SCHEDULE 6: FIXED ASSETS

DESCRIPTION	RATE OF DEPRECIATION	GROSS BLOCK				DEPRECIATION				NET BLOCK	
		VALUE AS AT 31.03.2017	ADDITIONS DURING THE YEAR	DEDUCTIONS DURING THE YEAR	VALUE AS AT 31.03.2018	ACCUMULATED AMOUNT UPTO 31.03.2017	FOR THE YEAR	DEDUCTIONS DURING THE YEAR	TOTAL UPTO 31.03.2018	AS AT 31.03.2018	AS AT 31.03.2017
A. TANGIBLE ASSETS											
Audio-Visual Equipment	20%	1,00,98,133	42,02,985	1,86,173	1,41,14,945	36,39,053	19,44,058	81,291	55,01,820	86,13,125	64,59,080
Buildings	2%	96,100	-	-	96,100	8,709	1,748	-	10,457	85,643	87,391
Campus Infrastructure	10%	1,49,715	8,68,008	-	10,17,723	65,731	95,199	-	1,60,930	8,56,793	83,984
Computer Hardware	25%	5,11,77,208	68,33,666	27,52,317	5,52,58,557	2,18,69,385	92,36,893	13,18,342	2,97,87,936	2,54,70,621	2,93,07,823
Computer Hardware- Food Court	25%	51,236	-	-	51,236	32,323	4,728	-	37,051	14,185	18,913
Data Centre	2%	8,86,224	-	-	8,86,224	60,457	16,515	-	76,972	8,09,252	8,25,767
Electrical Installation-E-Class Room	14.33%	1,66,840	-	-	1,66,840	76,970	12,878	-	89,848	76,992	89,870
Electrical Installation- Food Court	14.33%	2,05,713	-	-	2,05,713	85,636	17,207	-	1,02,843	1,02,870	1,20,077
Equipment -Food Court	20%	5,48,291	-	-	5,48,291	2,95,638	50,531	-	3,46,169	2,02,122	2,52,653
Electrical Appliances	14.33%	14,47,375	1,25,474	7,39,000	8,33,849	7,03,987	1,15,646	5,24,576	2,95,057	5,38,792	7,43,388
Electrical Installation	14.33%	8,86,29,343	3,00,68,297	-	11,86,97,640	1,02,73,089	1,34,69,169	-	2,37,42,258	9,49,55,382	7,83,56,254
Elevator	20%	18,20,884	39,50,692	-	57,71,576	5,09,847	10,52,346	-	15,62,193	42,09,383	13,11,037
Furniture, Fixtures And Fittings	14.33%	4,18,01,260	91,50,613	42,09,517	4,67,42,356	1,24,91,380	49,78,764	29,83,766	1,44,86,378	3,22,55,979	2,93,09,881
Furniture & Fixtures- Food Court	14.33%	3,32,124	-	-	3,32,124	1,38,260	27,781	-	1,66,041	1,66,083	1,93,864
Fire Safety System	20%	73,36,178	2,66,613	-	76,02,791	49,96,097	5,21,339	-	55,17,436	20,85,355	23,40,081
IT Network	25%	4,27,15,206	20,64,411	24,000	4,47,55,617	1,72,00,380	68,89,559	3,000	2,40,86,939	2,06,68,678	2,55,14,826
IT Equipments	25%	99,94,857	5,47,700	1,53,455	1,03,89,102	50,46,132	13,53,438	82,805	63,16,765	40,72,337	49,48,725
IT Equipment-E-Classroom	25%	9,09,451	-	-	9,09,451	5,73,736	83,929	-	6,57,665	2,51,786	3,35,715
Leasehold Land		10,00,00,000	-	-	10,00,00,000	-	-	-	-	10,00,00,000	10,00,00,000
Laboratory/Science Equipment	20%	18,58,30,644	4,09,85,388	93,17,465	21,74,98,568	7,80,17,282	3,20,87,604	49,48,628	10,51,56,258	11,23,42,310	10,78,13,362
Library Books & Digital Materials	33.33%	5,23,51,048	2,14,49,302	2,40,489	7,35,59,861	3,78,61,061	84,90,123	57,399	4,62,93,785	2,72,66,076	1,44,89,987
Office Equipment	20%	27,30,604	7,49,559	-	34,80,163	12,63,650	3,87,304	-	16,50,954	18,29,209	14,66,954
Plant & Machinery	20%	22,52,721	1,21,414	1,545	23,72,590	8,50,516	3,02,415	-	11,52,931	12,19,659	14,02,205
Renovation of Buildings	2%	8,46,51,473	32,77,55,143	1,27,598	41,22,79,018	20,78,934	62,70,651	-	83,49,585	40,39,29,433	8,25,72,539
Renovation of Buildings- Bankim Hall	2%	14,29,999	-	-	14,29,999	28,600	28,028	-	56,628	13,73,371	14,01,399
Renovation of Buildings- Hindu Hostel	2%	16,10,834	-	-	16,10,834	78,971	30,637	-	1,09,608	15,01,226	15,31,863
Renovation of Building-Food Court	2%	11,07,244	-	-	11,07,244	75,535	20,634	-	96,169	10,11,375	10,31,709
Softs Furniture	14.33%	2,43,071	2,87,509	-	5,30,580	45,917	48,853	-	94,770	4,35,810	1,97,154
Sports Equipment	20%	4,02,903	-	-	4,02,903	1,85,777	43,425	-	2,29,202	1,73,701	2,17,126
Utensils -Food Court	2.5%	1,40,752	-	-	1,40,752	88,795	12,989	-	1,01,784	38,368	51,957
Utensils	25%	1,40,535	4,270	-	1,44,805	45,393	24,492	-	69,885	74,320	95,142
TOTAL (A)		69,12,57,966	44,94,31,044	1,77,51,559	1,12,29,37,452	19,86,87,240	8,76,18,883	99,99,807	27,63,06,316	84,66,31,135	49,25,70,726
B. INTANGIBLE ASSETS											
Computer Software	25%	1,31,63,140	8,97,688	3,72,465	1,36,88,363	60,69,968	19,71,683	1,42,609	78,99,042	57,89,321	70,93,172
TOTAL (B)		1,31,63,140	8,97,688	3,72,465	1,36,88,363	60,69,968	19,71,683	1,42,609	78,99,042	57,89,321	70,93,172
TOTAL		70,44,21,106	45,03,28,732	1,81,24,024	1,13,66,25,815	20,47,57,208	8,95,90,566	1,01,42,416	28,42,05,358	85,24,20,456	49,96,63,898



Sanyal's
Accounts Officer
Presidency University
Kolkata

(Signature)
Finance Officer
Presidency University
Kolkata

PRESIDENCY UNIVERSITY
86/1 COLLEGE STREET, KOLKATA 700 073
SCHEDULE 7: CAPITAL WORK IN PROGRESS

PARTICULARS	2017-18				2016-17	
	GENERAL FUND	RESTRICTED FUND				TOTAL
		SELF-GENERATED FUND	UGC	PRESIDENCY UNIVERSITY VICE CHANCELLOR'S FUND FOR EXCELLENCE		
Electrical	-	-	-	-	11,03,536	
Elevator	-	-	-	-	35,52,052	
Building	8,58,750	-	-	1,23,34,955	1,31,93,705	
TOTAL	8,58,750	-	-	1,23,34,955	1,31,93,705	

SCHEDULE 8: CAPITAL ADVANCE

PARTICULARS	2017-18				2016-17	
	GENERAL FUND	RESTRICTED FUND				TOTAL
		STATE FUND (NON PLAN)	UGC	PROJECT		
Advance To PWD against Various Works	27,02,623	-	-	2,16,39,487	1,28,33,331	
Advance To WBHIDCO against construction of 2nd Campus (including Boundary Wall)	-	-	-	1,28,23,20,953	31,05,71,953	
Advance To PWD, Darjeeling Division against construction of Himalayan Centre at Kurseong	-	-	-	51,94,181	51,94,181	
Secured Advance for Building Renovation	-	-	-	-	-	
Capital Advance To Suppliers Against Scientific Equipment	-	-	15,36,215	-	15,36,215	
TOTAL	27,02,623	-	15,36,215	1,30,91,54,621	1,31,33,93,459	

SCHEDULE 9: INVESTMENTS IN FIXED DEPOSITS

PARTICULARS	2017-18						2016-17	
	GENERAL FUND			RESTRICTED FUND				TOTAL
	STATE FUND (NON PLAN)	SELF-GENERATED FUND	CORPUS (FMC I) FUND	PROJECT FUND	PRESIDENCY UNIVERSITY VICE CHANCELLOR'S FUND FOR EXCELLENCE	STATE (DEVELOPMENT) FUND		
Fixed Deposits With State Bank Of India,Cu Branch	1,57,88,908	53,72,475	-	-	-	-	3,56,40,545	
Fixed Deposits With Canara Bank,College Street Branch	-	-	-	-	75,45,709	-	1,24,48,274	
Fixed Deposits With Bank Of India, College Street Branch	-	-	-	-	-	4,00,000	4,76,75,256	
Fixed Deposits With United Bank Of India	-	1,59,84,422	-	-	-	-	8,97,36,269	
Fixed Deposits With Axis Bank Ltd	-	-	-	-	7,37,51,847	-	17,26,50,384	
TOTAL	1,57,88,908	2,13,56,897	-	61,31,767	8,12,97,556	4,00,000	48,23,18,949	



Accounts Officer
Presidency University
Kolkata

Finance Officer
Presidency University

SCHEDULE 10: CURRENT ASSETS

PARTICULARS	2017-18				2016-17								
	GENERAL FUND		DESIGNATED FUND		RESTRICTED FUND								
	IDBI FUND	STATE FUND (NON PLAN)	SELF-GENERATED FUND	CONFIDENTIAL FUND	STUDENTS' ACTIVITIES FUND	UGC	ENDOWMENT FUND	PROJECT	PRESIDENCY UNIVERSITY CHANCELLOR'S FUND FOR EXCELLENCE	PRESIDENCY UNIVERSITY EMPLOYEES' PROVIDENT FUND	STATE (DEVELOPMENT) FUND	TOTAL	TOTAL
1. CASH IN HAND (including Cheque in Hand)		12,190	4,84,761									4,96,951	4,73,119
2. CASH AT BANK		1,75,46,715	3,08,45,815			5,12,953	5,52,557	4,85,45,804		3,11,552		9,83,15,396	12,48,97,599
-In Savings Account With State Bank Of India											1,13,88,743	1,13,88,743	5,03,63,082
-In Savings Account With United Bank Of India													37,55,280
-In Savings Account With Bank Of Baroda			2,96,71,303	3,03,727				23,74,178	1,33,209			28,11,113	54,89,059
-In Savings Account With Axis Bank Ltd								688	32,92,593			6,29,509	19,747
-In Savings Account With Indian Bank								6,29,509				26,56,661	25,09,525
-In Savings Account With Canara Bank					4,30,731		22,25,930					2	2
-In Current Account With IDBI													
-In Employee's Provident Fund Bank Account With Pay & Accounts Office, Kolkata										6,44,81,129		6,44,81,129	4,84,26,746
-In Current Account With Axis Bank Ltd			1,000									1,000	1,000
-In Current Account With State Bank Of India			20,000									20,000	24,237
3. ACCRUED INTEREST ON FIXED DEPOSIT													
- With State Bank Of India		3,14,978					29,168					3,44,146	6,87,678
- With Bank Of India													
- With Canara bank													
- With United Bank Of India					19,498		47,746		1,18,552			1,85,796	1,68,003
- With Axis Bank Ltd			10,55,456						15,68,495		14,73,021	14,73,021	1,36,46,592
4. PREPAID EXPENSES		68,436										68,436	36,00,011
TOTAL		1,79,42,319	6,20,78,337	3,03,727	4,50,229	5,12,953	28,55,401	5,15,50,179	51,12,848	6,47,92,681	1,28,61,764	21,84,60,437	25,41,30,116



S. S. Sen
Accounts Officer
Presidency University
Kolkata

S. S. Sen
Finance Officer
Presidency University
Kolkata

PRESIDENCY UNIVERSITY

86/1 COLLEGE STREET, KOLKATA 700 073

SCHEDULE 11: LOANS, ADVANCES & DEPOSITS

PARTICULARS	2017-18							2016-17			
	GENERAL FUND		DESIGNATED FUND	RESTRICTED FUND					TOTAL	TOTAL	TOTAL
	STATE FUND (NON PLAN)	SELF-GENERATED FUND	STUDENT'S ACTIVITIES FUND	PROJECT FUND	UGC FUND	PRESIDENCY UNIVERSITY EMPLOYEES' PROVIDENT FUND	PRESIDENCY UNIVERSITY VICE CHANCELLOR'S FUND FOR EXCELLENCE	STATE DEVELOPMENT FUND			
Advance To Staff	5,83,254	1,69,850	1,77,000	-	-	-	60,000	-	-	9,90,104	15,11,706
Advance To Suppliers	-	-	-	-	-	-	-	-	-	-	-
Advance To Principal Investigators	-	-	-	25,51,025	-	-	-	-	-	25,51,025	26,03,789
Loan to UGC XI Plan Fund	-	2,68,333	-	-	-	-	-	-	-	-	-
Loan to Project Fund	-	3,00,000	-	-	-	-	-	-	-	-	-
Loan to Ramanujan Fellowship	3,54,832	-	-	-	-	-	-	-	-	-	2,68,333
Loan to Vice Chancellor's Fund For Excellence	1,25,020	-	-	-	-	-	-	-	-	-	3,54,832
Security Deposits	82,607	63,381	1,400	10,500	-	-	8,322	81,88,768	18,230	83,13,788	3,00,000
TDS Receivable	2,66,31,593	-	-	-	-	-	-	10,974	-	1,95,414	83,13,783
Grant Receivable	-	-	-	-	-	-	-	-	-	2,66,31,593	1,16,304
Provision for Interest on Provident Fund for the year	-	-	-	-	-	-	-	-	-	46,25,718	30,13,722
Receivable from Dynamic Services	-	-	-	-	-	-	-	-	-	-	10
Receivable from Vice Chancellor's Fund for Excellence	-	-	-	-	-	-	-	-	98,000	98,000	98,000
Receivable from State Development (Plan) Fund	-	-	-	-	-	-	-	-	-	-	1,12,38,000
Receivable from Self Generated Fund II	52,965	-	-	-	-	-	-	-	-	52,965	62,384
Receivable from Self Generated Fund	-	-	-	-	-	-	-	-	-	-	8,81,825
Receivable from Students Activities Fund	-	-	-	-	-	-	-	-	-	-	400
Receivable from State Fund (Non-Plan)	-	-	-	-	-	-	-	-	-	-	2,74,832
Receivable from DST FIST Geography	-	-	-	-	-	-	-	-	-	-	4,258
Receivable from DST Sanghamitra Dey	-	-	-	-	-	-	-	-	-	-	2,875
Receivable from Misc Projects	-	-	-	-	-	-	-	-	-	-	16,25,164
Receivable from UGC Direct Fellowship	-	-	-	44,620	-	-	-	-	-	44,620	10,44,158
Receivable from DST Ramanujan Fellowship	-	-	-	4,74,759	-	-	-	-	-	4,74,759	-
Receivable from Vendor	-	-	-	-	-	-	-	-	-	-	40
Sponsorship Receivable	-	-	-	31,500	-	-	-	-	-	31,500	-
Receivable from Endowment Fund	-	-	-	-	-	-	-	-	-	-	12,26,830
Receivable from Project Fund	-	1,85,700	-	-	-	-	14,36,108	-	-	14,36,108	6,37,545
Receivable from UGC XII Plan Fund	-	-	-	-	-	-	-	-	-	-	1,85,700
Receivable from UGC XI Plan Fund	-	-	-	-	-	-	-	-	-	-	4,50,68,638
TOTAL	2,78,30,271	9,97,264	1,78,400	31,12,404	-	-	15,04,430	81,99,742	1,16,230	4,65,54,459	7,91,29,923



Bohys
Accounts Officer
Presidency University
Kolkata

Shubha
Finance Officer
Presidency University
Kolkata

PRESIDENCY UNIVERSITY
86/1 COLLEGE STREET, KOLKATA 700 073

SCHEDULE 12: ACADEMIC RECEIPTS

PARTICULARS	2017-18				2016-17
	UNRESTRICTED FUND		RESTRICTED FUND	TOTAL	TOTAL
	DESIGNATED	GENERAL			
FEE FROM STUDENTS					
Admission & Registration Fees	-	3,20,700	-	3,20,700	2,56,320
Application Fees	-	-	-	-	4,550
Casual Student Enrollment Fees	-	51,500	-	51,500	41,500
Convocation Registration Fees	-	3,41,000	-	3,41,000	3,13,500
Consultancy Services	-	-	-	-	8,000
Documents Verification Charges	-	84,000	-	84,000	66,500
Debate - Registration Fees	-	16,200	1,08,559	1,24,759	2,38,500
Examination Fee	-	12,45,675	-	12,45,675	13,29,325
Fees for PPR/PPS	-	61,601	-	61,601	52,200
Fees for Self Inspection of Answer Scripts	-	-	-	-	-
Identity Card Fees	-	69,205	-	69,205	58,162
In-Absentia Fees	-	50,200	-	50,200	56,200
Migration Fees	-	1,60,000	-	1,60,000	1,63,700
Other Fees	-	-	-	-	-
Ph.D- Application Fees	-	-	-	-	-
Ph.D- Admission Fees	-	28,000	-	28,000	-
Ph.D- Coursework Examination Fees	-	2,60,000	-	2,60,000	30,000
Ph.D- Library & Misc. Fees	-	56,000	-	56,000	-
Ph.D- Registration Fees	-	35,000	-	35,000	4,76,000
Ph.D- Session Fees	-	1,50,000	-	1,50,000	-
Laboratory Fees	-	5,75,948	-	5,75,948	5,07,400
Library Fees	-	10,19,068	-	10,19,068	8,53,400
Library Fines	-	33,395	-	33,395	32,008
Sports Fees	-	2,21,600	-	2,21,600	1,86,636
Stipend	-	-	-	-	-
Scholarship	-	-	-	-	-
Students Fees-Misc	-	43,400	-	43,400	51,290
Student Aid Fund Fees	-	2,35,788	-	2,35,788	1,95,570
Student Union Fees	-	5,10,034	-	5,10,034	2,23,400
Transcription Fees	-	96,600	-	96,600	1,25,600
Transportation Fees	-	4,12,000	-	4,12,000	7,02,800
Tuition Fee	-	37,64,277	-	37,64,277	38,09,297
TOTAL	-	98,41,191	1,08,559	99,49,750	97,81,858

SCHEDULE 13: GRANTS

PARTICULARS	2017-18				2016-17
	UNRESTRICTED FUND		RESTRICTED	TOTAL	TOTAL
	DESIGNATED	GENERAL			
Project Overhead Grant		28,75,827		28,75,827	37,85,559
TOTAL	-	28,75,827	-	28,75,827	37,85,559

Daksh
Accounts Officer
Presidency University
Kolkata

Shankar
Finance Officer
Presidency University
Kolkata



PRESIDENCY UNIVERSITY
86/1 COLLEGE STREET, KOLKATA 700 073

SCHEDULE 14: INCOME FROM INVESTMENTS

PARTICULARS	2017-18				2016-17
	UNRESTRICTED FUND		RESTRICTED	TOTAL	TOTAL
	DESIGNATED	GENERAL			
INTEREST ON:					
-Fixed Deposits	21,199	50,03,067	1,53,83,693	2,04,07,959	4,22,15,273
TOTAL	21,199	50,03,067	1,53,83,693	2,04,07,959	4,22,15,273

SCHEDULE 15: OTHER INCOME

PARTICULARS	2017-18				2016-17
	UNRESTRICTED FUND		RESTRICTED	TOTAL	TOTAL
	DESIGNATED	GENERAL			
Hire Charges Of Auditorium/Food Court/Play Ground	-	7,04,459	-	7,04,459	4,93,000
Interest On Savings Accounts:					
-With State Bank Of India	-	3,06,122	27,00,343	30,06,465	48,10,755
-With Axis Bank	-	2,04,259	56,647	2,60,906	4,57,549
-With United Bank Of India	-	-	-	-	-
-With Bank Of India	-	-	16,34,039	16,34,039	13,13,082
-With Bank Of Baroda	9,372	-	95,109	1,04,481	1,24,595
-With Canara Bank	13,709	-	86,353	1,00,062	88,530
-With Indian Bank	-	-	9,762	9,762	1,391
Prior Period Items	-	-	-	-	10,547
Seminar Registration Fees	-	1,22,553	3,051	1,25,604	28,000
Consultancy services	-	1,25,000	-	1,25,000	-
Sale of Merchandise	-	-	-	-	2,91,735
Tender Fees	-	1,16,698	-	1,16,698	1,71,000
Sale of Scrap Material	-	10,65,090	-	10,65,090	6,53,162
Establishment Charges	-	1,35,000	-	1,35,000	1,38,000
Seat Rent	-	1,97,230	-	1,97,230	2,81,390
Sponsorship	-	20,000	1,95,000	2,15,000	2,25,000
Miscellaneous Income	-	7,79,489	103	7,79,592	59,857
TOTAL	23,081	37,75,900	47,80,407	85,79,388	91,47,593

SCHEDULE 16: TRANSFER FROM RESPECTIVE FUNDS TO MEET RELATED EXPENDITURE

PARTICULARS	2017-18				2016-17
	UNRESTRICTED FUND		RESTRICTED	TOTAL	TOTAL
	DESIGNATED	GENERAL			
DETAILS OF RELATED EXPENDITURE MET BY RESPECTIVE FUND					
Staff Payments & Benefits	-	17,47,45,188	50,21,719	17,97,66,907	15,98,14,387
Academic Expenses	45,02,560	1,70,65,958	4,06,12,525	6,21,81,043	5,88,75,164
Administrative And General Expenses	36	6,74,82,518	12,82,706	6,87,65,260	11,48,64,463
Transportation Expenses	-	64,11,834	-	64,11,834	59,31,190
Repair and Maintenance	-	88,03,878	15,500	88,19,378	97,91,133
TOTAL	45,02,596	27,45,09,376	4,69,32,450	32,59,44,422	34,92,76,337

Debas
Accounts Officer
Presidency University
Kolkata

Shankar
Finance Officer
Presidency University
Kolkata



PRESIDENCY UNIVERSITY
86/1 COLLEGE STREET, KOLKATA 700 073

SCHEDULE 17: STAFF PAYMENTS & BENEFITS

PARTICULARS	2017-18				2016-17
	UNRESTRICTED FUND		RESTRICTED	TOTAL	TOTAL
	DESIGNATED	GENERAL			
Salaries And Wages	-	16,06,78,957	50,21,719	16,57,00,676	13,74,96,538
Bonus	-	2,88,800	-	2,88,800	39,600
Gratuity	-	-	-	-	12,00,000
Leave Salary	-	-	-	-	34,65,343
Pension	-	16,95,693	-	16,95,693	10,48,267
Commuted Pension	-	-	-	-	37,12,570
Honorarium To Guest Teachers	-	48,31,500	-	48,31,500	59,76,400
Staff Welfare Expenses	-	21,89,330	-	21,89,330	8,16,752
Relocation Expenses	-	-	-	-	-
Staff Development Expenses- Faculty	-	73,261	-	73,261	8,97,257
Staff Benefit Under FRPDF	-	73,91,935	-	73,91,935	59,78,412
TOTAL	-	17,71,49,476	50,21,719	18,21,71,195	16,06,31,139

SCHEDULE 18: ACADEMIC EXPENSES

PARTICULARS	2017-18				2016-17
	UNRESTRICTED FUND		RESTRICTED FUND	TOTAL	TOTAL
	DESIGNATED	GENERAL			
Freshers' Welcome Expenses	-	-	-	-	-
Magazine	-	-	-	-	-
Travel And Fieldwork	-	7,82,233	16,08,239	23,90,472	29,34,847
Overhead	-	-	28,75,827	28,75,827	37,85,559
Consumables	-	-	85,55,441	85,55,441	96,44,183
Fellowship And Manpower	-	22,68,000	2,22,12,505	2,44,80,505	2,80,77,758
Contingency	-	-	42,70,755	42,70,755	41,08,727
Laboratory Expenses	-	8,83,243	-	8,83,243	1,94,393
Career & Counselling Expenses	-	-	-	-	-
Debate Expenses	-	51,018	-	51,018	1,07,797
Co-curricular Activities	-	-	-	-	-
Best Teacher Award	-	-	-	-	50,000
Seminar/Workshop	-	1,09,07,713	3,26,346	1,12,34,059	47,10,896
Seminar/Workshop-Welcome Trust/DBT-IA	-	-	-	-	-
Admission Expenses	-	9,027	-	9,027	10,360
Admission Expenses - Ph D	-	-	-	-	-
Stipend, Scholarship And Prizes	-	-	3,97,283	3,97,283	2,81,310
Scholarship-Merit-cum-Means	-	64,500	6,43,794	7,08,294	6,25,133
Winter/Summer School Programme	-	-	-	-	18,07,905
Student Project	-	-	-	-	-
Subscription and Registration Fees	-	1,000	-	1,000	-
Fuel Expenses-Laboratory	-	8,167	-	8,167	11,473
Project Expenses-Dutch	-	-	-	-	-
Quiz Contest Expenses-IOCL	-	-	-	-	-
Games & Sports	7,000	1,32,600	-	1,39,600	1,47,707
Cultural & Ceremonial Expenses	2,48,326	-	-	2,48,326	3,78,375
Confidential Expenses	42,47,234	-	-	42,47,234	9,54,770
Examination Expenses	-	3,54,914	-	3,54,914	2,87,535
Periodicals	-	-	-	-	-
Convocation Expenses	-	12,12,774	-	12,12,774	12,94,965
Inter University Academic Exchange Programme	-	10,22,454	-	10,22,454	9,02,426
Seminar & Workshop-NKM Endowment Lecture	-	-	95,094	95,094	98,410
Consultancy Fees	-	-	-	-	-
TOTAL	45,02,560	1,76,97,643	4,09,85,284	6,31,85,487	6,04,14,529

Dabgo
Accounts Officer
Presidency University
Kolkata

Alankar
Finance Officer
Presidency University
Kolkata



PRESIDENCY UNIVERSITY
86/1 COLLEGE STREET, KOLKATA 700 073

SCHEDULE 19: ADMINISTRATIVE & GENERAL EXPENSES

PARTICULARS	2017-18				2016-17
	UNRESTRICTED FUND		RESTRICTED	TOTAL	TOTAL
	DESIGNATED	GENERAL			
Hostel Expenses	-	1,40,86,698	-	1,40,86,698	1,26,47,598
Consultancy And Professional Fees	-	2,41,72,257	5,900	2,41,78,157	2,55,38,885
Postage & Telegram	-	66,101	-	66,101	46,050
Telephone And Internet Charges	-	3,38,543	-	3,38,543	3,23,169
Printing And Stationary	-	21,76,198	4,106	21,80,304	21,81,894
Travelling And Conveyance Expenses	-	7,06,232	-	7,06,232	2,48,777
Advertisement And Publicity	-	8,82,379	4,09,834	12,92,213	2,33,07,261
Student Welfare Expenses	-	1,08,408	-	1,08,408	1,23,270
Office Maintenance	-	2,99,862	-	2,99,862	21,000
Gardening	-	15,43,331	7,98,081	23,41,412	18,44,633
Bank Charges	36	13,326	9,235	22,596	28,852
Meeting Expenses	-	15,89,684	-	15,89,684	13,14,485
Housekeeping Expenses	-	54,11,282	-	54,11,282	37,56,784
Merchandise	-	-	-	-	16,67,500
Staff Development Expenses	-	-	-	-	-
Staff Welfare Expenses	-	2,57,383	-	2,57,383	3,52,831
Internet Connection	-	17,22,667	-	17,22,667	11,69,475
IT Consumables	-	2,89,819	59,692	3,49,511	2,82,122
Website Maintenance	-	14,868	-	14,868	15,66,990
Expenses relating to NAAC	-	-	-	-	4,49,639
Miscellaneous	-	1,12,059	-	1,12,059	19,967
Registration Fees - NAAC	-	-	-	-	-
Maintenance of Play Ground	-	-	-	-	-
General Charges	-	1,13,702	-	1,13,702	-
Recruitment Expenses	-	6,90,915	-	6,90,915	10,81,501
Cultural And Ceremonial Expenses	-	21,34,057	-	21,34,057	3,08,40,988
Cultural & Ceremonial Expenses- SPICMACAY	-	-	-	-	-
Co-Curricular Activities	-	-	-	-	41,390
Extra Curricular Activities	-	2,14,388	-	2,14,388	12,89,287
Security Charges	-	68,08,029	-	68,08,029	51,61,854
Electrical Maintenance	-	-	-	-	-
Legal Expenses	-	23,00,012	-	23,00,012	2,60,160
Rent, Rates & Taxes	-	37,590	-	37,590	19,765
Election Expenses	-	-	-	-	40,598
Medical Expense	-	6,580	-	6,580	20,132
Relocation Expenses	-	(1,76,293)	-	(1,76,293)	-
Electricity	-	19,81,260	-	19,81,260	15,39,035
TOTAL	36	6,79,01,337	12,86,848	6,91,88,221	11,71,85,892

SCHEDULE 20: TRANSPORTATION EXPENSES

PARTICULARS	2017-18				2016-17
	UNRESTRICTED FUND		RESTRICTED	TOTAL	TOTAL
	DESIGNATED	GENERAL			
Fuel Expenses	-	40,166	-	40,166	55,500
Vehicle Hire Charges	-	64,24,518	-	64,24,518	60,39,178
TOTAL	-	64,64,684	-	64,64,684	60,94,678

SCHEDULE 21: REPAIR & MAINTENANCE

PARTICULARS	2017-18				2016-17
	UNRESTRICTED FUND		RESTRICTED FUND	TOTAL	TOTAL
	DESIGNATED	GENERAL			
Equipment	-	72,040	-	72,040	-
Playground	-	52,190	-	52,190	1,36,278
Plumbing	-	5,066	-	5,066	2,56,337
Electrical Maintenance	-	7,22,729	-	7,22,729	44,61,442
Scientific Equipment	-	1,44,130	-	1,44,130	98,256
Furniture, Fixtures And Fittings	-	9,57,995	-	9,57,995	4,03,686
Office Equipments	-	6,02,120	-	6,02,120	1,14,051
Campus Maintenance	-	9,25,020	-	9,25,020	7,36,470
Building	-	30,89,184	-	30,89,184	24,93,876
IT Equipment	-	1,30,910	-	1,30,910	-
Computer Hardware	-	-	15,500	15,500	1,37,530
Elevator	-	1,01,834	-	1,01,834	37,946
Others	-	20,21,060	-	20,21,060	10,96,118
TOTAL	-	88,24,278	15,500	88,39,778	99,71,985

Bahya
Accounts Officer
Presidency University
Kolkata

[Signature]
Finance Officer
Presidency University
Kolkata



PRESIDENCY UNIVERSITY, KOLKATA
SCHEDULE 22: NOTES FORMING PART OF THE ACCOUNTS FOR THE YEAR ENDED
31ST MARCH 2018


1. Significant Accounting Policies

1.1 Basis of preparation of financial statement

- a) The financial statements have been prepared and presented under the historical cost convention following the hybrid system of accounting (i.e., accrual basis in respect of expenditure and both cash and accrual basis while recognizing income) and in compliance with the Generally Accepted Accounting Principles and the relevant Accounting Standards in India to the extent applicable.
- b) The funds of the University have been broadly divided into two principal categories, viz. (i) Restricted Funds and (ii) Unrestricted Funds. While UGC Fund, Endowment Fund, Project Fund, State Development Fund, Presidency University Vice-Chancellor's Fund for Excellence, Presidency University Employees' Provident Fund, Deferred Grant and Capital Asset Fund are the constituents of the Restricted Funds, Unrestricted Funds are made up of Designated Funds and General Funds. Designated Funds comprise of Students Activities Fund and Confidential Fund. General Funds consist of State Fund (Non-Plan) and Self-Generated Fund.
- c) (i) Grants received under the Restricted Funds and grants received from the State Government under Unrestricted Funds during the period are credited to the respective fund accounts appearing as Liability in the Balance Sheet.
(ii) When the grant as mentioned under (c) (i) above are meant for revenue expenditure, upon incurrance of such expenditure, the corresponding amounts of such grants are transferred from the respective fund accounts to the credit of the Income & Expenditure Account.
(iii) When capital expenditure is incurred out of restricted fund, the amount of such expenditure is transferred from the respective fund to the Deferred Grant Account appearing in the Liabilities side of the Balance Sheet.
(iv) With regard to Endowment Fund, income from investment of this fund is recognized in the Income and Expenditure Account and upon incurrance of the expenditure for the purpose for which the endowment fund has been created, the corresponding amount is debited to the Income and Expenditure Account.
- d) Receipts under Designated Funds during the period are credited to the respective fund accounts that appear as Liabilities in the Balance Sheet. Upon incurrance of revenue expenditure pertaining to any designated fund, the corresponding amount is transferred from the respective fund account to the credit of the Income & Expenditure Account.
- e) The amounts of receipts under General Funds during the period are recognized as income in the Income & Expenditure Accounts of the respective funds.


Accounts Officer
Presidency University
Kolkata

16


Finance Officer
Presidency University
Kolkata



- f) For fixed assets acquired out of any Unrestricted Fund, amount equivalent to the cost of fixed assets is transferred from the respective fund to the Capital Asset Fund appearing in the Liabilities side of the Balance Sheet.

1.2 Income Recognition

- a) All academic fees are recognized as income on receipt thereof and are treated as source of the Self-Generated Fund under the Unrestricted Fund.
- b) Interest earned on investments under any fund is recognized as income on accrual basis.
- c) Other receipts including unrestricted contributions are recognized as income on receipt basis.

1.3 Fixed Assets

- a) Fixed assets are carried at cost less accumulated depreciation. Costs include purchase price, taxes, duties, freight and other costs directly attributable to erection, installation and commissioning of the assets.
- b) Depreciation on Fixed Assets has been charged on Written Down Value basis at the following rates as passed by the Finance Committee at its meeting held on 15-06-2013 (in respect of item nos. 1 to 14) which was approved by the Presidency University Council at its meeting held on 15-07-2013 and passed by the Finance Committee at its meeting held on 09-02-2015 (in respect of item nos. 15 to 17) which was approved by the Governing Board at its meeting held on 17-04-2015:

Category of fixed asset	Depreciation rate
1. Building	2%
2. Campus Infrastructure	10%
3. Plant & Machinery	20%
4. Fire Safety System	20%
5. Motor Vehicles	25%
6. Office Equipment	20%
7. Computer Hardware/IT Equipment and IT Network	25%
8. Furniture, Fixture & Fittings	14.33%
9. Electrical Appliance	14.33%
10. Audio- Visual Equipment	20%
11. Scientific & Laboratory Equipment	20%
12. Sports Equipment	20%
13. Library Books & Digital Materials	33.33%
14. Computer Software	25%
15. Electrical Installation	14.33%
16. Soft Furniture	14.33%
17. Utensils	25%

Debi
Accounts Officer
Presidency University
Kolkata

17

[Signature]
Finance Officer
Presidency University
Kolkata



Assets acquired upto 30th September,2017 are charged at the full rate of depreciation during the period, while those acquired after 30th September 2017 are charged at 50% of the applicable rate.

- c) Depreciation charged on fixed assets has been debited to Income & Expenditure Account and recovered by way of transfer of the equivalent amount of depreciation from Deferred Grant or Capital Assets Fund, as the case may be, to Income & Expenditure Account.
- d) Renovation of Buildings shown in the Schedule of Fixed Assets stands for expenditure incurred for major renovation, remodeling and adaptive reuse of the existing buildings of the University. Considering the increase in future benefits to be obtained from the existing buildings beyond the previous standard of utility (i.e., increase in capacity) as a result of such renovation, remodeling, etc., the expenditure have been capitalized in terms of the Accounting Standard 10 of the Institute of the Chartered Accountants of India.

2. Notes forming part of the Accounts for the year ended 31st March 2018:

i) Expenses on Employees

During the year 2017-18, there were two categories of employees in the University: (i) permanent employees appearing in the direct payroll of the University, (ii) contractual employees including guest teachers and (iii) employees of the West Bengal Government continued to function under the University from the date of its constitution and will continue to do so till the positions get filled by the University or the personnel get posted by the West Bengal Government elsewhere. During the present accounting period the pay and allowances of the employees under categories (i) and (ii) have been paid from the State Fund of the University. The pay and allowances of the employees under categories (iii) were continued to be paid directly by the Government and the University had no liability for such costs.

ii) During the year 2017-18 total revenue expenditure under the General Fund was Rs.28,89,56,078/- out of which an amount of Rs.28,39,82,929/- was incurred from the State Fund (Non-Plan) and Rs.49,73,149/- from the Self-generated Fund of the University.


v) During the year 2017-18 total amount of electricity charges of the University campus was Rs.1,20,86,432/- which were paid directly from the Pay & Accounts Office - I, Kolkata to the electric supplying agency on the basis of the bills drawn by the DDO / Accounts Officer of the College under the head of account "13-2202-03-103-NP-009-V-13-01". The University did not receive any grant-in-aid from the Government in respect of payment of such electric bills. No direct payment was made from the University fund in respect of this. Therefore, it is not reflected in the books of accounts as well as Statement of Accounts of the University.

vi) Microscopes valued Rs.8,00,000/- donated to the Department of Geology of Presidency University have been shown under the Fixed Assets (Schedule -4) of the Self-Generated Fund of the University and the value of such donation has been credited to the Self-Generated Fund – II.

vii) Sundry Creditors and Liabilities for Expenses against Stale Cheques remaining unclaimed for more than two (2) years as on 31-03-2018 (i.e., cheques dated prior to 01-04-2016) have been written back by crediting to the respective Funds wherefrom the cheques were issued.


Accounts Officer
Presidency University
Kolkata

18


Finance Officer
Presidency University
Kolkata



viii) Income Tax Liability

No provision for income tax liability has been taken into account since in terms of No. DIT(E)/U/s 10(23C)(iiiab) /2013-14/Kol./4651 dated 27-03-2014 issued by the Director of Income Tax (Exemption), Kolkata, Presidency University is squarely covered under clause (iiiab) of Sec 10(23C) of the Income Tax Act, 1961 and consequently, any income received by the University is exempt from income tax.

ix) Figures for the previous year have been re-grouped / re-arranged wherever considered necessary.


Accounts Officer
Presidency University
Kolkata


Finance Officer
Presidency University
Kolkata



PRESIDENCY UNIVERSITY
86/1 COLLEGE STREET, KOLKATA 700 073

STATE FUND (NON PLAN)

BALANCE SHEET AS AT 31st MARCH 2018

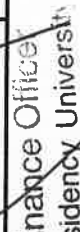
SOURCES OF FUNDS (LIABILITIES)		2017-18		2016-17	
	SCHEDULE				
STATE FUND (GENERAL FUND)					
CAPITAL ASSETS FUND (RESTRICTED FUND)	1		3,01,58,683		6,37,07,921
CURRENT LIABILITIES & PROVISIONS	2		17,12,32,839		13,64,00,271
	3		3,41,05,438		1,84,81,726
TOTAL			23,54,96,960		21,85,89,918
APPLICATION OF FUNDS (ASSETS)					
FIXED ASSETS					
Tangible Assets	4	15,36,86,073		11,78,57,205	
Intangible Assets		4,46,206		1,38,680	
FIXED ASSETS (FRPDF)					11,79,95,885
Tangible Assets	5	1,66,80,129		1,78,70,552	
Intangible Assets		4,20,431		5,33,834	
CAPITAL ADVANCE					1,84,04,386
INVESTMENT IN FIXED DEPOSITS					7,22,729
CURRENT ASSETS					2,82,60,931
LOAN, ADVANCE & DEPOSITS					4,84,83,967
TOTAL			23,54,96,960		21,85,89,918

INCOME AND EXPENDITURE ACCOUNT FOR THE YEAR ENDED 31st MARCH 2018

	SCHEDULE	2017-18	2016-17
INCOME			
Income From Investment	10	31,03,180	29,82,806
Other Income	11	2,123	23,235
Transfer From State Fund To Meet Staff Payments and Benefits		17,47,45,188	15,15,97,130
Transfer From State Fund To The Extent Of Non Salary Expenditure		9,97,64,188	13,46,78,094
Transfer From Capital Assets Fund To Meet Depreciation		44,04,116	33,78,392
Transfer From Capital Assets Fund To Meet Depreciation (FRPDF)		50,69,437	51,11,618
TOTAL (A)		28,70,88,232	29,77,71,275
EXPENDITURE			
Staff Payments and Benefits	12	17,47,45,188	15,15,97,130
Academic Expenses	13	1,70,73,516	1,21,67,021
Administrative And General Expenses	14	6,74,74,960	11,12,50,192
Transportation Expenses	15	64,11,834	59,31,190
Repairs And Maintenance	16	88,03,878	53,29,691
Depreciation	4	44,04,116	33,78,392
Depreciation (FRPDF)	5	50,69,437	51,11,618
TOTAL (B)		28,39,82,929	29,47,65,234
BALANCE BEING EXCESS OF INCOME OVER EXPENDITURE (A-B)		31,05,303	30,06,041
SURPLUS/(DEFICIT) CARRIED FORWARD TO STATE FUND		31,05,303	30,06,041




 Accounts Officer
 Presidency University
 Kolkata


 Finance Officer
 Presidency University
 Kolkata

PRESIDENCY UNIVERSITY
86/1, COLLEGE STREET, KOLKATA - 700073
STATE FUND (NON PLAN)
RECEIPT & PAYMENT ACCOUNTS FOR THE YEAR ENDED 31.03.2018

	2017-2018		2016-2017		2017-2018		2016-2017	
RECEIPTS								
To Opening Balance								
Cash At Bank	4,77,41,184	9,766	3,25,64,484	3,31,88,194	15,43,766	68,63,957	59,43,430	11,59,39,587
Cash-in-hand (including Cheque in Hand Rs. 6,12,125/-)			6,23,710		47,82,500	10,31,3,230		
To Grants					12,77,53,723	13,40,79,989		
Grant-in-Service Training On Public Finance&Budgeting	68,00,000		12,63,69,057		15,57,599	24,03,831		
State Government- Salary Grant- COSA	13,82,18,447		1,13,00,000		2,16,007	2,92,981		
State Government- Salary Grant- Non COSA	2,06,03,250		-		88,632	28,746		
State Govt.- FRPDF Grant	68,66,504				35,37,226	35,40,749		62,66,307
State Govt.- Hostel Rent Grant			20,000					
State Govt.- Other Grant	6,00,00,000		8,00,00,000					
State Govt.- Other Maintenance Grant			13,00,000					
Fund for Winter & Summer School in Kurseong			7,34,00,000					
Grant for Bicentenary Celebration	2,56,00,000		1,09,28,640					
Grant for Rental Charges of WBHICO Flats	18,21,440		3,95,000					
Grant for Workshop on Big Data of Economics Dept.								
To Earnest Money Deposit								
To Maturity of Fixed Deposits								
To Retention Money Received								
To Income from Investment								
Income on Fixed deposits with SBI								
To Sale of Fixed Assets (FRPDF)								
Audio Visual Equipment- "FRPDF"								
Computer Software- "FRPDF"	5,446							
Computer Hardware- "FRPDF"	2,19,102							
IT Equipment- "FRPDF"	6,097							
Library Books and Digital Materials- "FRPDF"	1,712							
PAYMENTS								
By Staff Payment & Benefits								
Bonus								
Retirement Benefits								
Staff Welfare								
Honorarium to Guest Faculty								
Salaries								
By FRPDF Expenses								
Academic Expenses- "FRPDF"								
IT and Communication- "FRPDF"								
Office Expenses- "FRPDF"								
Staff Development Expenses- Faculty- "FRPDF"								
By Academic Expenses								
Admission Expenses								
Living Specimens								
Chemicals and Glassware								
Convocation Expenses								
Debate Expenses								
Field Work								
Fuel Expenses- Laboratory								
Winter / Summer School Programme								
Games and Sports								
Best Teacher Award								
Inter University Academic Exchange Programme								
Registration Fees								
Laboratory Consumables and Expenses								
Research Fellowship								
Seminar and Workshop								
Examination Expenses								
By Payment of Capital Advance								




(Signature)
Finance Officer
Presidency University
Kolkata

(Signature)
Accounts Officer
Presidency University
Kolkata

PRESIDENCY UNIVERSITY
86/1, COLLEGE STREET, KOLKATA - 700073
STATE FUND (NON PLAN)
RECEIPT & PAYMENT ACCOUNTS FOR THE YEAR ENDED 31.03.2018

To	2016-2017		2017-2018	2017-2018		2016-2017
	2016-2017	2016-2017	2017-2018	PAYMENTS		2016-2017
To Reversal of State Cheques Sundry Creditors Liability for Expenses		24,761	53,492	By Administrative & General Expenses		2,33,07,261
	7,433 46,059			Advertisement and Publicity		
To Receivable From UGC XI PLAN Grant		9,32,024	-	Audit Fees		-
To Receivable From UGC Project Fund		-	6,36,654	Bank Charges		9,783
To Receivable From UGC XII PLAN Grant		-	26,48,382	Co-Curricular Activities		36,390
To Receivable From Dynamic Services		10	-	Consultants and Professional Fees		2,32,73,385
To Refund of Relation Expenses		1,76,293	-	Cultural and Ceremonial Expenses		2,94,97,268
				Cultural & Ceremonial Expenses- SPICMACAY		
				Electricity		15,98,870
				E-Return Filing Fees		
				Extra Curricular Activities		51,701
				Extra Curricular Activities- DMID		11,03,386
				Gardening		42,110
				Hostel Maintenance		15,40,493
				Hostel Rent		1,09,28,640
				Hostel Expenses		1,200
				House Keeping Expenses		34,65,862
				Internet		11,69,475
				IT Consumables		2,45,274
				IT Maintenance		11,500
				IT Network		
				Legal Expenses		2,59,860
				Local Conveyance		10,710
				Medical Expenses		17,257
				Medical Expenses- Students		
				Meeting Expenses- Governing Board		
				Meeting Expenses- Others		
				Meeting Expenses-PMG		11,25,240
				Miscellaneous Expenses		
				Carriage Inward		6,762
				Office Maintenance		
				Postage and Courier		21,000
				Printing Charges		28,867
				Recruitment Expenses- Selection Committee Meeting		16,79,640
				Recruitment Expenses- Travel		6,61,651
				Refreshment		2,36,356
				NAAC Expenses		50
				Rent, Rates and Taxes		4,49,319
				Security Charges		15,053
				Shifting Charges		51,61,854
				Staff Welfare Expenses		
				Staff Development Expenses- Officer		3,93,500
				Stationaries		
				Students' Election Expenses		3,13,740
				Student Welfare		40,598
				Telephone		3,23,169
				Travel Domestic		1,99,581
				Website Maintenance		15,66,990
						10,87,93,795
						5,64,44,222


Finance Officer
 Presidency University
 Kolkata


Accounts Officer
 Presidency University
 Kolkata



PRESIDENCY UNIVERSITY
86/1, COLLEGE STREET, KOLKATA - 700073
STATE FUND (NON PLAN)
RECEIPT & PAYMENT ACCOUNTS FOR THE YEAR ENDED 31.03.2018

	2016-2017	2017-2018	2016-2017	2017-2018	2016-2017
RECEIPTS					
PAYMENTS					
By Transportation Expenses					
Bus Hire Charges	26,16,496	18,31,668			
Fuel Expenses	36,166	55,500			
Vehicle Hire Charges	37,55,172	37,09,404	64,07,834		55,96,572
By Repair & Maintenance					
Campus Maintenance	9,24,930	6,80,580			
Ground Maintenance	48,690	1,11,554			
Maintenance of Play Ground	3,500	24,724			
Pest Control and Cleaning	1,54,408	2,29,453			
Repair & Maintenance - Elevator	1,01,834	4,03,686			
Repairs and Maintenance- Furniture	9,57,995	14,950			
Repairs and Maintenance- Lab Equipment	73,000	37,941			
Fire Insurance Premium	-	-			
Repairs & Maintenance- Building	1,34,70,551	32,05,933			
Repairs & Maintenance- Computer	-	1,37,530			
Repairs & Maintenance- Equipment	72,040	66,148			
Repairs & Maintenance- IT Equipment	1,30,910	39,125			
Repairs & Maintenance - Office Equipment	6,00,645	8,46,856			
Repairs & Maintenance - Others	20,15,473	2,56,337	1,85,59,042		60,54,817
Repairs & Maintenance- Plumbing	5,066	-			
By Purchase of Fixed Asset					
Audio Visual Equipment	16,520	52,000			
Computer Hardware	72,383	1,49,812			
Campus Infrastructure	8,68,008	-			
Electrical Appliances	1,19,480	5,057			
Equipment	20,000	11,03,905			
Electrical Installation	-	40,370			
Fire Safety System	2,66,613	2,275			
IT Equipment	29,355	59,073			
Lab/Science Equipment	7,42,625	-			
Computer Software	3,51,345	-			
Office Equipment	1,47,915	16,050			
Utensils	2,900	-			
Library Books and Digital Materials	3,425	5,57,355			
Renovation of Building	1,88,13,211	2,75,427			
Furniture & Fixture	9,11,573	5,25,768			
Soft Furniture	2,87,509	25,145	2,26,52,862		28,12,237
By Purchase of Fixed Asset (FRPDF)					
Audio Visual Equipment- "FRPDF"	3,120	1,18,389			
Computer Hardware- "FRPDF"	17,06,874	26,51,142			
Furniture & Fixture- "FRPDF"	-	2,600			
IT Equipment- "FRPDF"	2,52,670	8,45,260			
Lab/ Science Equipment- "FRPDF"	9,52,873	13,74,086			
Library Books and Digital Materials- "FRPDF"	1,81,392	9,85,312			
Software- "FRPDF"	28,773	2,14,431	31,25,702		61,91,220



Baby
Accounts Officer
Presidency University
Kolkata

Shweta
Finance Officer
Presidency University
Kolkata

PRESIDENCY UNIVERSITY
86/1, COLLEGE STREET, KOLKATA - 700073
STATE FUND (NON PLAN)
RECEIPT & PAYMENT ACCOUNTS FOR THE YEAR ENDED 31.03.2018

RECEIPTS	2017-2018	2016-2017	PAYMENTS		2017-2018	2016-2017
			By	Creation of Fixed Deposits		11,84,00,000
			By	Transfer of Funds Self Generated Fund II Confidential Fund	44,32,000	3,95,000
			By	Loans, Advances and Deposits Festival Advance Advance to Staff Advance to Staff- "FRPDF" Loan to Ramanujan Fellowship Security Deposits - Electricity	1,95,000 1,51,155 4,68,930 3,54,832	19,89,826
			By	Payment of Current liabilities Commutted Pension Payable Employees' Provident Fund Recovery Employees' Provident Fund Subscription Remuneration Payable Fellowship Payable Gratuity Payable Labour Welfare Cess@1% Leave Salary Payable Liabilities for Expenses- State Cheque Liability for Expenses Liability for Expenses- "FRPDF" Payable to Project Fund (FAEA) Payable to DBT Piyai Mukherjee Medical Insurance Net Salary Payable Payable to Self Generated Fund GST Payable Pension Payable Profession Tax Provision for Bonus Sundry Creditors Sundry Creditors- State Cheque Sundry Creditors (FRPDF) Payment of Statutory Liabilities	22,000 78,59,273 89,040 3,24,000 -49,761 62,122 3,18,834 3,163 1,678 2,68,977 17,534 16,30,891 1,01,62,333 21,89,067 1,94,468 1,34,068 4,77,990 39,600 28,17,192 1,58,616 1,09,83,960	12,57,222 34,224 69,95,419 3,44,000 6,03,000 7,579 9,24,980 3,55,517 - - - - 11,35,314 85,14,539 3,36,644 - 43,453 3,99,670 92,000 9,42,577 3,49,446 1,34,101 72,26,461
			By	Receivable From Dynamic Services		10
			By	Closing Balance Cash At Bank Cash-in-hand (including Cheque in Hand Rs. 16/-)	1,75,46,715 12,190	4,77,41,184 9,766
					7,59,99,504	11,84,00,000
					44,32,000	3,95,000
					11,69,917	19,89,826
					3,77,05,045	2,96,74,156
					40,64,18,977	46,23,05,529
					1,75,46,715 12,190	4,77,41,184 9,766
					40,64,18,977	46,23,05,529



Accounts Officer
Presidency University
Kolkata

Alu...
Finance Officer
Presidency University
Kolkata

STATE FUND (NON PLAN)

SCHEDULE 1: STATE FUND (GENERAL FUND)

PARTICULARS	2017-18	2016-17
A. OPENING BALANCE OF FUND	6,37,07,921	5,35,50,863
B. ADDITION TO THE FUND:		
STATE GOVERNMENT		
- FRPDF Grant	1,43,66,504	-
-Other Maintenance Grant	5,00,00,000	8,00,00,000
-Hostel Rent Grant	66,02,720	1,09,28,640
-Grant -In-Service Training On Public Finance and Budgeting	68,00,000	-
-Fund for Winter and Summer School in Kurseong	2,56,00,000	13,00,000
-Bicentenary Celebration Grant	15,25,68,760	7,34,00,000
-Salary Grant	2,06,03,250	12,63,69,057
-Salary Grant-NON COSA	-	1,13,00,000
-Grant for Workshop on Big Data of Economics Department	-	3,95,000
-Other Grant	-	20,000
-Liabilities for Expenses- for Stale Cheques written back	14,236	1,27,806
-Sundry Creditors- Stale Cheques written back	23,048	1,19,732
Surplus/(Deficit) For The Year Transferred From		
Income & Expenditure Account	31,05,303	30,06,041
TOTAL (A+B)	35,33,91,742	36,05,17,139
C. UTILIZATION OF FUND		
Fixed Assets Acquired During The Year (After deduction of Net Block of Assets sold & Transferred)	4,42,91,683	1,01,38,994
Transfer to self Generated Fund II	-	3,95,000
Transfer to Confidential Fund	44,32,000	-
Transferred to Income & Expenditure Account to meet:		
-Staff Payments and Benefits	17,47,45,188	15,15,97,130
-Academic Expenses	1,70,73,516	1,21,67,021
-Administrative and General Expenses	6,74,74,960	11,12,50,192
-Transportation Expenses	64,11,834	59,31,190
-Repair and Maintenance	88,03,878	53,29,691
TOTAL (C)	32,32,33,059	29,68,09,218
NET BALANCE AS AT 31-3-2018 (A+B-C)	3,01,58,683	6,37,07,921



[Signature]
Accounts Officer
Presidency University
Kolkata

[Signature]
Finance Officer
Presidency University
Kolkata

PRESIDENCY UNIVERSITY
86/1 COLLEGE STREET, KOLKATA 700 073

STATE FUND (NON PLAN)

SCHEDULE 2: CAPITAL ASSETS FUND (RESTRICTED FUND)

PARTICULARS	2017-18	2016-17
A. OPENING BALANCE OF FUND	13,64,00,271	13,47,51,287
B. ADDITION TO THE FUND:		
-Fixed Assets Acquired During The Year (After deduction of Net Block of Assets sold)	4,43,06,121	1,01,38,994
TOTAL (A+B)	18,07,06,392	14,48,90,281
C. APPROPRIATION FROM FUND		
-Transfer of Fixed Assets to UGC XI Plan Fund (at Net Block Value on 31.03.16)	-	-
Depreciation	94,73,553	84,90,010
TOTAL (C)	94,73,553	84,90,010
NET BALANCE AS AT 31-3-2018 (A+B-C)	17,12,32,839	13,64,00,271

SCHEDULE 3: CURRENT LIABILITIES & PROVISION

PARTICULARS	2017-18	2016-17
CURRENT LIABILITIES:		
GENERAL:		
-Salary Payable	1,34,99,677	1,02,36,184
-Remuneration Payable	41,800	89,040
-Fellowship Payable	1,94,000	3,24,000
-GST Payable	99,164	
-Pension Payable	1,51,927	1,34,068
-Sundry Creditors For Goods & Services	1,04,68,091	29,32,692
-Sundry Creditors For Goods & Services (Stale Cheque)	33,566	49,181
-Labour Welfare Cess@1%	66,231	9,357
-Liability For Expenses	6,09,066	3,42,619
-Liability For Expenses (Stale Cheque)	59,659	89,958
-Medical Insurance	1,76,515	1,07,073
-Professional Tax	48,380	36,420
-Provision for Bonus	2,88,800	39,600
-Retention Money	38,50,246	6,92,219
-Sales Tax Deducted At Source @ 3%	-	73,163
-Sales Tax Deducted At Source @ 5%	-	19,463
-Tax Deducted At Source u/s 194C	2,24,520	6,43,432
-Tax Deducted At Source u/s 192	-	7,37,009
-Tax Deducted At Source u/s 194J	9,156	53,498
-Tax Deducted At Source u/s 194I	9,56,256	8,22,198
-Security Deposits	21,800	21,800
-Employees' Provident Fund Subscription	6,78,292	5,91,141
-Employees Provident Fund Recovery	2,000	1,000
FRPDF:		
-Sundry Creditors For Goods & Services	23,28,600	1,58,616
-Liability For Expenses	2,97,692	3,163
PAYABLE TO SELF GENERATED FUND	-	4,177
PAYABLE TO UGC PROJECTS FUND	-	2,68,977
PAYABLE TO PROJECT FUND (FAEA)	-	1,678
TOTAL	3,41,05,438	1,84,81,726


Accounts Officer
Presidency University
Kolkata


Finance Officer
Presidency University
Kolkata



STATE FUND (NON PLAN)

SCHEDULE 4: FIXED ASSETS

DESCRIPTION	RATE OF DEPRECIATION	GROSS BLOCK			DEPRECIATION			NET BLOCK			
		VALUE AS AT 31.03.2017	ADDITIONS DURING YEAR	DEDUCTIONS DURING THE YEAR	VALUE AS AT 31.03.2018	ACCUMULATED AMOUNT UPTO 31.03.2017	FOR THE YEAR	ON DEDUCTIONS DURING THE YEAR	TOTAL UP TO 31.03.2018	AS AT 31.03.2018	AS AT 31.03.2017
A. TANGIBLE ASSETS											
Audio- Visual Equipment	20%	15,69,175	22,01,410	-	37,70,585	9,27,344	3,30,159	-	12,77,503	24,93,082	6,41,831
Building	2%	88,100	-	-	88,100	7,652	-	-	9,261	78,839	80,448
Campus Infrastructure	10%	1,49,715	8,68,008	-	10,17,723	65,731	95,199	-	1,60,930	8,56,793	83,984
Computer Hardware	25%	24,65,095	72,383	84,500	24,52,978	17,01,914	1,84,775	10,563	18,76,126	5,76,852	7,63,181
Computer Hardware- Food Court	25%	51,236	-	-	51,236	32,323	4,728	-	37,051	14,185	18,913
Electrical Installation	14.33%	53,07,208	44,18,962	-	97,26,170	20,52,991	7,82,948	-	28,35,939	68,90,231	32,54,217
Electrical Appliances	20%	7,397	1,25,474	-	1,32,871	1,079	17,207	-	11,103	1,21,768	6,318
Electrical Installation- Food Court	14.33%	2,05,713	-	-	2,05,713	85,636	17,207	-	1,02,843	1,02,870	1,20,277
Equipment- Food Court	20%	5,48,291	-	-	5,48,291	2,95,638	50,531	-	3,46,169	2,02,122	2,52,553
Furniture, Fixture & Fittings	14.33%	49,58,011	9,11,573	-	58,69,584	23,98,476	4,70,584	-	28,69,060	30,00,524	25,59,535
Furniture & Fixtures- Food Court	14.33%	3,32,124	-	-	3,32,124	1,38,260	27,781	-	1,66,041	1,66,041	1,93,364
Fire Safety System	20%	69,45,239	2,66,613	-	72,11,852	48,86,634	4,65,044	-	53,51,678	18,60,174	20,58,505
IT Equipment	25%	47,819	29,355	-	77,174	19,581	14,399	-	33,980	43,194	28,238
IT Network	25%	28,41,604	-	-	28,41,604	19,52,751	2,22,213	-	21,74,964	6,66,640	8,88,355
Leasehold Land		10,00,00,000	-	-	10,00,00,000	-	-	-	-	10,00,00,000	10,00,00,000
Library Books & Digital Materials	33.33%	26,18,588	5,284	-	26,23,872	21,53,969	1,56,326	-	23,10,295	3,13,577	4,64,519
Laboratory & Scientific Equipment	20%	72,57,722	9,26,375	-	81,84,097	50,57,130	5,67,885	-	56,25,015	25,59,082	22,00,592
Office Equipment	20%	12,08,105	1,49,215	-	13,57,320	7,36,692	1,09,712	-	8,46,404	5,10,915	4,71,413
Plant & Machinery	20%	15,98,145	20,000	-	16,18,145	3,81,363	2,45,356	-	6,26,719	9,91,426	12,16,782
Renovation of Building	2%	14,14,013	3,00,68,408	1,27,598	3,13,54,823	17,134	4,79,276	-	4,96,410	3,08,58,413	13,96,379
Renovation of Building- Food Court	2%	11,07,244	-	-	11,07,244	75,535	20,634	-	96,169	10,11,075	10,31,709
Sports Equipment	20%	25,200	-	-	25,200	12,298	2,580	-	14,878	10,322	12,902
Soft Furniture	14.33%	45,239	2,87,509	-	3,32,748	10,203	25,621	-	35,824	2,96,924	35,036
Utensils- Food Court	25%	1,40,752	-	-	1,40,752	88,795	12,989	-	1,01,784	38,968	51,957
Utensils	25%	37,485	4,270	-	41,755	12,886	6,856	-	19,742	22,013	24,599
TOTAL (A)		14,09,69,220	4,03,54,839	2,12,098	18,11,11,961	2,31,12,015	43,24,436	10,563	2,74,25,888	15,36,86,073	11,78,57,205
B. INTANGIBLE ASSETS											
Computer Software	25%	5,36,022	4,14,331	31,000	9,93,353	3,97,342	79,680	3,875	4,73,147	4,46,206	1,38,680
TOTAL (B)		5,36,022	4,14,331	31,000	9,93,353	3,97,342	79,680	3,875	4,73,147	4,46,206	1,38,680
TOTAL (A+B)		14,15,05,242	4,07,69,170	2,43,098	18,20,31,314	2,35,09,357	44,04,116	14,438	2,78,99,035	15,41,32,279	11,79,95,885

Note: Amounts under "Deduction during the year" Sub column of Gross Block is in respect of asset originally acquired from State Fund (Non Plan) and subsequently transferred to UGC Fund as this amount has been recovered from UGC XII Plan Fund. Depreciation on these assets for 2017-18 have been charged in UGC Fund



SCHEDULE 5: FIXED ASSETS (FRPDF)

DESCRIPTION	RATE OF DEPRECIATION	GROSS BLOCK			DEPRECIATION			NET BLOCK			
		VALUE AS AT 31.03.2017	ADDITIONS DURING YEAR	DEDUCTIONS DURING THE YEAR	VALUE AS AT 31.03.2018	ACCUMULATED AMOUNT UPTO 31.03.2017	FOR THE YEAR	ON DEDUCTIONS DURING THE YEAR	TOTAL UP TO 31.03.2018	AS AT 31.03.2018	AS AT 31.03.2017
A. TANGIBLE ASSETS											
Audio- Visual Equipment	20%	9,45,074	1,23,070	-	10,68,144	2,81,067	1,45,108	-	4,26,175	6,41,969	6,64,007
Computer Hardware	25%	1,31,22,434	20,93,706	5,55,445	1,46,60,695	64,72,086	19,99,109	2,82,237	81,88,938	64,71,737	66,50,548
Electrical Appliances	14.33%	95,890	-	-	95,890	20,218	10,844	-	31,062	64,828	75,672
Furniture & Fixture	14.33%	3,160	-	-	3,160	301	410	-	711	2,449	2,659
IT Equipment	25%	58,56,455	3,10,320	1,10,315	60,36,460	28,20,892	8,13,211	72,020	35,62,083	24,74,377	30,15,563
Library Books & Digital Materials	33.33%	43,79,468	3,38,001	2,376	47,15,093	24,40,944	7,24,901	2,031	31,63,814	15,51,279	19,38,524
Laboratory & Scientific Equipment	20%	88,53,726	11,88,409	-	1,00,42,135	33,43,400	12,35,840	-	45,79,248	54,62,887	55,10,326
Office Equipment	20%	3,950	-	-	3,950	2,494	291	-	2,785	1,165	1,456
Plant & Machinery	20%	32,000	-	-	32,000	20,203	2,359	-	22,562	9,438	11,797
TOTAL (A)		3,32,72,157	40,53,506	6,68,136	3,66,57,527	1,54,01,605	49,33,081	3,56,288	1,99,77,398	1,66,80,129	1,78,70,552
B. INTANGIBLE ASSETS											
Computer Software	25%	8,78,435	31,173	11,785	8,97,823	3,44,601	1,37,356	4,565	4,77,392	4,20,431	5,33,834
TOTAL (B)		8,78,435	31,173	11,785	8,97,823	3,44,601	1,37,356	4,565	4,77,392	4,20,431	5,33,834
TOTAL (A+B)		3,41,50,592	40,84,679	6,79,921	3,75,55,350	1,57,46,206	50,69,437	3,60,853	2,04,54,790	1,71,00,560	1,84,04,386

Accounts Officer
Presidency University
Kolkata

Finance Officer
Presidency University
Kolkata

PRESIDENCY UNIVERSITY
86/1 COLLEGE STREET, KOLKATA 700 073

STATE FUND (NON PLAN)

SCHEDULE 6: CAPITAL ADVANCE

PARTICULARS	2017-18	2016-17
Advance To PWD against Electrical Installation	27,02,623	7,22,729
TOTAL	27,02,623	7,22,729

SCHEDULE 7: INVESTMENTS IN FIXED DEPOSITS

PARTICULARS	2017-18	2016-17
FIXED DEPOSITS AGAINST STATE FUND		
-With State Bank Of India	1,57,88,908	2,82,60,931
TOTAL	1,57,88,908	2,82,60,931

SCHEDULE 8: CURRENT ASSETS

PARTICULARS	2017-18	2016-17
1. CASH IN HAND	12,190	9,766
(Including cheque in hand worth Rs.2,440/ as on 31.03.2018 and Rs.16 as on 31.03.2017)		
2. CASH AT BANK	1,75,46,715	4,77,41,184
3. ACCRUED INTEREST ON FIXED DEPOSIT		
-With State Bank Of India	3,14,978	6,64,581
4. PREPAID EXPENSES	68,436	68,436
TOTAL	1,79,42,319	4,84,83,967

SCHEDULE 9: LOAN ADVANCE & DEPOSITS

PARTICULARS	2017-18	2016-17
1. ADVANCES		
Advance To Staff (after deduction of Rs. 105700/-)	5,83,254	13,56,945
2. TDS RECEIVABLE	82,607	82,607
3. SECURITY DEPOSITS	1,25,020	1,25,020
4. RECEIVABLE FROM DYNAMIC SERVICES	-	10
5. RECEIVABLE FROM UGC PROJECT FUND	-	6,36,654
6. RECEIVABLE FROM UGC XII PLAN	-	25,20,784
7. RECEIVABLE FROM SELF GENERATED FUND II	52,965	-
8. GRANT RECEIVABLE	2,66,31,593	-
9. LOAN TO RAMANUJAN FELLOWSHIP	3,54,832	-
TOTAL	2,78,30,271	47,22,020

SCHEDULE 10: INCOME FROM INVESTMENTS

PARTICULARS	2017-18	2016-17
INTEREST ON FIXED DEPOSIT		
(Including Interest accrued Rs.3,14,978/- in 2017-18 and Rs.6,64,581/- in 2016-17)	31,03,180	29,82,806
TOTAL	31,03,180	29,82,806

SCHEDULE 11: OTHER INCOME

PARTICULARS	2017-18	2016-17
Prior Period Items	-	147
Miscellaneous Receipts	2,123	23,088
TOTAL	2,123	23,235

[Signature]
Accounts Officer
Presidency University
Kolkata

[Signature]
28 Finance Officer
Presidency University
Kolkata



PRESIDENCY UNIVERSITY
86/1 COLLEGE STREET, KOLKATA 700 073

STATE FUND (NON PLAN)

SCHEDULE 12: STAFF PAYMENTS & BENEFITS

PARTICULARS	2017-18	2016-17
GENERAL:		
Salaries And Wages	16,05,37,260	13,01,76,538
Bonus	2,88,800	39,600
Gratuity	-	12,00,000
Leave Salary	-	34,65,343
Pension	16,95,693	10,48,267
Commuted Pension	-	37,12,570
Honorarium To Guest Teachers / Visiting Teachers	48,31,500	59,76,400
Sub Total	16,73,53,253	14,56,18,718
FRPDF:		
Testing Fees	3,804	12,000
Travel	84,813	-
Laboratory Consumables	11,01,424	24,46,249
Fieldwork Expenses	1,13,609	-
Chemicals & Glassware	11,80,789	-
Internet Charges	1,49,108	1,23,953
Sampling Analysis & Data Processing Charges	3,81,930	37,252
Staff Development Expenses (Seminar)	41,39,600	31,52,154
IT Consumables	1,38,961	1,78,058
Repairing of Laboratory Equipment	12,765	16,746
Repairing of Computer	85,132	12,000
Sub Total	73,91,935	59,78,412
TOTAL	17,47,45,188	15,15,97,130

SCHEDULE 13: ACADEMIC EXPENSES

PARTICULARS	2017-18	2016-17
Fellowship Expenses	22,68,000	41,90,644
Laboratory Expenses	3,33,486	39,224
Fieldwork	7,82,233	6,94,295
Fuel Expenses- Laboratory	8,167	11,473
Career Counselling & Placement	-	-
Convocation Expenses	12,12,774	12,94,965
Examination Expenses	26,075	35,350
Best Teacher Award	-	50,000
Chemicals Classware	5,49,757	1,55,169
Debate Expenses	4,000	-
Games & Sports	5,365	1,369
Admission Expense	9,027	-
Registration Fees	1,000	-
Winter/Summer School Programme	-	18,07,905
Inter University Academic Exchange Programme	10,22,454	6,15,826
Experimental Works	-	-
Seminar & Workshops	1,08,51,178	32,70,801
TOTAL	1,70,73,516	1,21,67,021

Daby
Accounts Officer
Presidency University
Kolkata

Alankar
Finance Officer
Presidency University
Kolkata



PRESIDENCY UNIVERSITY
86/1 COLLEGE STREET, KOLKATA 700 073

STATE FUND (NON PLAN)

SCHEDULE 14: ADMINISTRATIVE & GENERAL EXPENSES

PARTICULARS	2017-18	2016-17
Student Welfare	15,168	-
Office Maintenance	2,99,862	21,000
Gardening	15,43,331	2,22,110
Recruitment Expenses	6,90,915	10,81,501
Cultural And Ceremonial Expenses	21,34,057	3,08,36,688
Cultural & Ceremonial Expenses- SPICMACAY	-	-
Consultants & Professional Fees	2,41,69,381	2,32,73,385
Co-Curricular Activities	-	41,390
Extra Curricular Activities	2,14,388	11,59,287
Security Charges	68,08,029	51,61,854
Printing And Stationary	21,76,198	21,69,959
Advertisement And Publicity	8,82,379	2,33,07,261
Bank Charges	6,400	9,783
Meeting Expenses	15,88,184	12,68,129
Medical Expenses	6,580	20,132
Housekeeping Expenses	54,11,282	37,56,784
Staff Welfare Expenses	2,57,383	3,52,831
Internet Connection	17,22,667	11,69,475
IT Consumables	2,89,819	2,82,122
Expenses Relating to NAAC	-	4,49,639
Election Expenses	-	40,598
Telephone & Fax	3,38,543	3,23,169
Postage & Stamp	66,101	46,050
Shifting Charges	24,000	-
Travelling And Conveyance Expenses	5,35,684	2,16,480
Website Maintenance	14,868	15,66,990
Legal Expenses	23,00,012	2,60,160
Relocation Expenses	(1,76,293)	-
Rent, Rates & Taxes	5	19,765
Hostel Expenses	1,40,86,698	1,26,39,648
Electricity	19,81,260	15,39,035
Miscellaneous Expenses	88,059	14,967
TOTAL	6,74,74,960	11,12,50,192

SCHEDULE 15: TRANSPORTATION EXPENSES

PARTICULARS	2017-18	2016-17
Fuel Expenses	40,166	55,500
Bus /Car Hire Charges	63,71,668	58,75,690
TOTAL	64,11,834	59,31,190

SCHEDULE 16: REPAIR & MAINTENANCE

PARTICULARS	2017-18	2016-17
Playground	52,190	1,36,278
Plumbing	5,066	2,56,337
Equipment	72,040	-
Elevator	1,01,834	-
Electrical	7,22,729	-
Scientific Equipment	1,23,730	56,627
Furniture, Fixtures And Fittings	9,57,995	4,03,686
Office Equipment	6,02,120	1,14,051
Campus Infrastructure	9,25,020	7,36,470
Building	30,89,184	23,89,153
IT Equipment	1,30,910	-
Computer Hardware	-	1,37,530
Fire Insurance Premium	-	37,941
Others	20,21,060	10,61,618
TOTAL	88,03,878	53,29,691

Sanyal
Accounts Officer
Presidency University
Kolkata

[Signature]
Finance Officer
Presidency University
Kolkata



SELF GENERATED FUND

BALANCE SHEET AS AT 31st MARCH 2018

SOURCES OF FUNDS (LIABILITIES)		2017-18		2016-17	
SCHEDULE					
1	SELF GENERATED FUND (GENERAL FUND)	7,02,92,695			5,27,57,919
2	CAPITAL ASSETS FUND (RESTRICTED FUND)	1,67,97,245			89,81,714
3	CURRENT LIABILITIES & PROVISIONS	1,49,88,553			1,16,05,725
	TOTAL	10,20,78,493		7,33,45,358	
APPLICATION OF FUNDS (ASSETS)					
4	FIXED ASSETS				
	Tangible Assets	1,65,39,366	88,98,556		89,81,714
	Intangible Assets	2,57,879	83,158		12,09,638
5	CAPITAL WORK IN PROGRESS	1,67,97,245			3,89,42,377
6	INVESTMENT IN FIXED DEPOSITS	8,58,750			1,13,36,361
7	CURRENT ASSETS	2,13,56,897			1,28,75,268
8	LOAN, ADVANCE & DEPOSITS	6,20,78,337			
		9,87,264			
	TOTAL	10,20,78,493		7,33,45,358	

INCOME AND EXPENDITURE ACCOUNT FOR THE YEAR ENDED 31st MARCH 2018

SCHEDULE	SGF	SGF - II	2017-18	2016-17
9	400	98,40,791	98,41,191	97,81,858
10	-	28,75,827	28,75,827	37,85,559
11	15,21,439	3,78,448	18,99,887	31,79,407
12	20,22,937	17,50,840	37,73,777	27,74,262
	12,50,807	1,94,300	14,45,107	16,48,323
	47,95,583	1,50,40,206	1,98,35,789	2,11,69,409
13	-	24,04,288	24,04,288	8,16,752
14	9,446	6,14,681	6,24,127	11,62,427
15	2,505	4,23,872	4,26,377	23,19,890
16	-	52,850	52,850	1,63,488
17	-	20,400	20,400	1,80,852
4	12,50,807	1,94,300	14,45,107	16,48,323
	12,62,758	37,10,391	49,73,149	62,91,732
	35,32,825	1,13,29,815	1,48,62,640	1,48,77,677
	35,32,825	1,13,29,815	1,48,62,640	1,48,77,677



Shubh
Accounts Officer,
Presidency University,
Kolkata


Alankar
Finance Officer,
Presidency University,
Kolkata


PRESIDENCY UNIVERSITY
86/1 COLLEGE STREET, KOLKATA 700 073
SELF GENERATED FUND

RECEIPT & PAYMENT ACCOUNT FOR THE YEAR ENDED 31.03.2018

	RECEIPTS	2017-2018	2016-2017	PAYMENT	2017-2018	2016-2017
T to	GRANTS AND DONATIONS			REPAIR AND MAINTENANCE		
To	Project Overhead Grant	26,90,127	37,85,559	Building	-	1,04,723
To	RECEIPT OF SCHOLARSHIP (HDFC)	-	-	Electrical	20,400	41,529
To	SECURITY DEPOSIT RECEIVED	-	45,000	Furniture and Fixtures	-	34,500
To	OTHER INCOME			Others	-	1,80,852
To	Consultancy Services	1,25,000	6,59,252	By TRANSFER TO STUDENT'S ACTIVITIES FUND	5,10,034	2,23,850
To	Savings Interest	5,10,381	4,93,000	By TRANSFER TO SELF GENERATED FUND II	-	-
To	Hire Charges Of Auditorium/Play Ground/Convention Centre, Etc	6,70,475	1,71,000	By REPAYMENT OF EARNEST MONEY	13,72,592	32,50,844
To	Tender Fees	1,17,688	1,38,000	By RECEIVABLE FROM STUDENT'S ACTIVITIES FUND	-	400
To	Establishment Charges	1,35,000	6,53,162	By ADVANCE GIVEN	(9,06,099)	-
To	Seminar Registration Fees	1,22,553	25,000	Advances To Staff	87,990	-
To	Sale of Scrap Material	20,000	2,81,390	Advances To Suppliers	-	3,27,133
To	Sponsorship	1,97,230	62,384	By PURCHASE OF FIXED ASSETS	-	-
To	Sale of Fixed Assets	-	2,91,735	Renovation of Building	-	28,18,000
To	Sale of Merchandise	-	-	Soft Furniture	-	86,200
To	Miscellaneous Income	77,999	9,000	Utensils-Food Court	-	31,115
T to	RETENTION MONEY RECEIVED	19,76,226	10,472	By CAPITAL WORK-IN-PROGRESS	21,84,890	29,35,315
T to		2,18,489	-	By LOAN TO PU UGC PROJECTS FUND	44,620	8,31,942
T to	DEPOSIT & LOAN RECEIVED			By LOAN TO VICE CHANCELLOR'S FUND FOR EXCELLENCE	-	3,20,000
T to	Laboratory Deposits	21,16,120	9,000	By PAYABLE TO SELF GENERATED FUND	62,184	76,432
T to	Library Deposits	32,11,877	-	By PAYABLE TO VICE CHANCELLOR'S FUND FOR EXCELLENCE	8,81,825	-
T to	Scholarship-FAEA	-	15,000	By RECEIVABLE FROM STATE DEVELOPMENT (PLAN) FUND	-	1,12,38,000
T to	Scholarship- MDPC	-	9,200	By RECEIVABLE FROM PROJECT FUND	-	891
T to	INCOME FROM INVESTMENT			By DEPOSIT REFUNDED	2,97,000	5,51,000
T to	ADVANCE FROM SUPPLIER	11,000	4,09,369	Library Deposits	4,23,000	-
T to	REVERSAL OF STALE CHEQUES	32,11,877	-	By TRANSFER TO IDBI	7,20,000	-
T to	Sundry Creditors	13,000	24,200	By PAYABLE TO STUDENT'S ACTIVITIES FUND	-	3,700
T to	Liability for Expenses	4,58,08,328	8,81,825	By CREATION OF FIXED DEPOSITS	2,69,51,422	52,07,759
T to	MEDICAL INSURANCE PREMIUM RECEIVED			By PAYMENT OF CURRENT LIABILITIES	-	-
T to	MATURITY OF FIXED DEPOSITS	-	15,000	Salary TDS US 192B	-9,532	39,450
T to	PYABLE TO VICE CHANCELLOR'S FUND FOR EXCELLENCE	-	9,200	Sundry Creditors	13,680	67,034
T to	LOAN TO UGC	-	-	TDS@13%	-3,79,977	(67,034)
T to	RECEIVABLE FROM STATE GRANT- NON PLAN FUND	-	-	GST Payable	48,000	-
T to	RECEIVABLE FROM PROJECT FUND -BHASKAR GUPTA	-	-	Student Fees - Winter School Refundable	30,512	(30,512)
T to	TDS RECEIVABLE	-	-	TDS US 194J	41,640	-
T to	RECEIVABLE FROM DIFFERENT FUNDS	-	-	Tds From Suppliers	-	-
T to	Receivable From Endowment Fund	40,100	35,91,649	TDS US 194C	-332	-
T to	Receivable From PURSCOTTAM CATERERS	-	3,36,644	Liability for Expenses	(1,88,975)	-57,666
T to	Receivable From State Fund (Non-Plan)	-	20,000	By CLOSING BALANCE	-	-
T to	Receivable From Project Fund	21,84,890	200	Cash-in-hand (including Cheque in Hand Ra 4,84,761/-)	4,84,761	4,49,187
T to	Receivable From State Development (Plan) Fund	891	2,96,71,303	Cash At Bank	20,000	24,237
T to	Receivable From Students Activities Fund	400	1,34,64,281	In Current Account With SBI	3,08,45,815	40,81,951
T to				In Savings Account With SBI	2	2
				In Current Account With IDBI	1,000	1,000
				In Current Account With Axis Bank	6,10,22,881	42,36,870
				In Savings Account With Axis Bank	9,58,88,661	87,93,286
			4,77,81,774			4,77,81,774




 Accounts Officer
 Presidency University
 Kolkata


 Finance Officer
 Presidency University
 Kolkata

PRESIDENCY UNIVERSITY
86/1 COLLEGE STREET, KOLKATA 700 073

SELF GENERATED FUND

SCHEDULE 1: SELF GENERATED FUND (GENERAL FUND)

PARTICULARS	SGF	SGF- II	2017-18	2016-17
A. OPENING BALANCE OF FUND	3,33,64,385	1,93,93,534	5,27,57,919	4,06,63,452
B. ADDITION TO THE FUND:				
-Donation Received	-	8,00,000	8,00,000	-
-Creation of CWIP for the architect fees upto 31.03.16	-	-	-	8,58,750
-Liabilities for Expenses- for Stale Cheques written back	56,166	-	56,166	1,05,991
-Sundry Creditors- Stale Cheques written back	1,22,322	-	1,22,322	37,737
-Transfer from Self Generated Fund	-	-	-	80,00,000
-Net Block of Assets sold	15,01,801	-	15,01,801	-
-Transfer from IDBI	-	-	-	2
-Transfer from Own Fund	-	-	-	5,000
-Transfer from State Fund (Non Plan)	-	-	-	3,95,000
-Transfer of Interest Earned from UGC Fund	-	55,64,893	55,64,893	-
-Surplus For The Year Transferred From Income & Expenditure Account	35,32,825	1,13,29,815	1,48,62,640	1,48,77,677
TOTAL (A+B)	3,85,77,499	3,70,88,242	7,56,65,741	6,49,43,609
C. UTILIZATION OF FUND				
Capital Expenditure:				
-Fixed Assets Acquired during the Period (Net of Assets sold)	-	48,62,285	48,62,285	29,97,290
- Transfer to Confidential Fund	-	-	-	9,65,000
-Transfer to Students Activities Fund	-	5,10,034	5,10,034	2,23,400
-Transfer to DST FIST (Physics) Fund	727	-	727	-
-Transfer to Self Generated Fund - II	-	-	-	80,00,000
TOTAL (C)	727	53,72,319	53,73,046	1,21,85,690
NET BALANCE AS AT 31-3-2018 (A+B-C)	3,85,76,772	3,17,15,923	7,02,92,695	5,27,57,919

SCHEDULE 2 : CAPITAL ASSETS FUND (RESTRICTED FUND)

PARTICULARS	SGF	SGF- II	2017-18	2016-17
A. OPENING BALANCE OF FUND	70,67,122	19,14,592	89,81,714	76,32,747
B. ADDITION TO THE FUND:				
Fixed Assets transferred from Project Fund (At Net Block)	59,00,154	-	59,00,154	-
Fixed Assets Acquired During The Year (net of Assets sold)	-	48,62,285	48,62,285	29,97,290
TOTAL (A+B)	1,29,67,276	67,76,877	1,97,44,153	1,06,30,037
C. APPROPRIATION FROM FUND				
Net Block of Assets sold	15,01,801	-	15,01,801	-
Depreciation	12,50,807	1,94,300	14,45,107	16,48,323
TOTAL (C)	27,52,608	1,94,300	29,46,908	16,48,323
NET BALANCE AS AT 31-3-2018 (A+B-C)	1,02,14,668	65,82,577	1,67,97,245	89,81,714

Sahy

Accounts Officer
Presidency University
Kolkata

34

Prady
Finance Officer
Presidency University
Kolkata



PRESIDENCY UNIVERSITY
86/1 COLLEGE STREET, KOLKATA 700 073

SELF GENERATED FUND

SCHEDULE 3 : CURRENT LIABILITIES & PROVISION

PARTICULARS	SGF	SGF- II	2017-18	2016-17
CURRENT LIABILITIES				
1. SUNDRY CREDITORS				
Sundry Creditors	-	89,030	89,030	13,680
Sundry Creditors- Stale Cheque	15,000	-	15,000	1,37,322
2. DEPOSIT FROM STUDENTS				
Laboratory Deposits	14,01,000	-	14,01,000	16,98,000
Library Deposits	18,73,000	15,000	18,88,000	23,11,000
3. OTHERS				
TDS U/S 194C	469	33,667	34,136	43,039
TDS U/S 194J	750	-	750	30,512
GST Payable	4,84,761	44,780	5,29,541	-
Labour Welfare Cess- @1%	-	-	-	-
Liabilities for Expenses	-	34,55,759	34,55,759	-
Liabilities for Expenses- Stale Cheque	31,000	200	31,200	74,366
Interest Received but not Due	-	-	-	-
Profession Tax	-	820	820	-
Retention Money	22,94,128	2,28,961	25,23,089	1,13,817
Remuneration Payable	-	48,740	48,740	-
Salary Payable	-	92,137	92,137	-
Scholarship-FAEA	1,225	-	1,225	1,225
Scholarship-HDFC Bank	2,500	-	2,500	2,500
Scholarship-MDFC	19,300	-	19,300	19,300
Security Deposits	2,93,139	2,05,000	4,98,139	3,38,139
Salary TDS U/S 192B	9,532	-	9,532	-
Sales Tax Deducted at Source @3%	-	-	-	67,034
Student Fees- Winter School Refundable	-	3,000	3,000	51,000
Scholarship- Merit cum Means Payable	-	64,500	64,500	-
Payable to Vice Chancellor's Fund for Excellence	-	-	-	8,81,825
Payable to Self Generated Fund	-	-	-	62,384
Payable to State (Non Plan) Fund	-	52,965	52,965	-
Earnest Money	32,77,174	9,51,016	42,28,190	57,60,582
TOTAL	97,02,978	52,85,575	1,49,88,553	1,16,05,725

Baby
Accounts Officer
Presidency University
Kolkata

Thakur
Finance Officer
Presidency University
Kolkata



SCHEDULE 4: FIXED ASSETS (SELF GENERATED FUND)

DESCRIPTION	RATE OF DEPRECIATION	GROSS BLOCK				DEPRECIATION			NET BLOCK		
		VALUE AS AT 31.03.2017	ADDITIONS DURING YEAR	DEDUCTIONS DURING THE YEAR	VALUE AS AT 31.03.2018	ACCUMULATE D AMOUNT UPTO 31.03.2017	FOR THE YEAR	ON DEDUCTIONS DURING THE YEAR	TOTAL UP TO 31.03.2018	AS AT 31.03.2018	AS AT 31.03.2017
A. TANGIBLE ASSETS											
Audio Visual Equipment	20%	2,01,152	1,86,173	-	3,87,325	1,01,396	1,01,242	-	2,02,638	1,84,687	99,756
Building	2%	8,000	-	-	8,000	1,057	139	-	1,196	6,804	6,943
Computer Hardware	25%	16,73,487	19,55,301	1,40,800	34,87,988	11,81,599	10,70,123	71,500	21,80,222	13,07,766	4,91,888
Electrical Appliances	14.33%	8,37,944	-	7,39,000	98,944	5,10,656	46,900	5,24,576	32,980	65,964	3,27,288
Furniture & Fixtures	14.33%	47,78,228	11,497	41,98,020	5,91,705	30,49,288	2,51,580	29,79,943	3,20,925	2,70,780	17,28,940
IT Equipment	25%	88,000	43,140	-	1,31,140	45,918	21,306	-	67,224	63,916	42,082
Laboratory/Science Equipment	20%	69,33,346	93,17,465	-	1,62,50,811	52,41,473	52,87,003	-	1,05,28,476	7,72,100	16,91,873
Library Books & Digital Materials	33.33%	1,50,95,976	2,38,113	-	1,53,34,089	1,42,11,988	3,50,001	-	1,45,61,989	7,72,100	8,83,988
Office Equipment	20%	5,91,286	-	-	5,91,286	2,55,340	67,189	-	3,22,529	2,68,757	3,35,946
Plant & Machinery	20%	2,26,677	-	-	2,26,677	1,74,544	10,427	-	1,84,971	41,706	52,133
Renovation of Building*	2%	10,56,960	-	-	10,56,960	15,195	20,835	-	36,030	10,20,930	10,41,765
Sports Equipment	20%	2,11,353	-	-	2,11,353	1,56,844	10,902	-	1,67,746	43,607	54,509
Soft Furniture	14.33%	1,97,832	-	-	1,97,832	35,714	23,232	-	58,946	1,38,886	1,62,118
Utensils	25%	94,200	-	-	94,200	29,465	16,184	-	45,649	48,551	64,735
TOTAL (A)		3,19,94,441	1,17,51,689	50,77,820	3,86,68,310	2,50,10,477	72,77,063	35,76,019	2,87,11,521	99,56,789	69,83,964
B. INTANGIBLE ASSETS											
Computer Software	25%	5,69,634	3,29,680	-	8,99,314	4,86,476	1,54,959	-	6,41,435	2,57,879	83,158
TOTAL (B)		5,69,634	3,29,680	-	8,99,314	4,86,476	1,54,959	-	6,41,435	2,57,879	83,158
TOTAL (A+B)		3,25,64,075	1,20,81,369	50,77,820	3,95,67,624	2,54,96,953	74,32,022	35,76,019	2,93,52,956	1,02,14,668	70,67,122

SCHEDULE 4: FIXED ASSETS (SELF GENERATED FUND II)

DESCRIPTION	RATE OF DEPRECIATION	GROSS BLOCK				DEPRECIATION			NET BLOCK		
		VALUE AS AT 31.03.2017	ADDITIONS DURING YEAR	DEDUCTIONS DURING THE YEAR	VALUE AS AT 31.03.2018	ACCUMULATE D AMOUNT UPTO 31.03.2017	FOR THE YEAR	ON DEDUCTIONS DURING THE YEAR	TOTAL UP TO 31.03.2018	AS AT 31.03.2018	AS AT 31.03.2017
A. TANGIBLE ASSETS											
Furniture & Fixtures	14.33%	99,636	87,990	-	1,87,626	7,139	25,864	-	33,003	1,54,623	92,497
Laboratory/Science Equipment	20%	-	8,89,030	-	8,89,030	-	88,903	-	88,903	8,00,127	-
Renovation of Building	2%	18,40,500	38,85,265	-	57,25,765	18,405	79,533	-	97,938	56,27,827	18,22,095
TOTAL (A+B)		19,40,136	48,62,285	-	68,02,421	25,544	1,94,300	-	2,19,844	65,82,577	19,14,592

Note: Amount under "A" additions during the period" sub column of Gross Block includes Rs 1,86,173/- for Audio Visual Equipment, Rs. 19,55,301/- for Computer Hardware, Rs. 11,497/- for Furniture, Rs. 93,17,465/- for Lab/Science Equipment, Rs. 2,38,113/- for Library Books & Digital Materials, Rs. 43,140/- for IT Equipment and Rs. 3,29,680/- for Computer Software which were transferred from Project Fund for closure of certain projects and the figures under "For the Year" sub column of Depreciation includes the accumulated depreciation of Rs. 61,81,215/- upto 31.03.18 in respect of the said Assets .



Sabyi

Accounts Officer
Presidency University
Kolkata

Finance Officer
Presidency University
Kolkata

PRESIDENCY UNIVERSITY
86/1 COLLEGE STREET, KOLKATA 700 073

SELF GENERATED FUND

SCHEDULE 5: CAPITAL WORK IN PROGRESS

PARTICULARS	SGF	SGF- II	2017-18	2016-17
BUILDING	8,58,750	-	8,58,750	12,09,638
TOTAL	8,58,750	-	8,58,750	12,09,638

SCHEDULE 6: INVESTMENTS IN FIXED DEPOSITS

PARTICULARS	SGF	SGF- II	2017-18	2016-17
FIXED DEPOSIT WITH STATE BANK OF INDIA	-	53,72,475	53,72,475	50,00,000
FIXED DEPOSIT WITH AXIS BANK LTD	1,59,84,422	-	1,59,84,422	3,39,42,377
TOTAL	1,59,84,422	53,72,475	2,13,56,897	3,89,42,377

SCHEDULE 7 : CURRENT ASSETS

PARTICULARS	SGF	SGF- II	2017-18	2016-17
1.CASH IN HAND (Including Cheque in hand Rs. 4,84,761/-)	4,84,761	-	4,84,761	4,49,187
2. CASH AT BANK				
-In Current Account With Axis Bank Ltd	1,000	-	1,000	1,000
-In Savings Account With Axis Bank Ltd	2,96,71,303	-	2,96,71,303	42,36,870
-In Current Account With SBI	-	20,000	20,000	24,237
-In Savings Account With SBI	-	3,08,45,815	3,08,45,815	40,81,951
-In Savings Account With IDBI	2	-	2	2
3. ACCRUED INTEREST ON				
-Fixed Deposit With Axis Bank Ltd	7,68,851	2,86,605	10,55,456	25,43,115
TOTAL	3,09,25,916	3,11,52,420	6,20,78,337	1,13,36,361

SCHEDULE 8 : LOAN, ADVANCE & DEPOSITS

PARTICULARS	SGF	SGF- II	2017-18	2016-17
ADVANCE TO STAFF (After adjustment of Prov. for unadjusted old advances of Rs.85,500/-)	-	1,69,850	1,69,850	1,54,761
Loan to Project Fund	1,47,281	1,21,052	2,68,333	11,05,655
Loan to Vice Chancellor's Fund For Excellence	3,00,000	-	3,00,000	3,00,000
TDS Receivable	63,381	-	63,381	9,000
Receivable from State Fund (Non-Plan)	-	-	-	4,177
Receivable from Self Generated Fund-II	-	-	-	62,384
Receivable from Poject Fund	-	1,85,700	1,85,700	891
Receivable from State Development (Plan) Fund	-	-	-	1,12,38,000
Receivable from Students Activities Fund	-	-	-	400
TOTAL	5,10,662	4,76,602	9,87,264	1,28,75,268

SCHEDULE 9 : ACADEMIC RECEIPTS

PARTICULARS	SGF	SGF- II	2017-18	2016-17
Admission & Registration Fees	-	3,20,700	3,20,700	2,56,320
Application Fees	-	-	-	4,550
Casual Student Enrollment Fees	-	51,500	51,500	41,500
Convocation Registration Fees	-	3,41,000	3,41,000	3,13,500
Documents Verification Charges	-	84,000	84,000	66,500
Debate - Registration Fees	-	16,200	16,200	2,38,500
Examination Fees	-	12,45,675	12,45,675	13,29,325
Fees for PPR/PPS	-	61,601	61,601	52,200
Identity Card Fees	-	69,205	69,205	58,162
In-Absentia Fees	-	50,200	50,200	56,200
Migration Fees	-	1,60,000	1,60,000	1,63,700
Ph.D- Admission Fees	-	28,000	28,000	-
Ph.D- Coursework Examination Fees	-	2,60,000	2,60,000	30,000
Ph.D- Library & Misc. Fees	-	56,000	56,000	-
Ph.D- Registration Fees	-	35,000	35,000	4,76,000
Ph.D- Session Fees	-	1,50,000	1,50,000	-
Laboratory Fees	-	5,75,948	5,75,948	5,07,400
Library Fees	-	10,19,068	10,19,068	8,53,400
Library Fines	-	33,395	33,395	32,008
Sports Fees	-	2,21,600	2,21,600	1,86,636
Stipend	-	-	-	-
Students Fees-Misc	-	43,400	43,400	51,290
Student Aid Fund Fees	-	2,35,788	2,35,788	1,95,570
Student Union Fees	-	5,10,034	5,10,034	2,23,400
Transcription Fees	400	96,200	96,600	1,25,600
Transportation Fees	-	4,12,000	4,12,000	7,02,800
Tuition Fees	-	37,64,277	37,64,277	38,09,277
Other Fees	-	-	-	-
TOTAL	400	98,40,791	98,41,191	97,73,158

Accounts Officer
Accounts Officer
Presidency University
Kolkata



PRESIDENCY UNIVERSITY
86/1 COLLEGE STREET, KOLKATA 700 073
SELF GENERATED FUND

SCHEDULE 10 : GRANTS

PARTICULARS	SGF	SGF- II	2017-18	2016-17
Project Overhead Grant		28,75,827	28,75,827	37,85,559
TOTAL	-	28,75,827	28,75,827	37,85,559

SCHEDULE 11 : INCOME FROM INVESTMENTS

PARTICULARS	SGF	SGF- II	2017-18	2016-17
INTEREST ON FIXED DEPOSIT (Including Interest accrued Rs. 10,55,456/- in 2017-18 and Rs. 25,43,115/- in 2016-17)	15,21,439	3,78,448	18,99,887	31,79,407
TOTAL	15,21,439	3,78,448	18,99,887	31,79,407

SCHEDULE 12 : OTHER INCOME



PARTICULARS	SGF	SGF- II	2017-18	2016-17
INTEREST ON:				
-Savings Bank Account With Axis Bank Ltd	2,04,259	-	2,04,259	3,89,888
-Savings Bank Account With SBI	-	3,06,122	3,06,122	2,69,364
Prior Perid Items	-	-	-	9,000
Consultancy Services	-	1,25,000	1,25,000	8,000
Tender Fees	-	1,16,698	1,16,698	1,71,000
Seminar Registration Fees	-	1,22,553	1,22,553	28,000
Sale of Merchandise	-	-	-	2,91,735
Sale of Scrap Material	10,50,001	15,089	10,65,090	6,53,162
Establishment Charges	-	1,35,000	1,35,000	1,38,000
Seat Rent	-	1,97,230	1,97,230	2,81,390
Sponsorship	-	20,000	20,000	25,000
INCOME FROM LAND & BUILDING:				
-Rent of Photocopy Centre	-	1,58,400	1,58,400	66,000
-Rent of Food Court	-	4,07,923	4,07,923	3,12,000
-Rent of Play Ground	-	1,38,136	1,38,136	1,15,000
Miscellaneous Income	7,68,677	8,689	7,77,366	24,723
TOTAL	20,22,937	17,50,840	37,73,777	27,82,262

SCHEDULE 13: STAFF PAYMENTS AND BENEFITS

PARTICULARS	SGF	SGF- II	2017-18	2016-17
Staff Welfare Expenses	-	21,89,330	21,89,330	8,16,752
Salaries	-	1,41,697	1,41,697	-
Staff Development Expenses	-	73,261	73,261	-
TOTAL	-	24,04,288	24,04,288	8,16,752

SCHEDULE 14 : ACADEMIC EXPENSES

PARTICULARS	SGF	SGF- II	2017-18	2016-17
Admission Expenses	-	-	-	10,360
Debate Expenses	-	47,018	47,018	1,07,797
Travelling And Conveyance Expenses	-	-	-	-
Examination Expenses	9,446	3,19,393	3,28,839	2,52,185
Field Work	-	-	-	-
Seminar & Workshop	-	56,535	56,535	3,70,647
Seminar/Workshop-Welcome Trust/DBT-IA	-	-	-	-
Scholarship-Merit Cum Means	-	64,500	64,500	-
Inter University Academic Exchange Programme	-	-	-	2,86,600
Games & Sports	-	1,27,235	1,27,235	1,34,838
TOTAL	9,446	6,14,681	6,24,127	11,69,227



Accounts Officer **Finance Officer**
Presidency University, Kolkata **Presidency University, Kolkata**



PRESIDENCY UNIVERSITY
86/1 COLLEGE STREET, KOLKATA 700 073
SELF GENERATED FUND

SCHEDULE 15 : ADMINISTRATIVE & GENERAL EXPENSES

PARTICULARS	SGF	SGF- II	2017-18	2016-17
Travelling And Conveyance Expenses	-	1,70,548	1,70,548	32,297
Bank Charges	-	6,926	6,926	3,782
Cultural & Ceremonial Expenses	-	-	-	4,300
Extra Curricular Activities-DMD	-	-	-	1,30,000
Meeting Expenses	1,500	-	1,500	46,356
Rent, Rates & taxes	1,005	36,580	37,585	-
Hostel Expenses	-	-	-	7,950
Consultancy And Profession Fees	-	2,876	2,876	2,87,500
Printing And Stationary	-	-	-	11,935
Student Welfare	-	93,240	93,240	1,23,270
Merchandise	-	-	-	16,67,500
Miscellaneous	-	-	-	5,000
Service Charges	-	1,13,702	1,13,702	-
TOTAL	2,505	4,23,872	4,26,377	23,19,890

SCHEDULE 16 : TRANSPORTATION EXPENSES

PARTICULARS	SGF	SGF- II	2017-18	2016-17
Vehicle Hire Charges	-	52,850	52,850	1,63,488
TOTAL	-	52,850	52,850	1,63,488

SCHEDULE 17 : REPAIR & MAINTENANCE

PARTICULARS	SGF	SGF- II	2017-18	2016-17
Lab Equipment	-	20,400	20,400	41,629
Building	-	-	-	1,04,723
Others	-	-	-	34,500
TOTAL	-	20,400	20,400	1,80,852

Saha
Accounts Officer
Presidency University
Kolkata

Thakur
Finance Officer
Presidency University
Kolkata



PRESIDENCY UNIVERSITY
86/1 COLLEGE STREET, KOLKATA 700 073

CONFIDENTIAL FUND

BALANCE SHEET AS AT 31st MARCH 2018

SOURCES OF FUNDS (LIABILITIES)	SCHEDULE	2017-18	2016-17
CONFIDENTIAL FUND (DESIGNATED FUND)	1	3,03,727	1,09,589
TOTAL		3,03,727	1,09,589
APPLICATION OF FUNDS (ASSETS)	2		
CURRENT ASSETS		3,03,727	1,09,589
TOTAL		3,03,727	1,09,589

INCOME AND EXPENDITURE ACCOUNT FOR THE YEAR ENDED 31st MARCH 2018

	SCHEDULE	2017-18	2016-17
INCOME	3		
Transfer From Confidential Fund To Meet Related Expenditure		42,47,234	9,55,374
Other Income		9,372	11,919
TOTAL (A)		42,56,606	9,67,293
EXPENDITURE	4		
Academic Expenses		42,47,234	9,54,770
Administrative and General Expenses	5	-	604
TOTAL (B)		42,47,234	9,55,374
BALANCE BEING EXCESS OF INCOME OVER EXPENDITURE (A-B)		9,372	11,919
SURPLUS CARRIED FORWARD TO CONFIDENTIAL FUND		9,372	11,919

Baby
Accounts Officer
Presidency University
Kolkata

Thakur
Finance Officer
Presidency University
Kolkata



PRESIDENCY UNIVERSITY
86/1 COLLEGE STREET, KOLKATA 700 073

CONFIDENTIAL FUND

RECEIPT & PAYMENT ACCOUNT FOR THE YEAR ENDED 31.03.2018

RECEIPTS		2017-18	2016-17	PAYMENT	
To				2017-18	2016-17
OPENING BALANCE					
Cash At Bank		1,09,589	88,044		
In Savings Account With Bank Of Baroda					9,54,770
OTHER INCOME					
Saving Bank Interest		9,372	11,919	42,47,234	
EXAMINATION FUND					604
Transfer From State Fund-Non Plan		44,32,000			
Transfer From Self Generated Fund		-	9,65,000		
		45,50,961	10,64,963	3,03,727	1,09,589
				45,50,961	10,64,963



Baby's
Accounts Officer
Presidency University
Kolkata

Anubha
Finance Officer
Presidency University
Kolkata

PRESIDENCY UNIVERSITY
86/1 COLLEGE STREET, KOLKATA 700 073

CONFIDENTIAL FUND

SCHEDULE 1: CONFIDENTIAL FUND (DESIGNATED FUND)

PARTICULARS	2017-18	2016-17
A. OPENING BALANCE OF FUND	1,09,589	88,044
B. ADDITION TO THE FUND:		
-Transfer From Self Generated Fund	-	9,65,000
-Transfer From State Fund-Non Plan	44,32,000	-
-Surplus For The Year Transferred From Income And Expenditure Account	9,372	11,919
TOTAL (A+B)	45,50,961	10,64,963
C. UTILIZATION TOWARDS OBJECTIVES OF FUND:		
Revenue Expenditure transferred to Income & Expenditure		
-Academic Expenses	42,47,234	9,54,770
-Administrative and General Expenses	-	604
TOTAL (C)	42,47,234	9,55,374
NET BALANCE AS AT 31-3-2018 (A+B-C)	3,03,727	1,09,589

SCHEDULE 2 : CURRENT ASSETS

PARTICULARS	2017-18	2016-17
CASH AT BANK		
-In Savings Account With Bank Of Baroda	3,03,727	1,09,589
TOTAL	3,03,727	1,09,589

SCHEDULE 3 : OTHER INCOME

PARTICULARS	2017-18	2016-17
INTEREST ON SAVINGS ACCOUNT:		
-With Bank Of Baroda	9,372	11,919
TOTAL	9,372	11,919

SCHEDULE 4 : ACADEMIC EXPENSES

PARTICULARS	2017-18	2016-17
Confidential Expenses	42,47,234	9,54,770
TOTAL	42,47,234	9,54,770

SCHEDULE 5 : ADMINISTRATIVE & GENERAL EXPENSES

PARTICULARS	2017-18	2016-17
Bank Charges	-	604
TOTAL	-	604

S. Saha
Accounts Officer
Presidency University
Kolkata

A. K. Ghosh
Finance Officer
Presidency University
Kolkata



PRESIDENCY UNIVERSITY
86/1 COLLEGE STREET, KOLKATA 700 073

PRESIDENCY UNIVERSITY STUDENTS' ACTIVITIES FUND

BALANCE SHEET AS AT 31st MARCH 2018

SOURCES OF FUNDS (LIABILITIES)	SCHEDULE	2017-18	2016-17
STUDENTS' ACTIVITIES FUND (DESIGNATED FUND)			
CURRENT LIABILITIES & PROVISION	1	10,18,629	6,21,249
TOTAL	2	10,000	400
APPLICATION OF FUNDS (ASSETS)			
INVESTMENT		10,28,629	6,21,649
CURRENT ASSETS	3	4,00,000	-
LOAN, ADVANCE & DEPOSITS	4	4,50,229	6,20,249
TOTAL	5	1,78,400	1,400
		10,28,629	6,21,649

INCOME AND EXPENDITURE ACCOUNT FOR THE YEAR ENDED 31st MARCH 2018

	SCHEDULE	2017-18	2016-17
INCOME			
Income From Investment		21,199	-
Other Income	6	13,709	15,966
Transfer From Student's Activities Fund To Meet Related Expenditure	7	2,55,362	3,89,875
TOTAL (A)		2,90,270	4,05,841
EXPENDITURE			
Academic Expenses		2,55,326	3,89,875
Administrative And General Expenses	8	36	-
TOTAL (B)	9	2,55,362	3,89,875
BALANCE BEING EXCESS OF INCOME OVER EXPENDITURE (A-B)		34,908	15,966
SURPLUS/(DEFICIT) CARRIED FORWARD TO SELF GENERATED FUND		34,908	15,966



Sen
Accounts Officer
Presidency University
Kolkata

Sen
Finance Officer
Presidency University
Kolkata

PRESIDENCY UNIVERSITY
86/1 COLLEGE STREET, KOLKATA 700 073

STUDENTS' ACTIVITIES FUND

SCHEDULE 1: STUDENTS' ACTIVITIES FUND (DESIGNATED FUND)

PARTICULARS	2017-18	2016-17
A. OPENING BALANCE OF FUND		
B. ADDITION TO THE FUND:	6,21,249	5,79,758
- Sponsorship		
- Transfer from Self Generated Fund II	1,08,000	1,92,000
- Surplus For The Year Transferred From Income & Expenditure Account	5,10,034	2,23,400
	34,908	15,966
TOTAL (A+B)	12,74,191	10,11,124
C. UTILIZATION OF FUND		
- Transfer to Self Generated Fund-II	200	-
Revenue Expenditure transferred to Income & Expenditure		
- Academic Expenses	2,55,326	3,89,875
- Administrative and General Expenses	36	-
TOTAL (C)	2,55,562	3,89,875
NET BALANCE AS AT 31-3-2018 (A+B-C)	10,18,629	6,21,249

SCHEDULE 2 : CURRENT LIABILITIES & PROVISION

PARTICULARS	2017-18	2016-17
CURRENT LIABILITIES		
Payable to Self-Generated Fund	-	400
TDS U/S 194C	-	-
TDS U/S 194J	10,000	-
TOTAL	10,000	400

SCHEDULE 3 : INVESTMENT IN FIXED DEPOSITS

PARTICULARS	2017-18	2016-17
FIXED DEPOSITS		
- With Cananra Bank	4,00,000	-
TOTAL	4,00,000	-

SCHEDULE 4 : CURRENT ASSETS

PARTICULARS	2017-18	2016-17
1. CASH AT BANK		
- In Savings Account With Canara Bank	4,30,731	6,20,249
2. ACCRUED INTEREST ON		
- Fixed Deposit With Canara Bank	19,498	-
TOTAL	4,50,229	6,20,249

SCHEDULE 5 : LOAN, ADVANCE & DEPOSITS

PARTICULARS	2017-18	2016-17
1. TDS RECEIVABLE	1,400	1,400
2. ADVANCE TO STAFF	1,77,000	-
TOTAL	1,78,400	1,400

SCHEDULE 6 : INCOME FROM INVESTMENTS

PARTICULARS	2017-18	2016-17
Interest On Fixed Deposit	21,199	-
TOTAL	21,199	-

SCHEDULE 7 : OTHER INCOME

PARTICULARS	2017-18	2016-17
INTEREST ON:		
- Savings Bank Account With Canara Bank	13,709	14,566
Prior Period Items	-	1,400
TOTAL	13,709	15,966

SCHEDULE 8 : ACADEMIC EXPENSES

PARTICULARS	2017-18	2016-17
Freshers' Welcome Expenses	-	-
Cultural & Ceremonial Expenses	2,48,326	3,78,375
Sports & Game Expenses	7,000	11,500
Magazine	-	-
TOTAL	2,55,326	3,89,875

SCHEDULE 9 : ADMINISTRATIVE & GENERAL EXPENSES

PARTICULARS	2017-18	2016-17
IT Consumables	-	-
Bank Charges	36	-
TOTAL	36	-

[Signature]
Finance Officer
Presidency University
Kolkata

[Signature]
Accounts Officer
Presidency University
Kolkata



PRESIDENCY UNIVERSITY
86/1 COLLEGE STREET, KOLKATA 700 073

UGC FUND

BALANCE SHEET AS AT 31st MARCH 2018

	SCHEDULE	2017-18		2016-17	
		1	2	3	4
SOURCES OF FUNDS (LIABILITIES)					
UGC FUND (RESTRICTED FUND)					
DEFERRED GRANT (RESTRICTED FUND)					
CURRENT LIABILITIES					
TOTAL					
APPLICATION OF FUNDS (ASSETS)					
FIXED ASSETS (OLD)					
Tangible Assets					
Intangible Assets					
FIXED ASSETS (XI PLAN)					
Tangible Assets					
Intangible Assets					
FIXED ASSETS (UGC Project)					
Tangible Assets					
Intangible Assets					
FIXED ASSETS (XII PLAN)					
Tangible Assets					
Intangible Assets					
TOTAL FIXED ASSETS					
CAPITAL WORK-IN-PROGRESS					
CURRENT ASSETS					
TOTAL					

INCOME AND EXPENDITURE ACCOUNT FOR THE YEAR ENDED 31st MARCH 2018

	SCHEDULE	2017-18				2016-17	
		UGC OLD	UGC XI PLAN	UGC XII PLAN	UGC PROJECT	TOTAL	TOTAL
INCOME							
Transfer From UGC Fund To The Extent Of Revenue Expenditure							
Other Incomes							
Transfer From Deferred Grant To Meet Depreciation							
TOTAL (A)							
EXPENDITURE							
Staff Payments And Benefits							
Academic Expenses							
Depreciation							
TOTAL (B)							
BALANCE BEING SURPLUS CARRIED TO UGC FUND							

Accounts Officer
Presidency University
Kolkata

Accounts Officer
Finance Officer
Presidency University
Kolkata



PRESIDENCY UNIVERSITY
86/1 COLLEGE STREET, KOLKATA 700 073
UGC FUND

RECEIPT & PAYMENT ACCOUNT FOR THE YEAR ENDED 31.03.2018

RECEIPTS	2017-2018		2016-2017		PAYMENT	2017-2018		2016-2017	
To OPENING BALANCE Cash-at-Bank In Savings Account With State Bank Of India		55,42,596		1,01,45,979	By UGC FUND				
To UGC XI PLAN FUND	1461656			1,15,81,813	By UGC XI PLAN FUND	2975448			
To UGC XII PLAN FUND	24370285				By UGC XII PLAN FUND	3535496			
To UGC PROJECT FUND Project Grants	7412856	3,32,44,797			By UGC PROJECT FUND	8509811	15020755		
To RECEIVABLES FROM UGC AILEE PLAN PROJECT		2,36,29,715			By PURCHASE OF FIXED ASSETS Elevator Computer Hardware Library Books & Digital Materials	39,50,692	39,50,692	21,210	5,55,554
To OTHER INCOME Savings Bank Interest		8,96,665	6,42,939		By CAPITAL WORK-IN-PROGRESS			5,34,344	77,04,508
To RETENTION MONEY RECEIVED		17,509	3,11,857		By PAYABLE TO ENDOWMENT FUND				5,600
To LOAN FROM SELF GENERATED FUND					By PAYABLE TO STATE FUND (NON PLAN)		26,48,382		9,32,024
To CAPITAL WORK IN PROGRESS		33,76,964			By PAYABLE TO SELF GENERATED FUND		2,36,68,959		10,33,447
					By PAYABLE TO STATE DEVELOPMENT FUND		1,89,18,139		
					By RETENTION MONEY PAID		18,79,227		
					By PAYMENT TO CREDITORS Sundry Creditors Labour Welfare Cess @1% STDS@3% TDS U/S 194C	18,510 10,734 32,201 20,252	81,697	31,81,781 10,808 32,425 55,071	32,80,085
					By SELF GENERATED FUND		18,650		
					By REFUND TO UGC		8,792		
					By LOAN FROM SELF GENERATED FUND				
					By ADVANCE GIVEN TO STAFF				35,91,649
					By CLOSING BALANCE Cash-at-Bank With Saving Bank Account With State Bank Of India		5,12,953		36,000
		6,67,08,246	2,26,82,588				6,67,08,246		2,26,82,588



Alankar
Finance Officer
Presidency University
Kolkata

Diby
Accounts Officer
Presidency University
Kolkata

SCHEDULE 1: UGC FUND (RESTRICTED FUND)

PARTICULARS	2017-18			2016-17		
	UGC OLD	UGC XI PLAN	UGC XII PLAN	UGC PROJECT	TOTAL	TOTAL
A. OPENING BALANCE OF FUND	26,704	14,06,569	96,80,217	15,53,659	1,26,67,149	1,44,32,181
B. ADDITION TO THE FUND:			2,43,70,285	74,12,856	3,17,83,141	1,15,81,813
- Grants	-	-	-	-	-	16,819
- Sturdy Creditors- State Cheques written back	-	-	-	-	-	-
- Receivables UGC XII plan Grant	-	-	-	-	-	-
- Surplus During The Year Transferred From Income & Expenditure Account	-	-	-	-	-	2,36,29,715
Total (A+B)	27,442	1,07,223	7,32,455	56,249	8,96,665	6,42,939
C. UTILIZATION OF FUND	27,442	15,13,792	3,47,82,957	90,12,764	4,53,46,955	5,03,03,467
- Fixed Assets Acquired	-	-	3,12,47,461	-	3,12,47,461	3,58,92,066
- Revenue Expenditure transferred to Income & Expenditure	-	-	-	-	-	-
- Staff Payments and Benefits	-	-	-	-	-	8,97,237
- Academic Expenses	-	-	-	-	-	8,45,870
- Transfer To Project Fund	-	-	-	-	-	-
- Return To UGC, ERO	8,792	-	-	80,12,856	80,12,856	-
- Transfer To Self Generated Fund-II	18,650	-	53,34,496	4,96,955	55,64,893	1,125
TOTAL (C)	27,442	15,13,792	3,47,82,957	85,09,811	4,48,34,002	3,76,36,318
NET BALANCE AS AT 31-3-2018 (A+B-C)	-	-	-	5,12,953	5,12,953	1,26,67,149

SCHEDULE 2: DEFERRED GRANT (RESTRICTED FUND)

PARTICULARS	2017-18			2016-17		
	UGC OLD	UGC XI PLAN	UGC XII PLAN	UGC PROJECT	TOTAL	TOTAL
A. OPENING BALANCE OF FUND	16,98,758	2,77,21,785	3,00,04,508	-	5,94,25,051	3,20,20,053
B. ADDITION TO THE FUND:						
- Transfer of Fixed Assets from State Development Fund (at Net Block on 31.03.2016)	-	-	-	-	-	20,97,816
- Transfer of Fixed Assets from State Fund (Non-Plan)	-	-	-	-	-	7,77,657
- Transfer of Fixed Assets from State Development Fund	-	-	-	-	-	1,65,23,847
- Transfer of Fixed Assets from State Fund (Non-Plan) (at Net Block value on 31.03.16)	-	-	-	-	-	-
- Fixed Assets Acquired During The Year	-	-	3,12,47,461	-	3,12,47,461	1,69,19,260
Total (A+B)	16,98,758	2,77,21,785	6,12,51,969	-	9,06,72,512	6,83,38,633
C. APPROPRIATION FROM FUND						
- Depreciation	3,50,883	28,74,573	70,72,198	-	1,02,97,654	89,13,582
TOTAL (C)	3,50,883	28,74,573	70,72,198	-	1,02,97,654	89,13,582
NET BALANCE AS AT 31-3-2018 (A+B-C)	13,47,875	2,48,47,212	5,41,79,771	-	8,03,74,858	5,94,25,051

SCHEDULE 3: CURRENT LIABILITIES & PROVISION

PARTICULARS	2017-18			2016-17		
	UGC OLD	UGC XI PLAN	UGC XII PLAN	UGC PROJECT	TOTAL	TOTAL
CURRENT LIABILITIES	-	-	-	-	-	18,510
- Sundry Creditors	-	-	-	-	-	10,734
OTHER CURRENT LIABILITIES	-	-	-	-	-	18,61,718
- Labour welfare cess@1%	-	-	-	-	-	32,201
- Retention Money	-	-	-	-	-	20,252
- Sales Tax Deducted at Source @3%	-	-	-	-	-	25,20,784
- TDS U/S 194C	-	-	-	-	-	1,89,18,139
- Payable to State Fund(Non-Plan)	-	-	-	-	-	-
- Payable to State Development Fund	-	-	-	-	-	-
TOTAL	-	-	-	-	-	2,33,82,338

Alakes
Finance Officer
Presidency University
Kolkata

Sanyal
Accounts Officer
Presidency University
Kolkata



SCHEDULE 4: FIXED ASSETS (OLD)

DESCRIPTION	RATE OF DEPRECIATION	GROSS BLOCK			DEPRECIATION			NET BLOCK			
		VALUE AS AT 31.03.2017	ADDITIONS DURING YEAR	DEDUCTIONS DURING THE YEAR	VALUE AS AT 31.03.2018	ACCUMULATED AMOUNT UPTO 31.03.2017	FOR THE YEAR	ON DEDUCTIONS DURING THE YEAR	TOTAL UP TO 31.03.2018	AS AT 31.03.2018	AS AT 31.03.2017
A. TANGIBLE ASSETS:											
Audio- Visual Equipment	20%	5,28,155	-	-	5,28,155	3,45,656	36,500	-	3,82,156	1,45,999	1,82,499
Computer Hardware	25%	21,20,475	-	-	21,20,475	16,00,517	1,29,990	-	17,30,507	3,85,966	5,19,958
Furniture & Fixtures	14.33%	11,76,161	-	-	11,76,161	7,00,412	68,175	-	7,68,587	4,07,574	4,75,749
Library Books & Digital Materials	33.33%	5,14,270	-	-	5,14,270	4,30,966	27,765	-	4,58,731	55,539	83,304
Laboratory/Science Equipment	20%	11,64,933	-	-	11,64,933	9,00,623	52,862	-	9,53,485	2,11,448	2,64,310
Office Equipment	20%	1,28,917	-	-	1,28,917	90,582	7,667	-	98,249	30,666	38,335
Plant & Machinery	20%	3,78,919	-	-	3,78,919	2,64,381	22,908	-	2,97,289	9,653	1,14,538
Utensil	25%	8,850	-	-	8,850	3,042	1,452	-	4,494	4,356	5,808
TOTAL (A)		60,20,680	-	-	60,20,680	43,36,179	3,47,319	-	46,83,498	13,37,182	16,84,501
B. INTANGIBLE ASSETS:											
Computer Software	25%	98,010	-	-	98,010	83,753	3,564	-	87,317	10,693	14,257
TOTAL (B)		98,010	-	-	98,010	83,753	3,564	-	87,317	10,693	14,257
TOTAL (A+B)		61,18,690	-	-	61,18,690	44,19,932	3,50,883	-	47,70,815	13,47,875	16,98,758

SCHEDULE 5: FIXED ASSETS (XI PLAN)

DESCRIPTION	RATE OF DEPRECIATION	GROSS BLOCK			DEPRECIATION			NET BLOCK			
		VALUE AS AT 31.03.2017	ADDITIONS DURING YEAR	DEDUCTIONS DURING THE YEAR	VALUE AS AT 31.03.2018	ACCUMULATED AMOUNT UPTO 31.03.2017	FOR THE YEAR	ON DEDUCTIONS DURING THE YEAR	TOTAL UP TO 31.03.2018	AS AT 31.03.2018	AS AT 31.03.2017
A. TANGIBLE ASSETS:											
Audio- Visual Equipment	20%	12,87,000	-	-	12,87,000	8,12,560	94,888	-	9,07,448	3,79,552	4,74,440
Computer Hardware	25%	12,34,210	-	-	12,34,210	8,65,729	92,120	-	9,57,849	2,76,361	3,68,481
Fire Safety Equipment	25%	1,18,311	-	-	1,18,311	74,638	10,918	-	85,556	32,755	43,673
Furniture & Fixtures	20%	3,90,939	-	-	3,90,939	1,09,463	56,295	-	1,65,758	2,25,181	2,81,476
IT Equipment (IMF)	14.33%	7,34,403	-	-	7,34,403	3,67,154	52,627	-	4,19,781	3,14,522	3,67,249
Laboratory/Science Equipment	25%	2,42,319	-	-	2,42,319	1,52,870	22,362	-	1,75,232	67,587	89,449
Library Books & Digital Materials	20%	71,09,061	-	-	71,09,061	38,71,807	6,47,451	-	45,19,258	25,39,803	32,37,254
Renovation of Building	33.33%	1,75,58,763	-	-	1,75,58,763	1,29,60,243	15,32,687	-	1,44,92,930	30,65,333	45,98,520
Computer Software	2%	1,85,61,484	-	-	1,85,61,484	3,00,241	3,65,225	-	6,65,466	1,78,96,318	1,82,61,243
TOTAL (A)		4,72,36,490	-	-	4,72,36,490	1,95,14,705	28,74,573	-	2,23,89,278	2,48,47,312	2,77,21,785
TOTAL (A+B)		4,72,36,490	-	-	4,72,36,490	1,95,14,705	28,74,573	-	2,23,89,278	2,48,47,312	2,77,21,785



Sanyal
Accounts Officer
Presidency University
Kolkata

Sanyal
Finance Officer
Presidency University
Kolkata

SCHEDULE 6: FIXED ASSETS (XII PLAN)

DESCRIPTION	RATE OF DEPRECIATION	GROSS BLOCK				DEPRECIATION			NET BLOCK		
		VALUE AS AT 31.03.2017	ADDITIONS DURING YEAR	DEDUCTIONS DURING THE YEAR	VALUE AS AT 31.03.2018	ACCUMULATED AMOUNT UPTO 31.03.2017	FOR THE YEAR	DEDUCTIONS DURING THE YEAR	TOTAL UP TO 31.03.2018	AS AT 31.03.2018	AS AT 31.03.2017
A. TANGIBLE ASSETS:											
Audio- Visual Equipment	20%	1,34,637	-	-	1,34,637	33,703	20,187	-	53,890	80,747	1,00,934
Computer Hardware	25%	65,14,955	-	-	65,14,955	39,83,383	6,32,893	-	46,16,276	18,98,679	25,31,572
Campus IT Network	2%	42,90,460	-	-	42,90,460	15,85,232	6,76,307	-	22,61,539	20,28,921	27,05,228
Data Centre	2%	8,86,224	-	-	8,86,224	60,457	16,515	-	76,972	8,09,252	8,25,767
Electrical Appliance	14.33%	3,17,197	-	-	3,17,197	1,58,496	22,742	-	1,81,238	1,35,959	1,58,701
Elevator	20%	18,20,884	39,50,692	-	57,71,576	5,09,847	10,52,346	-	15,62,193	42,09,383	13,11,037
Electrical Installation-E-Class Room	14.33%	1,66,840	-	-	1,66,840	76,970	12,878	-	89,848	76,992	89,870
Furniture & Fixtures	14.33%	5,56,110	-	-	5,56,110	2,78,018	39,851	-	3,17,869	2,38,241	2,78,092
IT Equipment-E-Classroom	25%	9,09,451	-	-	9,09,451	5,73,736	83,929	-	6,57,665	2,51,786	3,35,715
Library Books & Digital Materials	33.33%	20,80,000	-	-	20,80,000	10,03,292	3,58,867	-	13,62,159	7,17,841	10,76,708
Laboratory/Science Equipment	20%	1,77,83,661	7,27,680	-	1,77,83,661	45,76,499	26,41,432	-	72,17,931	1,05,65,730	1,24,79,482
Office Equipment	20%	1,70,55,981	-	-	1,70,55,981	98,666	92,224	-	1,90,890	3,68,894	4,61,118
Plant & Machinery	20%	16,980	-	-	16,980	10,025	1,391	-	11,416	5,564	6,955
Renovation of Buildings	20%	46,96,820	2,65,69,089	-	3,12,65,909	2,76,646	6,19,785	-	8,96,431	3,03,69,478	44,20,174
Sports Equipment	2%	1,09,713	-	-	1,09,713	10,971	19,748	-	30,719	78,994	98,742
TOTAL (A)	20%	4,01,16,036	3,12,47,461	-	7,13,63,497	1,32,35,941	62,91,095	-	1,95,27,036	5,18,36,461	2,68,80,095
B. INTANGIBLE ASSETS:											
Computer Software	25%	57,16,503	-	-	57,16,503	25,92,090	7,81,103	-	33,73,193	23,43,310	31,24,413
TOTAL (B)		57,16,503	-	-	57,16,503	25,92,090	7,81,103	-	33,73,193	23,43,310	31,24,413
TOTAL (A+B)		4,58,32,539	3,12,47,461	-	7,70,80,000	1,58,28,031	70,72,198	-	2,29,00,229	5,41,79,771	3,00,04,508



Accounts Officer
Presidency University
Kolkata

Finance Officer
Presidency University
Kolkata

PRESIDENCY UNIVERSITY
86/1 COLLEGE STREET, KOLKATA 700 073

UGC FUND

SCHEDULE 7: CAPITAL WORK-IN-PROGRESS

PARTICULARS	2017-18				2016-17	
	UGC OLD	UGC XI PLAN	UGC XII PLAN	UGC PROJECT	TOTAL	TOTAL
Elevator Building	-	-	-	-	-	35,52,052
TOTAL	-	-	-	-	-	33,25,124
						68,77,176

SCHEDULE 8: CURRENT ASSETS

PARTICULARS	2017-18				2016-17	
	UGC OLD	UGC XI PLAN	UGC XII PLAN	UGC PROJECT	TOTAL	TOTAL
1. CASH AT BANK In Savings Account With State Bank Of India	-	-	-	5,12,953	5,12,953	55,42,596
2. RECEIVABLE UGC XII PLAN GRANT	-	-	-	-	-	2,36,29,715
TOTAL	-	-	-	5,12,953	5,12,953	2,91,72,311



Sen
Accounts Officer
Presidency University
Kolkata

Sen
Finance Officer
Presidency University
Kolkata

UGC FUND

SCHEDULE 9: OTHER INCOME

PARTICULARS	2017-18				2016-17 TOTAL
	UGC OLD	UGC XI PLAN	UGC XII PLAN	UGC PROJECT	
INTEREST ON SAVINGS ACCOUNT: - With State Bank Of India	738	1,07,223	7,32,455	56,249	6,42,939
TOTAL	738	1,07,223	7,32,455	56,249	8,96,665

SCHEDULE 10: STAFF PAYMENTS AND BENEFITS

PARTICULARS	2017-18				2016-17 TOTAL
	UGC OLD	UGC XI PLAN	UGC XII PLAN	UGC PROJECT	
Staff Development Expenses- Faculty	-	-	-	-	8,97,257
TOTAL	-	-	-	-	8,97,257

SCHEDULE 11: ACADEMIC EXPENSES

PARTICULARS	2017-18				2016-17 TOTAL
	UGC OLD	UGC XI PLAN	UGC XII PLAN	UGC PROJECT	
Seminar & Workshop	-	-	-	-	8,45,870
TOTAL	-	-	-	-	8,45,870

Sudip
Accounts Officer
Presidency University
Kolkata

Alankar
Finance Officer
Presidency University
Kolkata



ENDOWMENT FUND

BALANCE SHEET AS AT 31st MARCH 2018

SOURCES OF FUNDS (LIABILITIES)	SCHEDULE	2017-18	2016-17
ENDOWMENT FUND (RESTRICTED FUND)	1	76,18,434	74,05,652
DEFERRED DONATION (RESTRICTED FUND)	2	11,11,981	13,89,976
CURRENT LIABILITIES & PROVISIONS	3	14,84,964	14,69,637
TOTAL		1,02,15,379	1,02,65,265
APPLICATION OF FUNDS (ASSETS)			
FIXED ASSETS	4	11,11,981	13,89,976
INVESTMENT IN FIXED DEPOSITS	5	61,31,767	60,95,120
Fixed Deposits Against Endowment	6	28,55,401	26,82,168
CURRENT ASSETS	7	1,16,230	98,001
LOANS, ADVANCES & DEPOSITS			
TOTAL		1,02,15,379	1,02,65,265

INCOME AND EXPENDITURE ACCOUNT FOR THE YEAR ENDED 31st MARCH 2018

	SCHEDULE	2017-18	2016-17
INCOME			
Income From Investments	8	4,72,943	4,99,233
Other Income	9	1,11,722	1,12,026
Transfer from Deferred Grant to Meet Depreciation		2,77,995	3,47,494
TOTAL (A)		8,62,660	9,58,753
EXPENDITURE			
Academic Expenses	10	3,72,759	3,76,938
Administrative & General Expenses	11	4,142	619
Depreciation	4	2,77,995	3,47,494
TOTAL (B)		6,54,896	7,25,051
BALANCE BEING EXCESS OF INCOME OVER EXPENDITURE (A-B)		2,07,764	2,33,702
SURPLUS CARRIED FORWARD TO ENDOWMENT FUND		2,07,764	2,33,702



Balys
Accounts Officer
Presidency University
Kolkata

Shukla
Finance Officer
Presidency University
Kolkata

PRESIDENCY UNIVERSITY
86/1 COLLEGE STREET, KOLKATA 700 073
ENDOWMENT FUND

RECEIPT & PAYMENT ACCOUNT FOR THE YEAR ENDED 31.03.2018

	2017-2018		2016-2017	
	RECEIPTS	PAYMENT		
To OPENING BALANCE				
Cash-In-Hand	-		2,724	1,24,160
Cash-At-Bank	18,89,276		15,07,145	-
In Savings Account With Canara Bank	7,27,949		7,27,949	-
In Savings Account With State Bank Of India		26,17,225		2,49,083
To DONATION RECEIVED				
			21,000	98,413
To REVERSAL OF STALE CHEQUES				
Liability for Expenses			47,700	2,09,072
To RETENTION MONEY RECEIVED				
			1,73,747	3,83,679
To PAYABLE TO PRESIDENCY UNIVERSITY VICE CHANCELLOR'S FUND FOR EXCELLENCE				
		2,97,292		
To INCOME FROM INVESTMENTS				
Interest On Fixed Deposit		4,35,684		
To OTHER INCOME				
Savings Bank Interest		1,11,722		
To MATURITY OF FIXED DEPOSITS				
		19,79,136		
To RECEIVABLE FROM UGC XII PLAN				
			5,600	
To RECEIVABLE FROM VICE CHANCELLOR'S FUND FOR EXCELLENCE				
			2,94,000	
By ACADEMIC EXPENSES				
Stipend, Scholarship & Prizes				2,00,079
Advance to Soumen Mukherjee				-
Indirect Expenses				-
Scholarship- Merit Cum Means	22,37,818			
Convocation Expenses				-
NKM Memorial Seminar Seminar and Workshop	21,000			
				18,219
				1,65,381
By ADMINISTRATIVE AND GENERAL EXPENSES				
Printing Charges	47,700			
Bank Charges				4,106
				36
By PAYMENT OF CURRENT LIABILITIES				
Sundry Creditors	1,73,747			
Retention Money				14,506
Payable to Self Generated Fund II	3,69,292			
TDS U/S 194C				1,73,747
Liabilities for Expenses-State Cheque				75,464
<u>STDS@5%</u>				(564)
				800
				444
By ADVANCE GIVEN TO STAFF				
				2,64,397
By TRANSFERRED TO SELF GENERATED FUND				
				1,630
By PURCHASE OF FIXED ASSETS				
				-
By PURCHASE OF FIXED DEPOSITS				
				20,08,724
By CLOSING BALANCE				
Cash-In-Hand				-
Cash-At-Bank				-
In Savings Account With Canara Bank				-
In Savings Account With State Bank Of India				-
				22,25,930
				5,52,557
	53,95,740	54,41,059	54,41,059	26,17,225
				53,95,740



Key

Accounts Officer
Presidency University
Kolkata

[Signature]
Finance Officer
Presidency University
Kolkata

PRESIDENCY UNIVERSITY
86/1 COLLEGE STREET, KOLKATA 700 073

ENDOWMENT FUND

SCHEDULE 1: ENDOWMENT FUND (RESTRICTED FUND)

PARTICULARS	2017-18	2016-17
A. OPENING BALANCE OF FUND		
B. ADDITION TO THE FUND:	74,05,652	90,64,003
-Donations Received during the year	-	21,000
-Liabilities for Expenses- for Stale Cheques written back	5,018	
-Surplus For The Year Transferred From Income & Expenditure Account	2,07,764	
TOTAL (A+B)	76,18,434	93,18,705
C. UTILIZATION TOWARDS OBJECTIVES OF FUND:		
-Fixed Assets Acquired during the period	-	17,37,470
-Transferred to Vice Chancellor's Fund For Excellence	-	1,75,583
TOTAL (C)	-	19,13,053
NET BALANCE AS AT 31-3-2018 (A+B-C)	76,18,434	74,05,652

SCHEDULE 2 : DEFERRED DONATION (RESTRICTED FUND)

PARTICULARS	2017-18	2016-17
A. OPENING BALANCE OF FUND		
B. ADDITION TO THE FUND:	13,89,976	-
-Fixed Assets Acquired During The Year	-	17,37,470
TOTAL (A+B)	13,89,976	17,37,470
C. APPROPRIATION FROM FUND		
Depreciation	-	-
TOTAL (C)	2,77,995	3,47,494
NET BALANCE AS AT 31-3-2018 (A+B-C)	11,11,981	13,89,976

SCHEDULE 3 : CURRENT LIABILITIES & PROVISION

PARTICULARS	2017-18	2016-17
CURRENT LIABILITIES		
1. Sundry Creditors	-	14506
2. Others		
-Sales Tax Deducted at Source @5%	0	444
-TDS u/s 194C	1,956	1,392
-Retention Money	-	1,73,747
-Liabilities for Expenses- Stale Cheque	46,900	52,718
PAYABLE TO VICE-CHANCELLOR'S FUND FOR EXCELLENCE	14,36,108	12,26,830
TOTAL	14,84,964	14,69,637

Daby
Accounts Officer
Presidency University
Kolkata

Alaker
Finance Officer
Presidency University
Kolkata



PRESIDENCY UNIVERSITY
86/1 COLLEGE STREET, KOLKATA 700 073

ENDOWMENT FUND

SCHEDULE 4 - FIXED ASSETS

DESCRIPTION	RATE OF DEPRECIATION	GROSS BLOCK			DEPRECIATION			NET BLOCK			
		VALUE AS AT 31.03.2017	ADDITIONS DURING THE YEAR	DEDUCTIONS DURING THE YEAR	VALUE AS AT 31.03.2018	ACCUMULATED AMOUNT UPTO 31.03.2017	FOR THE YEAR	ON DEDUCTIONS DURING THE YEAR	TOTAL UPTO 31.03.2018	AS AT 31.03.2018	AS AT 31.03.2017
Audio Visual Equipment	20.00%	17,37,470	-	-	17,37,470	3,47,494	2,77,995	-	6,25,489	11,11,981	13,89,976
TOTAL		17,37,470	-	-	17,37,470	3,47,494	2,77,995	-	6,25,489	11,11,981	13,89,976



Balraj
Accounts Officer
Presidency University
Kolkata

Shubhojit
Finance Officer
Presidency University
Kolkata

PRESIDENCY UNIVERSITY
86/1 COLLEGE STREET, KOLKATA 700 073

ENDOWMENT FUND

SCHEDULE 5 : INVESTMENT IN FIXED DEPOSITS

PARTICULARS	2017-18	2016-17
FIXED DEPOSITS AGAINST ENDOWMENT FUND		
II) FIXED DEPOSITS WITH CANARA BANK	45,02,565	44,95,506
III) FIXED DEPOSITS WITH STATE BANK OF INDIA	16,29,202	15,99,614
TOTAL	61,31,767	60,95,120

SCHEDULE 6 : CURRENT ASSETS

PARTICULARS	2017-18	2016-17
1. CASH IN HAND	-	-
2. CASH AT BANK		
-In Savings Bank Account With Canara Bank	22,25,930	18,89,276
-In Savings Bank Account With State Bank Of India	5,52,557	7,27,949
3. ACCRUED INTEREST ON FIXED DEPOSITS WITH SBI	29,168	15,492
4. ACCRUED INTEREST ON FIXED DEPOSITS WITH CANARA BANK	47,746	49,451
TOTAL	28,55,401	26,82,168

SCHEDULE 7 : LOANS, ADVANCES & DEPOSITS

PARTICULARS	2017-18	2016-17
1. TDS RECEIVABLE	18,230	1
2. ADVANCE TO STAFF	-	-
3. RECEIVABLE FROM VICE-CHANCELLOR'S FUND FOR EXCELLENCE	98,000	98,000
TOTAL	1,16,230	98,001

SCHEDULE 8 : INCOME FROM INVESTMENTS

PARTICULARS	2017-18	2016-17
INTEREST ON FIXED DEPOSITS		
-With State Bank of India (Including Interest accrued Rs.29,168/- in 2017-18 and Rs.15,492/- in 2016-17)	1,27,703	1,51,443
-With Canara Bank (Including Interest accrued Rs.47,746/- in 2017-18 and Rs.49,451/- in 2016-17)	3,45,240	3,47,790
TOTAL (Transfer To Earmarked / Endowment)	4,72,943	4,99,233

SCHEDULE 9 : OTHER INCOME

PARTICULARS	2017-18	2016-17
INTEREST ON SAVINGS ACCOUNTS:		
-With State Bank Of India	25,369	38,062
-With Canara Bank	86,353	73,964
TOTAL	1,11,722	1,12,026

SCHEDULE 10 : ACADEMIC EXPENSES

PARTICULARS	2017-18	2016-17
Stipend, Scholarship And Prizes	2,75,543	1,42,560
Endowment Medals	-	10,800
Seminar & Workshop	97,216	2,23,578
TOTAL	3,72,759	3,76,938

SCHEDULE 11 : ADMINISTRATIVE AND GENERAL EXPENSES

PARTICULARS	2017-18	2016-17
Printing Charges	4106	-
Bank Charges	36	619
TOTAL	4,142	619

[Signature]
Accounts Officer
Presidency University
Kolkata

[Signature]
Finance Officer
Presidency University
Kolkata



PROJECT FUND

BALANCE SHEET AS AT 31st MARCH 2018

SOURCES OF FUNDS (LIABILITIES)	SCHEDULE	2017-18	2016-17
PROJECT FUND (RESTRICTED FUND)			
DEFERRED GRANT (RESTRICTED FUND)	1	5,33,83,355	7,20,31,782
CURRENT LIABILITIES AND PROVISIONS	2	9,37,82,791	9,46,64,271
	3	28,15,443	53,23,327
TOTAL		14,99,81,589	17,20,19,380
APPLICATION OF FUNDS (ASSETS)			
FIXED ASSETS			
Tangible Assets	4	9,21,25,540	9,23,36,843
Intangible Assets		16,57,251	23,27,428
CAPITAL ADVANCE	5	9,37,82,791	9,46,64,271
INVESTMENT	6	15,36,215	19,31,842
CURRENT ASSETS	7	5,15,50,179	7,80,000
LOANS, ADVANCES & DEPOSITS	8	31,12,404	6,90,88,328
TOTAL		14,99,81,589	17,20,19,380

0

INCOME AND EXPENDITURE ACCOUNT FOR THE YEAR ENDED 31st MARCH 2018

	SCHEDULE	AMOUNT	
		2017-18	2016-17
INCOME			
Transfer From Project Fund To The Extent Of Revenue Expenditure		3,95,31,250	4,36,77,762
Academic Receipts	9	1,08,559	-
Other Income	10	20,64,536	41,52,527
Income from Investment	11	2,37,289	1,61,478
Transfer From Deferred Grant To Meet Depreciation		2,39,06,109	2,09,07,242
TOTAL (A)		6,58,47,743	6,88,99,009
EXPENDITURE			
Academic Expenses	12	3,95,22,767	4,36,66,135
Administrative and General Expenses	13	8,483	11,627
Depreciation	4	2,39,06,109	2,09,07,242
TOTAL (B)		6,34,37,359	6,45,85,004
BALANCE BEING EXCESS OF INCOME OVER EXPENDITURE (A-B)		24,10,384	43,14,005
SURPLUS CARRIED FORWARD TO PROJECT FUND		24,10,384	43,14,005



Accounts Officer
Presidency University
Kolkata

[Signature]
Finance Officer
Presidency University
Kolkata

SL. NO.	TITLE OF THE PROJECT	PRINCIPAL	FUNDING AUTHORITY	NAME OF THE BANK	ACCOUNT NUMBER	BALANCE AS ON 31.03.17	RECEIPTS (2017-18)	PAYMENTS (2017-18)	BALANCE AS ON 31.03.18
1	Research fellowship grant for various research scholars	Various	CSIR	SBI	10444442350	10,48,441	24,165	5,08,455	5,64,151
2	Various Projects	Various	UGC	SBI	3016395939	67,21,925	72,92,742	76,33,801	63,90,866
3	Various Projects	Various	DBT STAR	SBI	30760378201	93,584	5,51,094	3,44,023	1,06,565
4	Various Projects	Ghritam Deb and Pabul Dhangra	MOES/DST KITCH	SBI	3085559887	9,46,669	10,02,637	13,37,889	4,18,027
5	Various Projects	Bhaskar Gupta and Adhir Chandra Manna	DBT-ROVY (Common)	SBI	3237489451	76,13,963	87,23,665	82,95,908	80,43,720
6	Various Projects	Various	DST COMMON	SBI	32409404301	1,19,30,244	2,99,07,532	2,21,81,602	1,96,56,195
7	Its assembly in hominoids.....	Mitra Deb	DST	Bank of Baroda	25010000942	1,562	60	1,622	1,622
8	Its assembly in hominoids.....	Aditi Murali	WOS DST	Indian Bank	6020834621	3,799	145		3,944
9	Sedimentary provenance analyses... Koojpur, Orissa Pradesh	Shampa Ghosh	DST WOS	Axis	91101004805739	663	25		688
10	Structural control of unconformity-prone... Andhra Pradesh	Goutam Ghosh	BRNS	Bank of Baroda	250100009911	1,68,639	8,188	1,76,192	655
11	Physiological aspects and ... two donors and one recipient			Bank of Baroda	250100009917	65,182	2,509		67,691
12	Structure on structural perturbations... beta peptides and peptides	D.K. Mandal	Emerit Fel CSIR	Bank of Baroda	250100009988	17,105	658		17,763
13	Emerita proteinase foldability	Tribhuvan Mishra	CSIR	Bank of Baroda	250100010063	4,397	169	4,566	
14	Emerita proteinase foldability	Sanghi Banerji	Emerit Fell UGC	Bank of Baroda	250100010064	5,333	206	5,539	
15	Denial of biological unity of multi-surface waterfalls... Florida, Balkans and Bilibium districts	H.N.Bhattacharya	WBDST	Bank of Baroda	250100010044	21,91,949	84,393		22,76,342
16	Development of RNA... information database	Abhinav Datta	RNAIDDB	Indian Bank	6020804287	15,948	6,69,617		6,23,265
17	Various Projects	Various	Miscellaneous Project Fund	SBI	1044444329	59,28,321	69,69,314	96,05,413	32,92,222
18	DST FST Geology		DST	SBI	1044444079	10,598	395		10,993
19	DST FST Physics		DST	SBI	1044444080	79,77,943	1,64,035	52,09,035	23,32,943
20	DST FST Chemistry		DST	SBI	1044444082	1,85,62,741	1,61,23,547	3,34,10,685	12,75,603
21	DST FST Biological Sciences		DST	SBI	1044444073	11,01,579	42,087	14,266	11,29,400
22	DST FST Geographical Physiology		DST	SBI	30129616667	3,88,740	8,10,831	9,10,479	2,89,092
23	Polysaccharide hybrid nanocomposites (PBRNC)... materials	Mohal Biswas	CSIR	SBI	1044444119	92	4		96
24	Petrological geochemical and ... in Eastern India shield	Piyali Sengupta	DST WOS	SBI	1044444120	3,546	132		3,678
25	Structural and tectonic ... erinite-micrite belt	Goutam Ghosh	DST	SBI	30065107110	1,324	49		1,373
26	Mobilization of an Archaean... Tamba-Bangali, Orissa	Sankar Bose	CSIR	SBI	30085605186	21,419	798		22,217
27	Creation of Bioinformatics ... BTIS net	A.Datta	DRD	SBI	30091954859	113,531	4,234		1,17,565
28	Various Projects	Various	JRNS Common	SBI	30636614151	23,56,503	4,10,891	3,58,937	24,08,437
29	Photoinduced energy transfer... with other molecules	S. Ghosh	DST	SBI	3076037671	37,737	1,406		39,143
30	Structural and tectonic control of albite related granitoid... northern Rajasthan	S K Ray	BRNS	SBI	30068370230	598	22		620
31	Natural geosynclinal and facies mapping on SAGD00, India	A. Chatterjee	NRSC	SBI	31080326982	1,758	67		1,825
32	Biomineral and geochemical ... nature of subaqueous marine	D.K. Paul	DST	SBI	31302486214	3,676	138		3,814
33	Production of fungal biomass and ... from wastes	Rimanti Roy	DRDO	SBI	3133944866	673	25		698
34	Synthesis, characterization and evaluation... metalized oxides	Uday Chandra Ghosh	CSIR	SBI	31356154615	189	8		197
35	Ground water quality... Rajar Ghatki National Drinking Water Mission	A. Chatterjee	RGNDM	SBI	31902224405	7,893	294		8,187
36	Evolution of Chitralinger and Holenahapur... Karnataka	H.N.Bhattacharya	DST	SBI	31917131783	16,383	610		16,993
37	Understanding crustal evolution of... Singhpur Ghat	J. Mukhopadhyay	FEMS	SBI	3202165534	79,844	2,974		82,818
38	Research associates fellowship	T.D. Jha	DST	SBI	3203365441	3,915	146		4,061
39	Culture... around Kolkata	Bhaskar Gupta	WBHS	SBI	3214838041	35,206	1,311		36,517
40	Choice Consideration... Program	S. Chakraborty	DST-MTI	SBI	32415071380	1,608	59		1,667
41	Development of... preference	Moumit Datta	ICSSR	SBI	3241983632	1,483	55		1,538
42	Studies towards the synthesis... thiophene analogs	Gandhi Kumar Kar	DST	SBI	32444993358	9,427	365		10,192
43	Molecular analysis of pathogen... India rice	Bhaskar Gupta	WBDST	SBI	32449940445	46,568	1,735		48,303
44	An epigenetic study of occupational health problems... suggestive transal mutations	Bijeti Bandyopadhyay	DST WOS	SBI	3245962136	25,539	952		26,511
45	Studies on the neurosecretory... phases	Debabrata Dey	UGC	SBI	32460676260	4,638	173		4,811
46	Identification of Conserved Respiratory RNA... Inhibitors Actinators	A. Datta	ICMR	SBI	32513869200	3,804	142		3,946
47	Paleontological... occurrences	Goutam Deb	MOES	SBI	32611674538	619	24		643
48	Lunar Geology... Oriental Basin	Nikhil Dasgupta	ISRO	SBI	32664681384	10,316	385		10,701
49	Various Projects	Various	DST Ramangini Common UGC	SBI	32664684602	4,92,316	4,23,241	7,25,345	1,40,212
50	UGC CAS E Geology	Various	UGC	SBI	32664684671	2,99,388	1,408,390	6,17,581	1,40,212
51	DIT Dhillier	J. Mukhopadhyay	DIT	SBI	0000003374400327	5,02,276	20,694	4,97,133	11,30,197
52	UGC - BR	Various	UGC	SBI	30326573843	497	18		33,837
53	FAEA			SBI	31612567271	5,92,868	6,27,173	4,07,069	7,28,032
54	NNS Grant			SBI	10444444095	1,15,526	1,10,698	90,250	1,55,864
GRAND TOTAL						6,90,80,224	7,55,48,067	9,28,78,612	5,15,56,179

(Signature)
Finance Officer
Presidency University
Kolkata

(Signature)
Accounts Officer
Presidency University
Kolkata



PRESIDENCY UNIVERSITY
86/1 COLLEGE STREET, KOLKATA 700 073

PROJECT FUND
SCHEDULE 1: PROJECT FUND (RESTRICTED FUND)

PARTICULARS	2017-18	2016-17
A. BALANCE AS AT BEGINNING OF THE YEAR		
B. ADDITION TO THE FUNDS:	7,20,31,782	8,35,01,179
Grants		
Seminar Grants	4,89,48,890	6,42,02,495
NSS Grants	3,08,000	1,89,000
Liabilities for Expenses- for Stale Cheques written back	1,06,875	1,06,875
Transfer From IDBI	11	
Transfer From State Fund	-	-
Transfer From Self Generated Fund	-	-
Surplus For The Period Transferred From Income And Expenditure Account	24,10,384	43,14,005
TOTAL (A+B)	12,38,05,942	15,23,13,554
C. UTILIZATION OF FUND		
Transfer to IDBI		
Capital Expenditure		
-Fixed Assets Acquired During The Period		
Revenue Expenditure transferred to Income & Expenditure	2,89,24,783	3,29,28,697
-Academic Expenses		
-Administrative and General Expenses	3,95,22,767	4,36,66,135
-Transfer To Project Fund -DST Fist Physics	8,483	11,627
-Transfer To Presidency University Own Fund	-	-
D. REFUND OF GRANT TO FUNDING AUTHORITY		
	19,66,554	36,75,313
TOTAL (C)	7,04,22,587	8,02,81,772
NET BALANCE AS AT 31-3-2018 (A+B-C)	5,33,83,355	7,20,31,782

SCHEDULE 2: DEFERRED GRANT(RESTRICTED FUND)

PARTICULARS	2017-18	2016-17
A. BALANCE AS AT BEGINNING OF THE YEAR		
B. ADDITION TO THE FUND:	9,46,64,271	8,18,76,673
-Fixed Assets Acquired During The Period		
Addition due to coversion of Lab/Science Equipment to Renovation of Building	2,89,24,783	3,29,28,697
	-	7,73,506
TOTAL (A+B)	12,35,89,054	11,55,78,876
C. APPROPRIATION FROM FUND		
Depreciation		
Fixed Assets transferred to Self Generated Fund I (At Net Block)	2,39,06,109	2,09,07,117
	59,00,154	7,488
TOTAL (C)	2,98,06,263	2,09,14,605
NET BALANCE AS AT 31-3-2018 (A+B-C)	9,37,82,791	9,46,64,271

SCHEDULE 3-CURRENT LIABILITIES AND PROVISIONS

PARTICULARS	2017-18	2016-17
CURRENT LIABILITIES		
TDS U/S 194C	2,485	42
TDS U/S 194J	1,750	-
Salary TDS U/S 192B	-	10,000
Professional Tax	600	600
Sundry Creditors	3,31,303	3,06,358
Sundry Creditors-Stale Cheque	1,39,745	12,742
Fellowship / Manpower Outstanding	10,07,625	6,97,181
Honorarium/Stipend Payable	-	18,000
Salary Payable	2,79,644	2,82,747
GPF Payable	-	3,000
Mediclaim Payable	2,788	500
GST Payable	20,090	-
Liability For Expenses	98,888	5,036
Liability For Expenses-Stale Cheque	94,838	94,849
Loan From Self Generated Fund	1,47,281	10,29,223
Loan From Self Generated Fund II	1,21,052	76,432
Loan From State Fund (A/C No..7165)	3,54,832	-
Payable to PU Self Generated Fund A/C	1,85,700	891
Payable to State Fund (Non Plan)	-	6,36,654
Payable to DBT Project- Dr. Sanghamitra Dey	-	2,875
Payable to DST Project- Dr. Sanghamitra Dey	-	16,25,164
Payable to Misc Project	-	4,258
Retention Money / Security Deposit	26,822	5,16,775
TOTAL	28,15,443	53,23,327


Accounts Officer
Presidency University
Kolkata


Finance Officer
Presidency University
Kolkata



PRESIDENCY UNIVERSITY
86/1 COLLEGE STREET, KOLKATA 700 073

PROJECT FUND

SCHEDULE 4 - FIXED ASSETS

DESCRIPTION	RATE OF DEPRECIATION	GROSS BLOCK				DEPRECIATION				NET BLOCK	
		VALUE AS AT 31.03.2017	ADDITIONS DURING THE YEAR	DEDUCTIONS DURING THE YEAR	VALUE AS AT 31.03.2018	ACCUMULATED AMOUNT UPTO 31.03.2017	FOR THE YEAR	ON DEDUCTION DURING THE YEAR	TOTAL UPTO 31.03.2018	AS AT 31.03.2018	AS AT 31.03.2017
TANGIBLE ASSETS											
Audio- Visual Equipment	20%	2,56,023	16,150	1,86,173	86,000	91,263	34,567	81,291	44,539	41,461	1,64,760
Computer Hardware	25%	82,82,626	15,96,750	19,55,822	79,23,554	29,55,871	17,19,826	9,47,151	37,28,546	41,95,008	53,26,755
Equipment	20%	-	1,01,414	1,545	99,869	-	19,974	-	19,974	79,895	-
Furniture, Fixtures And Fittings	14.33%	10,74,286	29,585	11,497	10,92,374	3,64,885	1,03,776	3,823	4,64,838	6,27,537	7,09,402
IT Equipment	25%	10,59,371	1,13,855	43,140	11,30,086	7,00,440	1,15,787	10,785	8,05,442	3,24,644	3,58,931
Library Books & Digital Materials	33.33%	15,42,104	6,38,281	2,38,113	19,42,272	9,31,396	3,57,265	55,368	12,33,293	7,08,979	6,10,708
Laboratory/Science Equipment	20%	13,29,97,834	2,53,07,583	93,17,465	14,89,87,952	5,28,63,309	2,08,44,335	49,48,628	6,87,59,016	8,02,28,936	8,01,34,525
Office Equipment	20%	41,499	-	-	41,499	26,127	3,074	-	29,201	12,298	15,372
Renovation of Building	2%	51,67,760	10,00,727	-	61,68,487	1,51,370	1,10,335	-	2,61,705	59,06,782	50,16,390
TOTAL(A)		15,04,21,503	2,88,04,345	1,17,53,755	16,74,72,093	5,80,84,660	2,33,08,939	60,47,046	7,53,46,553	9,21,25,540	9,23,36,843
INTANGIBLE ASSETS											
Computer Software	25%	40,36,686	1,22,504	3,29,680	38,29,510	17,09,258	5,97,170	1,34,169	21,72,259	16,57,251	23,27,428
TOTAL(B)		40,36,686	1,22,504	3,29,680	38,29,510	17,09,258	5,97,170	1,34,169	21,72,259	16,57,251	23,27,428
TOTAL		15,44,58,190	2,89,26,849	1,20,83,435	17,13,01,604	5,97,93,919	2,39,06,109	61,81,215	7,75,18,813	9,57,82,791	9,46,64,271

Note: Amount under "Deductions during the Period" sub column of Gross Block includes Rs 1,86,173/- for Audio Visual Equipment, Rs. 19,55,301/- for Computer Hardware, Rs. 11,497/- for Furniture, Rs. 93,17,465/- for Lab/Science Equipment, Rs. 2,38,113/- for Library Books & Digital Materials, Rs. 43,140/- for IT Equipment and Rs. 3,29,680/- for Computer Software which were transferred to Self Generated Fund I for closure of certain projects and the figures under "Deductions during the Period" sub column of Depreciation includes the accumulated depreciation of rs. 61,81,215 upto 31.03.18 in respect of the said Assets.



Saby:
Accounts Officer
Presidency University
Kolkata

Shukla
Finance Officer
Presidency University
Kolkata

PRESIDENCY UNIVERSITY
86/1 COLLEGE STREET, KOLKATA 700 073

PROJECT FUND
SCHEDULE 5- CAPITAL ADVANCE

PARTICULARS	2017-18	2016-17
Capital Advance To Suppliers Against Scientific Equipment	15,36,215	19,31,842
TOTAL	15,36,215	19,31,842

SCHEDULE 6-INVESTMENT

PARTICULARS	2017-18	2016-17
FIXED DEPOSIT (MARGIN MONEY)	-	7,80,000
TOTAL	-	7,80,000

SCHEDULE 7- CURRENT ASSETS

PARTICULARS	2017-18	2016-17
I. CASH AT BANK		
Axis Bank A/C No-911010048056739(DST WOS/3)		
Subtotal	688	663
Bank Of Baroda A/C No-00250100009917(Emiret/3)	688	663
Bank Of Baroda A/C-00250100009988(CSIR 1)	67,691	65,182
Bank Of Baroda A/C No-00250100010044(WB DST)	17,763	17,105
Bank Of Baroda A/C No-00250100010063(Emiret/2)	22,76,342	21,91,949
Bank Of Baroda A/C No-00250100010064(Emiret/1)	4,566	4,397
Bank Of Baroda A/C-00250100009911(BRNS 1)	5,539	5,333
Bank of Baroda A/C -00250100009842(Meera Dey)	655	1,68,659
Subtotal	1,622	1,562
Indian Bank A/C No: 6020834621(WOS DST Aditi Mondol)	23,74,178	24,54,187
Indian Bank A/C No. 6020804787 (RNAIIBD)	3,944	3,799
Subtotal	6,25,565	15,948
State Bank Of India A/C No. 10444444095 (NSS Grant)	6,29,509	19,747
State Bank Of India A/C No: 31612567271 (FAEA)	1,55,884	1,35,526
State Bank Of India A/C No-10444442350(CSIR Common Project Fund)	7,28,032	5,92,868
State Bank Of India A/C No. 30165395939(UGC Common)	5,64,151	10,48,441
State Bank Of India A/C No-30855559847[MOES/DST Kutch (Common)]	63,90,866	67,31,925
State Bank Of India A/C No-30639614151(BRNS Common)	4,14,627	9,46,469
State Bank Of India A/C No 32374894551 (DBT-Common)	24,08,437	23,56,503
State Bank Of India A/C No. 32409404301 (DST Common)	80,43,720	76,13,963
State Bank Of India A/C- 10444442429 (CSIR-Miscellaneous Project Fund)	1,96,56,195	1,19,30,244
State Bank Of India A/C No. 32664684602 (DST Ramanujan Common)	32,92,222	59,28,321
State Bank Of India Ac No32513869200(ICMR)	1,40,212	4,92,316
State Bank Of India A/C No-30085605186(CSIR/5)	3,946	3,804
State Bank Of India A/C No.32468636560(UGC RGNF)	22,217	21,419
State Bank Of India A/C No 32668544671 (UGC CAS II Geology)	4,811	4,638
State Bank Of India A/C No-1044444119(CSIR/4)	11,30,197	3,45,222
State Bank Of India A/C No-1044444120(DST WOS/5)	96	92
State Bank Of India A/C No-30045107110(DST/7)	3,678	3,546
State Bank Of India A/C No 30326573843 (UGC BSR)	1,373	1,324
State Bank Of India A/C No-30760537671(DST/4)	515	497
State Bank Of India A/C No30760538201(DBT Star College)	39,143	37,737
State Bank Of India A/C No-30968370230(BRNS/2)	1,00,565	93,584
State Bank Of India A/C No-31080326982(NRSC)	620	598
State Bank Of India A/C No- 31302486214(DST/6)	1,825	1,758
State Bank Of India A/C No-31339148466(DRDO)	3,814	3,676
State Bank Of India A/C No-31356154615(CSIR/3)	698	673
State Bank Of India A/C No-31902224405(RGNDM)	197	189
State Bank Of India A/C No-32012165554(FEMS)	8,187	7,893
State Bank Of India A/C-32053365441(DBI 1)	82,818	79,844
State Bank Of India A/C No. 32444993358 (DST/8)	4,061	3,915
State Bank Of India A/C No 32444994045 (WBDST Bhaskar Gupta)	10,192	9,827
State Bank Of India A/C No. 32455962156 (Bijetri Bandhopadhyay)	48,303	46,568
State Bank Of India A/C No.32611674538 (MOES Gautam Deb)	26,511	25,559
State Bank Of India A/C No.32664681384 (ISRO)	643	619
State Bank Of India A/C No-32374838041 (WBBB)	10,701	10,316
State Bank Of India A/C No-30091958859(BIF)	36,517	35,206
State Bank Of India A/C No. -00000033774400527 (DBT Bid)	1,17,765	1,13,531
State Bank Of India Ac No.10444444073 (DST-FIST- DBS/BOTANY)	33,837	5,02,276
State Bank Of India A/C No. 10444444062 DST FIST Chemistry)	11,29,400	11,01,579
State Bank Of India A/C No. 30119616067 DST FIST Geography/Physiology)	12,75,603	1,85,62,741
State Bank Of India A/C No. 10444444039 DST FIST Geology)	2,89,092	3,88,740
State Bank Of India A/C No. 10444444040 (DST FIST PHYSICS)	10,993	10,598
State Bank Of India A/C No-31917131783(DST/2)	23,32,943	73,77,943
State Bank Of India A/C No. 32419838032 (ICSSR)	16,993	16,383
State Bank Of India A/C No. 32415073380 (DST-WTI)	1,538	1,483
Subtotal	1,667	1,608
2. CHEQUE IN HAND		
3. ACCRUED INTEREST ON FIXED DEPOSITS		
TOTAL	5,15,50,179	6,65,91,960

[Signature]
Accounts Officer
Presidency University
Kolkata

[Signature]
Finance Officer
Presidency University
Kolkata



PRESIDENCY UNIVERSITY
86/1 COLLEGE STREET, KOLKATA 700 073

PROJECT FUND

SCHEDULE 8- LOANS, ADVANCES & DEPOSITS

PARTICULARS	2017-18	2016-17
1.ADVANCE TO PRINCIPAL INVESTIGATORS	25,51,025	26,03,789
2.RECEIVABLES		
i) Receivable from State Fund (Non-Plan)	-	2,70,655
ii) Receivable from DST FIST Geography	-	4,258
iii) Receivable from DST Sanghamitra Dey	-	2,875
iv) Receivable from Misc Projects	-	16,25,164
v) Receivable from Vendor	-	40
vi) Receivable from UGC Direct Fellowship	44,620	10,44,158
vii) Receivable from DST Ramanujan Fellowship	4,74,759	-
3.SPONSORSHIP RECEIVABLE	31,500	-
4.TDS Receivable	10,500	4,000
TOTAL	31,12,404	55,54,939

5,15,49,879

SCHEDULE 9- ACADEMIC RECEIPTS

PARTICULARS	2017-18	2016-17
Registration Fees-Debate	1,08,559	-
TOTAL	1,08,559	-

SCHEDULE 10- OTHER INCOME

PARTICULARS	2017-18	2016-17
INTEREST ON SAVINGS ACCOUNTS:		
- With State Bank Of India	17,61,486	38,26,388
- With Axis Bank	25	26
- With Bank Of Baroda	95,109	1,12,676
- With Indian Bank	9,762	1,391
Seminar Registration Fees	3,051	-
Sponsorship	1,95,000	2,00,000
Miscellaneous Receipts	103	12,046
TOTAL	20,64,536	41,52,527

SCHEDULE 11- INCOME FROM INVESTMENT

PARTICULARS	2017-18	2016-17
INTEREST ON FIXED DEPOSITS (Including Interest accrued Rs. 26,601/- in 2015-16)	2,37,289	1,61,478
TOTAL	2,37,289	1,61,478

SCHEDULE 12- ACADEMIC EXPENSES

PARTICULARS	SUB-SCHEDULE	2017-18	2016-17
Travel And Fieldwork	1	16,08,239	22,40,552
Overhead	2	28,75,827	37,85,559
Consumables	3	85,55,441	96,44,183
Fellowship And Manpower	4	2,22,12,505	2,38,87,114
Contingency	5	42,70,755	41,08,727
TOTAL		3,95,22,767	4,36,66,135

SUB-SCHEDULE 12/1-TRAVEL AND FIELDWORK

PARTICULARS	2017-18	2016-17
Field Work Expenses	-	-
Accommodation In Brazil	60,120	1,89,983
Accommodation In Guest House In Japan	40,559	-
Air Fare	2,74,191	3,55,724
Living Allowance In Brazil	27,831	1,12,308
Living Allowance In Japan	18,000	-
Local Teavel in Brazil	12,024	-
Local Teavel in Japan	1,500	-
Travelling And Conveyance	11,74,014	15,82,537
TOTAL	16,08,239	22,40,552

SUB-SCHEDULE 12/2-OVERHEAD

PARTICULARS	2017-18	2016-17
Overhead Expenses	28,75,827	37,85,559
TOTAL	28,75,827	37,85,559

Debjyoti
Accounts Officer
Presidency University
Kolkata

Arundhan
Finance Officer
Presidency University
Kolkata



PRESIDENCY UNIVERSITY
86/1 COLLEGE STREET, KOLKATA 700 073

PROJECT FUND

SUB-SCHEDULE 12/3-CONSUMABLES

PARTICULARS	2017-18	2016-17
IT Consumables	-	-
Lab Consumables	85,55,441	96,44,183
TOTAL	85,55,441	96,44,183

SUB-SCHEDULE 12/4-FELLOWSHIP AND MANPOWER

PARTICULARS	2017-18	2016-17
Fellowship & Manpower	2,22,12,505	2,38,87,114
TOTAL	2,22,12,505	2,38,87,114

SUB-SCHEDULE 12/5-CONTINGENCY

PARTICULARS	2017-18	2016-17
Analytical Charges	4,16,848	4,72,145
Audit Fees	-	-
Fabrication & Installation Charges	-	-
Contingency Expenses	27,42,833	27,98,845
Meeting Expenses	18,390	34,138
Boat Hiring	1,82,800	90,000
Visa Fees	1,460	-
Repairing & Maintaince of Scientific Equipment	1,69,690	31,050
Visiting Fellows	24,467	3,674
Glassware & Chemicals	90,428	9,572
Honorarium/Stipend-PI	54,000	3,68,333
Part Time Asst/Hiring Charges	-	-
Overseas Medical Insurance	4,670	-
Source Matarial/Software Database	-	-
NSS Expenses	90,250	61,277
Computer Expenses	-	-
Seminar & Workshop Expenses	4,74,919	2,39,693
Postage	-	-
Printing & Stationery	-	-
TOTAL	42,70,755	41,08,727

SCHEDULE 13- ADMINISTRATIVE AND GENERAL EXPENSES

PARTICULARS	2017-18	2016-17
Bank Charges	6,007	10,963
DD Charges	2,476	664
TOTAL	8,483	11,627

Saha
Accounts Officer
Presidency University
Kolkata

Alankar
Finance Officer
Presidency University
Kolkata



PRESIDENCY UNIVERSITY
86/1 COLLEGE STREET, KOLKATA 700 073

PRESIDENCY UNIVERSITY VICE CHANCELLOR'S FUND FOR EXCELLENCE

BALANCE SHEET AS AT 31st MARCH 2018

SOURCES OF FUNDS (LIABILITIES)		SCHEDULE	2017-18	2016-17
PRESIDENCY UNIVERSITY VICE CHANCELLOR FUND FOR EXCELLENCE (RESTRICTED FUND)				
DEFERRED DONATION		1	8,59,86,911	8,31,54,096
CURRENT LIABILITIES & PROVISION		2	55,52,873	24,72,964
TOTAL		3	19,27,923	13,74,445
APPLICATION OF FUNDS (ASSETS)				
FIXED ASSETS			9,34,67,707	8,70,01,505
CAPITAL WORK IN PROGRESS		4	55,52,873	24,72,964
INVESTMENT IN FIXED DEPOSITS		5	0	22,34,451
CURRENT ASSETS		6	8,12,97,556	7,65,58,634
LOAN, ADVANCE & DEPOSITS		7	51,12,848	36,18,479
TOTAL		8	15,04,430	21,16,977
			9,34,67,707	8,70,01,505

INCOME AND EXPENDITURE ACCOUNT FOR THE YEAR ENDED 31st MARCH 2018

INCOME		SCHEDULE	2017-18	2016-17
Transfer From VC Fund For Excellence To The Extent of Revenue Expenditure			65,27,211	1,01,49,597
Income From Investment			66,23,244	67,49,196
Other Income			66,032	73,709
Transfer from Deferred Donation to Meet Depreciation			3,59,341	1,18,151
TOTAL (A)			1,35,75,828	1,70,90,653
EXPENDITURE				
Staff Payments & Benefit		11	50,21,719	73,20,000
Academic Expenses		12	10,89,758	8,51,493
Administrative & General Expenses		13	4,15,734	19,78,104
Depreciation		4	3,59,341	1,18,151
TOTAL (B)			68,86,552	1,02,67,748
BALANCE BEING EXCESS OF INCOME OVER EXPENDITURE (A-B)			66,89,276	68,22,905
SURPLUS CARRIED FORWARD TO PRESIDENCY UNIVERSITY VICE CHANCELLOR'S FUND FOR EXCELLENCE				
			66,89,276	68,22,905



Baby.
Accounts Officer
Presidency University
Kolkata

Auditor
Finance Officer
Presidency University
Kolkata

PRESIDENCY UNIVERSITY
86/1 COLLEGE STREET, KOLKATA 700 073

PRESIDENCY UNIVERSITY VICE CHANCELLOR'S FUND FOR EXCELLENCE
SCHEDULE 1: PRESIDENCY UNIVERSITY VICE CHANCELLOR'S FUND FOR EXCELLENCE (RESTRICTED FUND)

PARTICULARS	2017-18		2016-17		TOTAL
	ENDOWMENT FUND	NON-ENDOWMENT FUND	ENDOWMENT FUND	NON-ENDOWMENT FUND	
A. OPENING BALANCE OF FUND					
B. ADDITION TO THE FUND:					
-Donation Received	-	61,10,000		8,20,000	8,72,75,672
-Transferred from Endowment Fund	-	-	1,75,583	-	8,20,000
-Transferred from Self Generated Fund	-	-	-	-	1,75,583
-Surplus For The Year Transferred From Income And Expenditure Account	-	-	-	-	-
TOTAL (A+B)		66,89,276	1,75,583	-	68,22,905
C. UTILIZATION TOWARDS OBJECTIVES OF FUND:		9,59,53,372	8,20,000		9,50,94,160
Capital Expenditure	-	61,10,000			
-Fixed Assets Acquired during the period	-	34,39,250			
Revenue Expenditure transferred to Income & Expenditure			3,60,468	14,29,999	17,90,467
-Academic Expenses	10,89,758				
-Administrative & General Expenditure	4,09,834				
-Staff Payments & Benefits	50,21,719	5,900			
TOTAL (C)	65,21,311	34,45,150	85,31,961		73,20,000
NET BALANCE AS AT 31-3-2018 (A+B-C)		8,59,86,911		34,08,103	1,19,40,064
					8,31,54,096



S. Sen
Accounts Officer
Presidency University
Kolkata

Shukla
Finance Officer
Presidency University
Kolkata

PRESIDENCY UNIVERSITY VICE CHANCELLOR'S FUND FOR EXCELLENCE

SCHEDULE 2 : DEFERRED DONATION

PARTICULARS	2017-18	2016-17
A. OPENING BALANCE OF FUND		
B. ADDITION TO THE FUND:		
- Fixed Assets Acquired During The Year	24,72,964	8,00,648
TOTAL (A+B)	34,39,250	17,90,467
C. APPROPRIATION FROM FUND	59,12,214	25,91,115
Depreciation	-	-
TOTAL (C)	3,59,341	1,18,151
NET BALANCE AS AT 31-3-2018 (A+B-C)	3,59,341	1,18,151
	55,52,873	24,72,964

SCHEDULE 3 : CURRENT LIABILITIES & PROVISION

PARTICULARS	2017-18	2016-17
CURRENT LIABILITIES		
Sundry Creditors	4,78,769	-
Interest Received but not Due	-	-
Loan from Self- Generated Fund	3,00,000	3,00,000
Net Salary Payable	93,000	4,65,076
Payable to Endowment Fund	98,000	98,000
Scholarship- Merit Cum Means Payable	4,63,408	
Professional Tax	200	400
Retention Money	4,86,925	3,66,445
TDS U/S 194C	7,621	
Salary TDS U/S 192B	-	1,44,524
TOTAL	19,27,923	13,74,445



Sabya
Accounts Officer
Presidency University
Kolkata

[Signature]
Finance Officer
Presidency University
Kolkata

PRESIDENCY UNIVERSITY VICE CHANCELLOR'S FUND FOR EXCELLENCE

SCHEDULE 4 - FIXED ASSETS

DESCRIPTION	RATE OF DEPRECIATION	GROSS BLOCK				DEPRECIATION			NET BLOCK		
		VALUE AS AT 31.03.2017	ADDITIONS DURING THE YEAR	DEDUCTIONS DURING THE YEAR	VALUE AS AT 31.03.2018	ACCUMULATED AMOUNT UPTO 31.03.2017	FOR THE YEAR	ON DEDUCTIONS DURING THE YEAR	TOTAL UPTO 31.03.2018	AS AT 31.03.2018	AS AT 31.03.2017
Computer Hardware	25%	77,249	-	-	77,249	18,400	14,712	-	33,112	44,137	58,849
Electrical Installation	14.33%	-	12,04,799	-	12,04,799	-	1,72,648	-	1,72,648	10,32,151	-
IT Equipment	25%	7,140	-	-	7,140	893	1,562	-	2,455	4,685	6,247
Library Books & Digital Materials	33.33%	3,07,627	-	-	3,07,627	60,028	82,525	-	1,42,553	1,65,074	2,47,599
Renovation of Buildings	2%	7,82,179	22,34,451	-	30,16,630	23,309	59,866	-	83,175	29,33,455	7,58,870
Renovation of Buildings-Bankim Hall	2%	14,29,999	-	-	14,29,999	28,600	28,028	-	56,628	13,73,371	14,01,399
TOTAL		26,04,194	34,39,250	-	60,43,444	1,31,230	3,59,341	-	4,90,571	55,52,873	24,72,964

S. Sen
Accounts Officer
Presidency University
Kolkata



S. Sen
Finance Officer
Presidency University
Kolkata

PRESIDENCY UNIVERSITY VICE CHANCELLOR'S FUND FOR EXCELLENCE

SCHEDULE 5: CAPITAL WORK IN PROGRESS

PARTICULARS	2017-18	2016-17
Building		
TOTAL	-	22,34,451
	-	22,34,451

SCHEDULE 6: INVESTMENT IN FIXED DEPOSITS

PARTICULARS	2017-18	2016-17
FIXED DEPOSITS AGAINST ENDOWMENT FUND		
-With Canara Bank	75,45,709	75,45,709
-With Axis Bank	7,37,51,847	6,90,12,925
TOTAL	8,12,97,556	7,65,58,634

SCHEDULE 7 : CURRENT ASSETS

PARTICULARS	2017-18	2016-17
1. CASH AT BANK		
-In Savings Bank Account With Axis Bank Ltd		
-In Savings Bank Account With Bank of India	32,92,593	12,51,527
5. ACCRUED INTEREST ON FIXED DEPOSITS	1,33,209	11,91,504
-With Canara Bank		
-With Axis Bank Ltd	1,18,552	1,18,552
TOTAL	15,68,495	10,56,896
	51,12,848	36,18,479

SCHEDULE 8 : LOAN ADVANCE & DEPOSITS

PARTICULARS	2017-18	2016-17
1. ADVANCE TO STAFF		
2. RECEIVABLE FROM ENDOWMENT FUND	60000	-
3. RECEIVABLE FROM SELF- GENERATED FUND	14,36,108	12,26,830
4. TDS RECEIVABLE	-	8,81,825
TOTAL	8,322	8,322
	15,04,430	21,16,977

SCHEDULE 9 : INCOME FROM INVESTMENTS

PARTICULARS	2017-18	2016-17
INTEREST ON FIXED DEPOSITS		
-With Canara Bank (Including Interest accrued Rs.1,18,552/- in 2017-18 and Rs.1,18,552/- in 2016-17)	6,79,292	6,80,022
-With Bank Of India (Including Interest accrued NIL in 2017-18 and in 2016-17)	16,613	2,02,643
-With Axis Bank Ltd (Including Interest accrued Rs.15,68,495/- in 2017-18 and Rs.10,56,896/- in 2016-17)	5927339	58,66,531
TOTAL (Transfer To Earmarked / Endowment)	66,23,244	67,49,196

SCHEDULE 10 : OTHER INCOME

PARTICULARS	2017-18	2016-17
INTEREST ON SAVINGS ACCOUNTS:		
-With Bank of India		
-With Axis Bank Ltd	9,410	6074
TOTAL	56,622	67,635
	66,032	73,709

SCHEDULE 11 : STAFF PAYMENTS & BENEFITS

PARTICULARS	2017-18	2016-17
Gross Salary - Chair Professor	8,81,719	18,00,000
Gross Salary - Distinguish Professor	41,40,000	55,20,000
TOTAL	50,21,719	73,20,000

SCHEDULE 12 : ACADEMIC EXPENSES

PARTICULARS	2017-18	2016-17
Seminar & Workshop-NKM Endowment Lecture	95,094	98,410
Stripend, Scholarship & Prizes	1,21,740	1,27,950
Seminar & Workshop	2,29,130	-
Sponsorship-Merit cum Means	6,43,794	6,25,133
TOTAL	10,89,758	8,51,493

SCHEDULE 13 : ADMINISTRATIVE & GENERAL EXPENSES

PARTICULARS	2017-18	2016-17
Bank Charges		
Consultancy & professional Fees	-	104
Advertisement & Publicity	5,900	19,78,000
TOTAL	4,09,834	-
	4,15,734	19,78,104

[Signature]
Finance Officer
Presidency University
Kolkata

[Signature]
Accounts Officer
Presidency University
Kolkata



PRESIDENCY UNIVERSITY
86/1 COLLEGE STREET, KOLKATA - 700 073
PRESIDENCY UNIVERSITY EMPLOYEES' PROVIDENT FUND

BALANCE SHEET AS AT 31st MARCH 2018

SOURCES OF FUNDS (LIABILITIES)		2017-2018	2016-2017
PRESIDENCY UNIVERSITY EMPLOYEES' PROVIDENT FUND (RESTRICTED FUND)			
TOTAL	1	6,94,18,399	5,16,52,427
APPLICATION OF FUNDS (ASSETS)			
CURRENT ASSETS	2	6,47,92,681	4,86,38,705
LOAN ADVANCE & DEPOSITS	3	46,25,718	30,13,722
TOTAL		6,94,18,399	5,16,52,427

INCOME AND EXPENDITURE ACCOUNT FOR THE YEAR ENDED 31st MARCH 2018

INCOME		2017-2018	2016-2017
Other Income			
TOTAL (A)	4	16,823	34,002
EXPENDITURE			
Administrative & General Expenses	5	-	920
TOTAL (B)		-	920
BALANCE BEING EXCESS OF INCOME OVER EXPENDITURE (A-B)		16,823	33,082
SURPLUS CARRIED FORWARD TO PRESIDENCY UNIVERSITY EMPLOYEE'S PROVIDENT FUND			
		16,823	33,082



Saby
Accounts Officer
Presidency University
Kolkata

Anand
Finance Officer
Presidency University
Kolkata

PRESIDENCY UNIVERSITY
86/1 COLLEGE STREET, KOLKATA - 700 073

PRESIDENCY UNIVERSITY EMPLOYEES' PROVIDENT FUND

RECEIPT & PAYMENT ACCOUNT FOR THE YEAR ENDED 31.03.2018

RECEIPTS	2017-2018		2016-2017		PAYMENT	2017-2018		2016-2017	
To OPENING BALANCE					By FINAL PAYMENT OF ACCUMULATED P.F. BALANCE		13,91,536		9,56,646
Cash At Bank									
-In Savings Account With State Bank Of India	2,11,959		20,636						
Pay & Accounts Office- II	4,84,26,746		2,55,26,050						
		30,13,722		28,11,133	By WITHDRAWN FROM P&A OFFICE II FOR DISBURSEMENT OF P.F. REFUNDABLE LOAN		24,000		24,000
To INTEREST REALISED ON PROVIDENT FUND					By WITHDRAWN FROM P&A OFFICE II FOR DISBURSEMENT OF P.F. NON-REFUNDABLE LOAN		1,50,000		80,000
To ARREAR P.F.SUBSCRIPTIONS FROM EMPLOYEES		9,33,331		6,65,578	By BANK CHARGES				920
To REGULAR SUBSCRIPTIONS FROM EMPLOYEES		72,15,356		63,36,262					
To ACCUMULATED BALANCE OF P.F. FROM PREVIOUS EMPLOYERS		65,18,280		1,42,72,376					
To RECOVERY OF P.F. ADVANCE		22,000		34,234	By CLOSING BALANCE				
To OTHER INCOME		16,823		34,002	Cash At Bank				
Savings Bank Interest					-In Savings Account With State Bank Of India	3,11,552		2,11,959	
		6,63,58,217		4,97,00,271	Pay & Accounts Office- II	6,44,81,129	6,47,92,681	4,84,26,746	4,86,38,705
							6,63,58,217		4,97,00,271



Saby
Accounts Officer
Presidency University
Kolkata

Shubh
Finance Officer
Presidency University
Kolkata

PRESIDENCY UNIVERSITY
86/1 COLLEGE STREET, KOLKATA - 700 073
PRESIDENCY UNIVERSITY EMPLOYEES' PROVIDENT FUND

SCHEDULE 1: PRESIDENCY UNIVERSITY EMPLOYEES' PROVIDENT FUND (RESTRICTED FUND)

PARTICULARS	2017-2018	2016-2017
A. OPENING BALANCE OF FUND		
B. ADDITION TO THE FUND:	5,16,52,427	2,83,57,819
-Arrear P.F. Subscription from Employees	9,33,331	6,65,578
-Regular Subscription from Employees	72,15,356	63,36,262
-Accumulated Balance of P.F. from Previous Employers	65,18,280	1,42,72,376
-Recovery of P.F. Advance	22,000	34,234
-Interest on Provident Fund made during the year	46,25,718	30,13,722
-Surplus For The Year Transferred From Income And Expenditure Account	16,823	33,082
TOTAL (A+B)	7,09,83,935	5,27,13,073
C. UTILIZATION TOWARDS OBJECTIVES OF FUND:		
-Final Payment of Accumulated P.F. Balance	13,91,536	9,56,646
-Withdrawal of Refundable Loan	24,000	24,000
-Withdrawal of Non-Refundable Loan	1,50,000	80,000
TOTAL (C)	15,65,536	10,60,646
NET BALANCE AS AT 31-3-2018 (A+B-C)	6,94,18,399	5,16,52,427

SCHEDULE 2 : CURRENT ASSETS

PARTICULARS	2017-2018	2016-2017
CASH AT BANK		
-In Savings Bank Account With State Bank of India	3,11,552	2,11,959
-In Employees' Provident Fund Bank Account With Pay & Accounts Office, Kolkata	6,44,81,129	4,84,26,746
TOTAL	6,47,92,681	4,86,38,705

SCHEDULE 3 : LOAN ADVANCE & DEPOSITS

PARTICULARS	2017-2018	2016-2017
I. Receivable		
-Provision for Interest on Provident Fund	46,25,718	30,13,722
TOTAL	46,25,718	30,13,722

SCHEDULE 4 : OTHER INCOME

PARTICULARS	2017-2018	2016-2017
INTEREST ON SAVINGS ACCOUNTS:		
-With State Bank of India	16,823	34,002
TOTAL	16,823	34,002

SCHEDULE 5 : ADMINISTRATIVE & GENERAL EXPENSES

PARTICULARS	2017-2018	2016-2017
Bank Charges	-	920
TOTAL	-	920

Saby
Accounts Officer
Presidency University
Kolkata

Finance Officer
Finance Officer
Presidency University
Kolkata



PRESIDENCY UNIVERSITY
86/1 COLLEGE STREET, KOLKATA 700 073

STATE (DEVELOPMENT) FUND

BALANCE SHEET AS AT 31st MARCH 2018

	SCHEDULE	2017-18	2016-17
SOURCES OF FUNDS (LIABILITIES)			
STATE (DEVELOPMENT FUND) (RESTRICTED FUND)	1	1,36,38,80,013	87,61,13,804
DEFERRED GRANT (RESTRICTED FUND)	2	48,35,67,869	19,63,29,651
CURRENT LIABILITIES & PROVISIONS	3	2,63,46,325	3,16,77,475
TOTAL		1,87,37,94,207	1,10,41,20,930
APPLICATION OF FUNDS (ASSETS)			
FIXED ASSETS	4		
Tangible Assets		48,29,14,318	19,54,58,249
Intangible Assets		6,53,551	8,71,402
CAPITAL WORK IN PROGRESS	5	48,35,67,869	19,63,29,651
CAPITAL ADVANCE	6	1,23,34,955	15,71,05,101
INVESTMENT IN FIXED DEPOSITS	7	1,30,91,54,621	32,78,76,736
CURRENT ASSETS	8	4,76,75,256	33,16,81,887
LOAN, ADVANCE & DEPOSITS	9	1,28,61,764	8,29,27,813
TOTAL		1,87,37,94,207	1,10,41,20,930

INCOME AND EXPENDITURE ACCOUNT FOR THE YEAR ENDED 31st MARCH 2018

	SCHEDULE	2017-18	2016-17
INCOME			
Transfer From State (Development) Fund To the Extent Of Revenue Expenditure		8,73,989	60,85,378
Income From Investment	10	80,50,217	2,86,43,153
Other Income	11	16,24,629	13,07,008
Transfer From Deferred Grant To Meet Depreciation		3,76,49,592	2,48,60,073
TOTAL (A)		4,81,98,427	6,08,95,612
EXPENDITURE			
Administrative And General Expenses	12	8,58,489	16,23,936
Repairs And Maintenance	13	15,500	44,61,442
Depreciation	4	3,76,49,592	2,48,60,073
TOTAL (B)		3,85,23,581	3,09,45,451
BALANCE BEING EXCESS OF INCOME OVER EXPENDITURE (A-B)		96,74,846	2,99,50,161
IN EXCESS/PLUS/(DEFICIT) CARRIED FORWARD TO STATE (DEVELOPMENT) FUND		96,74,846	2,99,50,161



74
Accounts Officer
Presidency University, Kolkata
Finance Officer
Presidency University, Kolkata

PRESIDENCY UNIVERSITY
86/1 COLLEGE STREET, KOLKATA 700 073
STATE DEVELOPMENT FUND
RECEIPT & PAYMENT ACCOUNT FOR THE YEAR ENDED 31.03.2018

	2017-2018	2016-2017	2017-2018	2016-2017	2017-2018	2016-2017
RECEIPTS						
To OPENING BALANCE						
Cash In Hand						
Cash At Bank						
-In Savings Account With Bank Of India	5,03,63,082	3,63,62,582	5,03,63,082	3,63,62,582	11,86,745	27,93,899
To DEVELOPMENT FUND						
1st phase work of 2nd Campus	77,17,49,000	20,00,00,000	77,17,49,000	20,00,00,000	7,98,081	5,02,874
Repair & Renovation Works of Deptt. of Chemistry	1,70,00,000	51,94,181	1,70,00,000	51,94,181	59,692	-
State Grant-for Purchase of E-Books & E-Journals	2,00,00,000	-	2,00,00,000	-	15,500	-
State Grant-Renov. & Upgrad. Works of Heritage MLT	16,15,760	-	16,15,760	-	716	1,413
St Grant-for Civil & Interior Works of Auditorium	59,92,825	-	59,92,825	-	16,76,182	33,28,138
Electrical Instal for Augmentation of Power Supply	1,00,00,000	-	1,00,00,000	-	11,06,667	1,22,46,948
Furniture Grant	1,00,19,357	-	1,00,19,357	-	-	1,88,947
MP LAD DOB FUND	-	1,00,00,000	-	1,00,00,000	81,09,968	1,66,12,361
MP LAD KDS FUND	-	1,00,00,000	-	1,00,00,000	20,40,411	39,21,373
Renovation of Lecture Rooms & Office(1st Fl-Main BI	-	63,62,915	-	63,62,915	15,52,773	1,47,790
Repair & Renovation of PU	-	6,08,61,739	-	6,08,61,739	51,030	-
State Grant- Computers for Sc. Deptt.	-	1,13,81,230	-	1,13,81,230	1,97,44,862	2,40,369
State Grant- Renovation & Upgradation-Derozio Hall	-	2,74,89,696	-	2,74,89,696	3,27,188	5,05,814
State Grant-Restoration work of Baker Building	-	1,74,43,089	-	1,74,43,089	13,20,30,298	1,66,350
State Grant- Set Up of 9 Nos Virtual Class	-	27,00,000	-	27,00,000	-	-
To INCOME FROM INVESTMENTS						
Interest on Fixed Deposits	83,63,76,942	36,14,32,870	83,63,76,942	36,14,32,870	16,66,39,379	3,73,58,090
To OTHER INCOME						
Savings Bank Interest	1,81,84,302	1,57,81,290	1,81,84,302	1,57,81,290	3,25,26,780	38,26,620
To MATURITY OF FIXED DEPOSITS						
Savings Bank Interest	16,24,629	13,07,008	16,24,629	13,07,008	-	13,54,36,824
To REVERSAL OF STALE CHEQUES						
Sundry Creditors	53,76,92,777	840891106.7	53,76,92,777	840891106.7	1,00,73,37,205	30,69,01,784
To RETENTION MONEY RECEIVED						
PAYABLE TO SGF-II	1,05,75,035	1,39,91,079	1,05,75,035	1,39,91,079	18,778	-3,74,420
To RECEIVABLE FROM UGC XII PLAN						
Building	1,89,18,139	1,12,38,000	1,89,18,139	1,12,38,000	1,12,94,34	-11,12,908
CAPITAL WORK IN PROGRESS						
Building	1,42,55,541	-	1,42,55,541	-	1,10,713	-17,248
					-13,676	-6,54,212
					4,84,761	2,59,268
					1,12,38,000	-
					25,95,165	-
					8,08,523	60,85,619
					1,63,88,946	41,86,099
					-	19,420
					25,16,46,660	72,81,36,602
					-	1,14,77,229
					-	-
					1,13,88,743	5,03,63,082
					1,48,79,88,447	1,28,10,03,936
					1,13,88,743	5,03,63,082
					1,48,79,88,447	1,28,10,03,936



Abhishek
Finance Officer
Presidency University,
Kolkata

Baby
Accounts Officer
Presidency University
Kolkata

PRESIDENCY UNIVERSITY
86/1 COLLEGE STREET, KOLKATA 700 073
STATE (DEVELOPMENT) FUND

SCHEDULE 1 : STATE (DEVELOPMENT) FUND (RESTRICTED FUND)


PARTICULARS	2017-18	2016-17
A. OPENING BALANCE OF FUND	87,61,13,804	56,02,05,181
B. ADDITION TO THE FUND:		
-Grants	83,63,76,942	41,09,02,678
-Creation of CWIP for the Architect Fees and Vetting Charges upto 31.03.16	-	72,53,366
-Net Block of Assets sold	8,859	-
-Transfer of Fixed Assets to UGC XII Plan (Gross Block on 1.4.16)	-	23,94,292
-Surplus/(Deficit) For The Year Transferred From Income And Expenditure Account	96,74,846	2,99,50,161
TOTAL (A+B)	1,72,21,74,451	1,01,07,05,678
C. UTILIZATION OF FUND		
Capital Expenditure		
-Fixed Assets Acquired During The Year	32,48,93,669	12,85,06,496
Revenue Expenditure transferred to Income & Expenditure Account		
-Administrative and General Expenses	8,58,489	16,23,936
-Repairs And Maintenance	15,500	44,61,442
D. REFUND OF GRANT TO FUNDING AUTHORITY	3,25,26,780	-
TOTAL (C)	35,82,94,438	13,45,91,874
NET BALANCE AS AT 31-3-2018 (A+B-C)	1,36,38,80,013	87,61,13,804

SCHEDULE 2 : DEFERRED GRANT (RESTRICTED FUND)

PARTICULARS	2017-18	2016-17
A. OPENING BALANCE OF FUND	19,63,29,651	9,28,51,884
B. ADDITION TO THE FUND:		
Fixed Assets Acquired During The Year	32,48,96,669	13,04,35,656
TOTAL (A+B)	52,12,26,320	22,32,87,540
C. Appropriation From Funds		
Net Block of Assets sold	8,859	-
Transfer of Fixed Assets to UGC XII Plan Fund(at Net Block value on 31.03.17)	-	20,97,816
Depreciation	3,76,49,592	2,48,60,073
TOTAL (C)	3,76,58,451	2,69,57,889
NET BALANCE AS AT 31-3-2018 (A+B-C)	48,35,67,869	19,63,29,651

SCHEDULE 3 : CURRENT LIABILITIES & PROVISION

PARTICULARS	2017-18	2016-17
CURRENT LIABILITIES		
Sundry Creditors for Goods & Services	-	8,08,523
Labour Welfare Cess @1%	3,61,151	3,79,929
Liabilities for Expenses	92,596	26,87,761
Payable to SGF-II	-	1,12,38,000
Retention Money	2,52,47,418	1,46,74,383
Sales Tax Deducted at Source @3%	-	11,29,434
Sales Tax Deducted at Source @5%	-	17,248
TDS U/S 194C	6,12,118	7,22,831
TDS U/S 194J	33,042	19,366
TOTAL	2,63,46,325	3,16,77,475


 Account Officer
 Presidency University
 Kolkata


 Finance Officer
 Presidency University
 Kolkata



PRESIDENCY UNIVERSITY
86/1 COLLEGE STREET, KOLKATA 700 073
STATE (DEVELOPMENT) FUND

SCHEDULE 4: FIXED ASSETS

DESCRIPTION	RATE OF DEPRECIATION	GROSS BLOCK			DEPRECIATION			NET BLOCK			
		VALUE AS AT 31.03.2017	ADDITIONS DURING THE YEAR	DEDUCTIONS DURING THE YEAR	VALUE AS AT 31.03.2018	ACCUMULATED AMOUNT UPTO 31.03.2017	FOR THE YEAR	ON DEDUCTIONS DURING THE YEAR	TOTAL UPTO 31.03.2018	AS AT 31.03.2018	AS AT 31.03.2017
TANGIBLE ASSETS											
Audio - Visual Equipment	20%	34,39,447	16,76,182	-	51,15,629	6,98,570	8,83,412	-	15,81,982	35,33,647	27,40,877
Computer Hardware	25%	1,55,68,366	11,15,526	15,750	1,66,68,142	30,15,248	33,82,427	6,891	63,90,784	1,02,77,358	1,25,53,118
Electrical Appliances	14.33%	1,88,947	-	-	1,88,947	13,538	25,136	-	38,674	1,50,273	1,75,409
Electrical Installation	14.33%	8,33,22,135	2,44,44,536	-	10,77,66,671	82,20,098	1,25,13,573	-	2,07,33,671	8,70,33,000	7,51,02,037
Furniture, Fixture & Fittings	14.33%	2,84,21,265	81,09,968	-	3,65,31,233	53,25,707	39,65,897	-	92,91,604	2,72,39,629	2,30,95,558
IT Equipment	25%	27,13,753	51,030	-	27,64,783	13,05,538	3,64,811	-	16,70,349	10,94,434	14,08,215
ICT- Network	25%	3,55,83,142	20,64,411	24,000	3,76,23,553	1,36,62,397	59,91,039	3,000	1,96,50,436	1,79,73,117	2,19,20,745
Laboratory & Scientific Equipment	20%	44,58,041	26,28,846	-	70,86,887	21,63,041	7,21,885	-	28,84,926	42,01,961	22,95,000
Library Books & Digital Materials	33.33%	82,54,252	2,02,29,623	-	2,84,83,875	36,68,235	48,99,786	-	85,68,021	1,99,15,854	45,86,017
Office Equipment	20%	1,97,063	6,00,344	-	7,97,407	53,749	1,07,147	-	1,60,896	6,36,511	1,43,314
Renovation of Hindu Hostel	2%	16,10,834	-	-	16,10,834	78,971	30,637	-	1,09,608	15,01,226	15,31,863
Renovation of Building	2%	5,11,31,757	26,39,97,203	-	31,51,28,960	12,76,634	45,35,796	-	58,12,430	30,93,16,530	4,98,55,123
Sports equipment	20%	56,637	-	-	56,637	5,664	10,195	-	15,859	40,778	50,973
TOTAL (A)		23,49,45,639	32,49,17,669	39,750	55,98,23,558	3,94,87,390	3,74,31,741	9,891	7,69,09,240	48,29,14,318	19,54,58,249
B. INTANGIBLE ASSETS											
Computer Software		13,27,850	-	-	13,27,850	4,56,448	2,17,851	-	6,74,299	6,53,551	8,71,402
TOTAL (B)		13,27,850	-	-	13,27,850	4,56,448	2,17,851	-	6,74,299	6,53,551	8,71,402
TOTAL		23,62,73,489	32,49,17,669	39,750	56,11,51,408	3,99,43,838	3,76,49,592	9,891	7,75,83,539	48,35,67,869	19,63,29,651



[Signature]
Finance Officer
Presidency University
Kolkata

[Signature]
Accounts Officer
Presidency Unive
Kolkata

PRESIDENCY UNIVERSITY
86/1 COLLEGE STREET, KOLKATA 700 073
STATE (DEVELOPMENT) FUND

SCHEDULE 5: CAPITAL WORK IN PROGRESS

PARTICULARS	2017-18	2016-17
Electrical	-	11,03,536
Building	1,23,34,955	15,60,01,565
TOTAL	1,23,34,955	15,71,05,101

SCHEDULE 6: CAPITAL ADVANCE

PARTICULARS	2017-18	2016-17
Advance To PWD against Various Works	2,16,39,487	1,21,10,602
Advance To WBHIDCO against construction of 2nd Campus (including Boundary Wall)	1,28,23,20,953	31,05,71,953
Advance To PWD, Darjeeling Division against construction of Himalayan Centre at Kurseong	51,94,181	51,94,181
TOTAL	1,30,91,54,621	32,78,76,736

SCHEDULE 7: INVESTMENTS IN FIXED DEPOSITS

PARTICULARS	2017-18	2016-17
FIXED DEPOSITS		
-With Bank Of India	4,76,75,256	33,16,81,887
TOTAL	4,76,75,256	33,16,81,887

SCHEDULE 8: CURRENT ASSETS

PARTICULARS	2017-18	2016-17
1. CASH AT BANK		
In Savings Account With Bank Of India	1,13,88,743	5,03,63,082
2. RECEIVABLE FROM UGC XII PLAN	-	1,89,18,139
3. ACCRUED INTEREST ON FIXED DEPOSIT		
-With Bank Of India	14,73,021	1,36,46,592
TOTAL	1,28,61,764	8,29,27,813

SCHEDULE 9: LOAN ADVANCE & DEPOSITS

PARTICULARS	2017-18	2016-17
TDS Receivable	10,974	10,974
Security Deposit Paid to CESC	81,88,768	81,88,768
TOTAL	81,99,742	81,99,742

SCHEDULE 10 : INCOME FROM INVESTMENTS

PARTICULARS	2017-18	2016-17
INTEREST ON FIXED DEPOSITS		
Including Interest accrued Rs. 14,73,021/- in 2017-18 and Rs. 1,36,46,592/- in 2016-17)	80,50,217	2,86,43,153
TOTAL (Transfer To Earmarked / Endowment)	80,50,217	2,86,43,153

SCHEDULE 11 : OTHER INCOME

PARTICULARS	2017-18	2016-17
INTEREST ON:		
-Savings Bank Account With Bank Of India	16,24,629	13,07,008
TOTAL	16,24,629	13,07,008

SCHEDULE 12: ADMINISTRATIVE & GENERAL EXPENSES

PARTICULARS	2017-18	2016-17
IT Consumables	59,692	-
Gardening	7,98,081	16,22,523
Bank Charges	716	1,413
TOTAL	8,58,489	16,23,936

SCHEDULE 13: REPAIR & MAINTENANCE

PARTICULARS	2017-18	2016-17
Electrical Maintenance	-	44,61,441
Computer	15,500	-
TOTAL	15,500	44,61,441

Saty
Accounts Officer
Presidency University
Kolkata

Phan...
Finance Officer
Presidency University
Kolkata

